



US00D434040S

# United States Patent [19]

Yasufuku et al.

[11] **Patent Number: Des. 434,040**

[45] **Date of Patent: \*\* Nov. 21, 2000**

[54] **ADAPTER FOR CONNECTING A MEMORY CARD**

[75] Inventors: **Kaori Yasufuku; Taiji Hosaka**, both of Yokohama, Japan

[73] Assignee: **Japan Solderless Terminal Mfg. Co., Ltd.**, Japan

[\*\*] Term: **14 Years**

[21] Appl. No.: **29/113,101**

[22] Filed: **Nov. 1, 1999**

[51] **LOC (7) Cl. .... 14-02**

[52] **U.S. Cl. .... D14/433**

[58] **Field of Search** ..... D14/432, 433, D14/435-38, 478-80; 360/60, 129, 132-3, 135, 97.01-99.12; 235/492, 487, 380-1, 441; 463/43-47; 364/708.1

[56] **References Cited**

**U.S. PATENT DOCUMENTS**

D. 298,326 11/1988 Kimura .

D. 298,327 11/1988 Kimura .

D. 370,009 5/1996 Smedley, Jr. et al. .

D. 375,304 11/1996 Takahata et al. .

D. 412,187 7/1999 Kitamori .

D. 416,886 11/1999 Hirai et al. .

*Primary Examiner*—M. H. Tung  
*Attorney, Agent, or Firm*—Rader, Fishman&Grauer

[57] **CLAIM**

We claim the ornamental design for a adapter for connecting a memory card, as shown.

**DESCRIPTION**

FIG. 1 is a top plan view of an adapter for connecting a memory card;  
FIG. 2 is a front elevation view thereof;  
FIG. 3 is a right side view thereof;  
FIG. 4 is a bottom plan view thereof;  
FIG. 5 is a rear elevation view thereof; and,  
FIG. 6 is a left side view thereof.

**1 Claim, 2 Drawing Sheets**

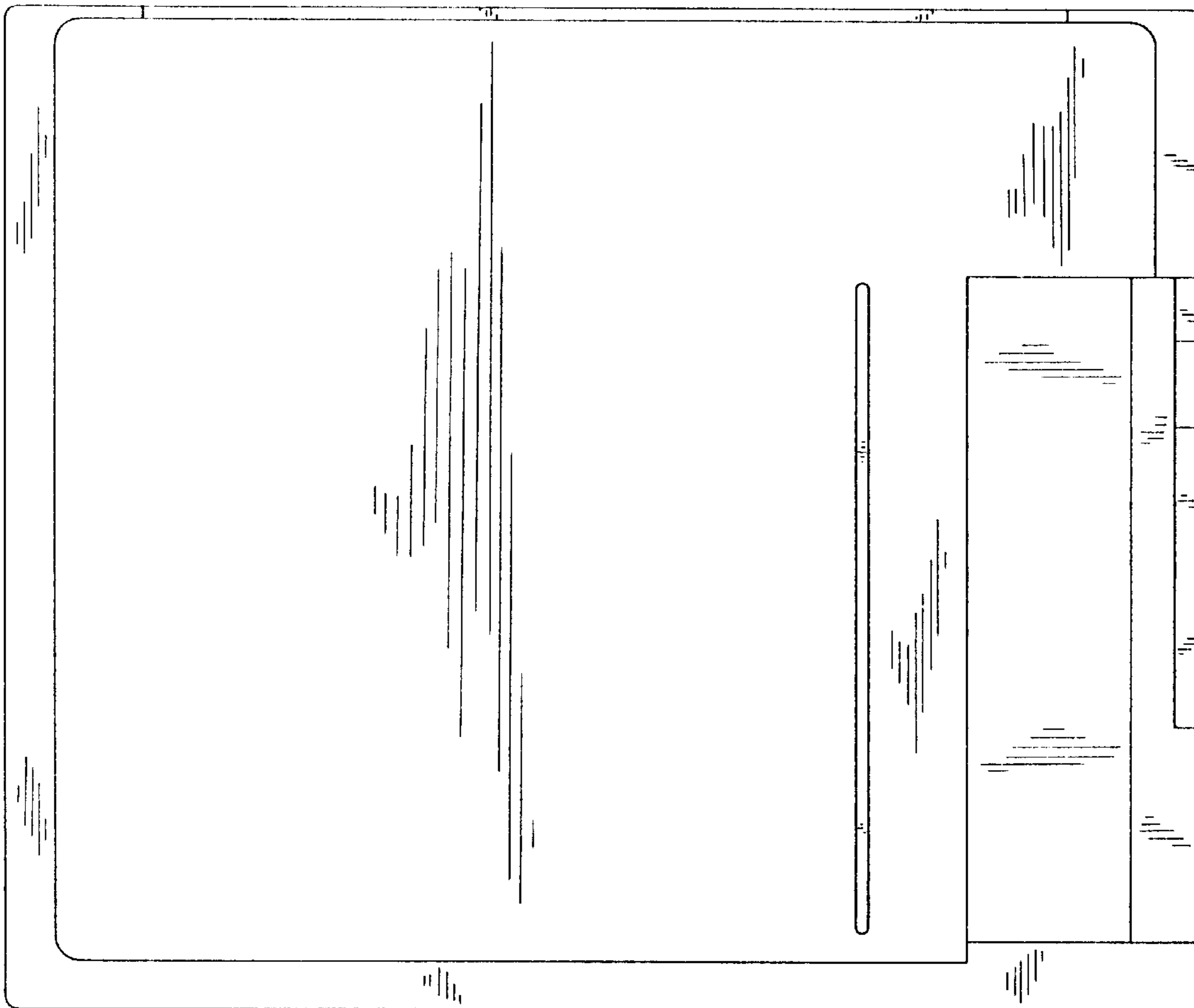


FIG. 1

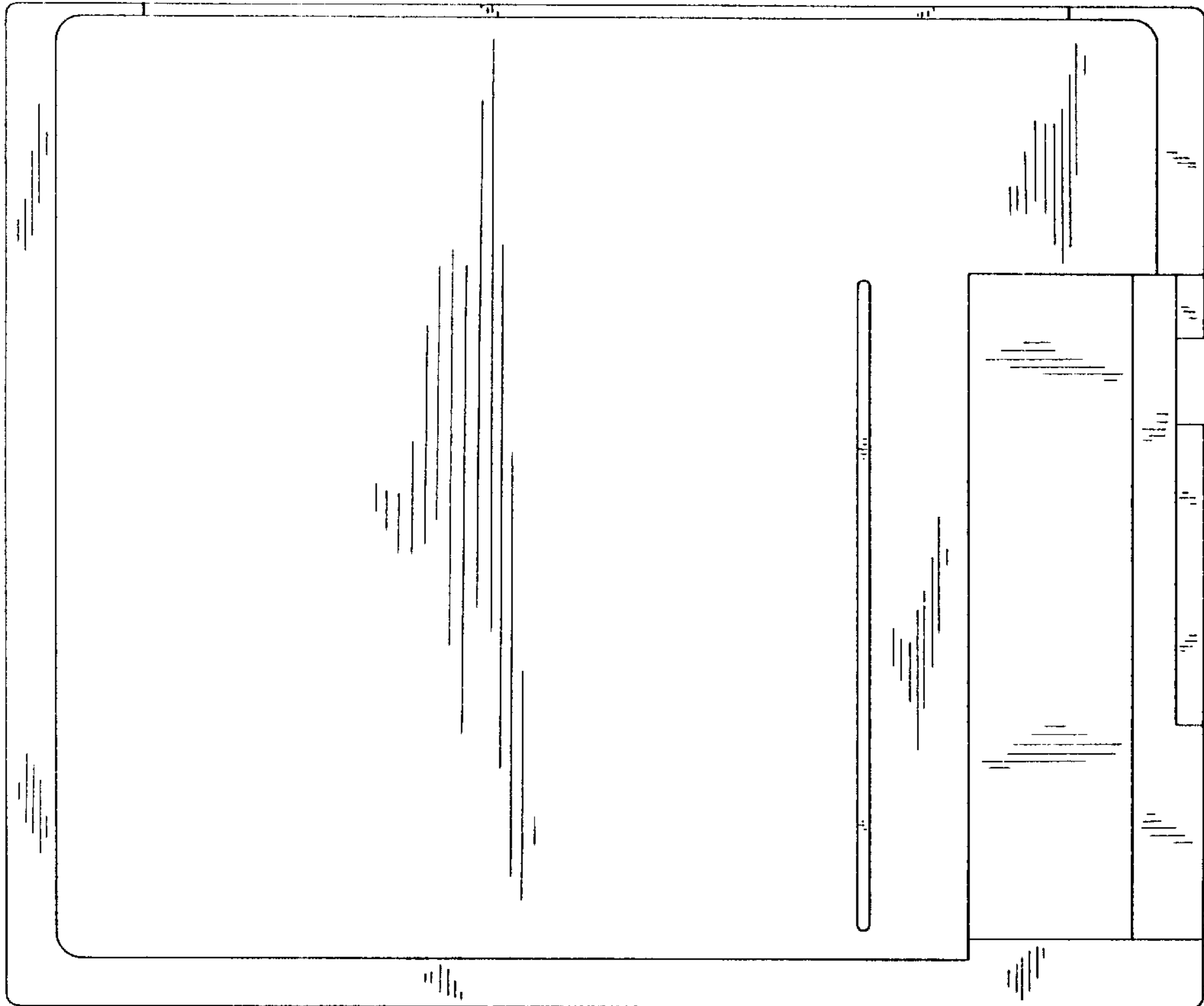


FIG. 2




FIG. 3



FIG. 4

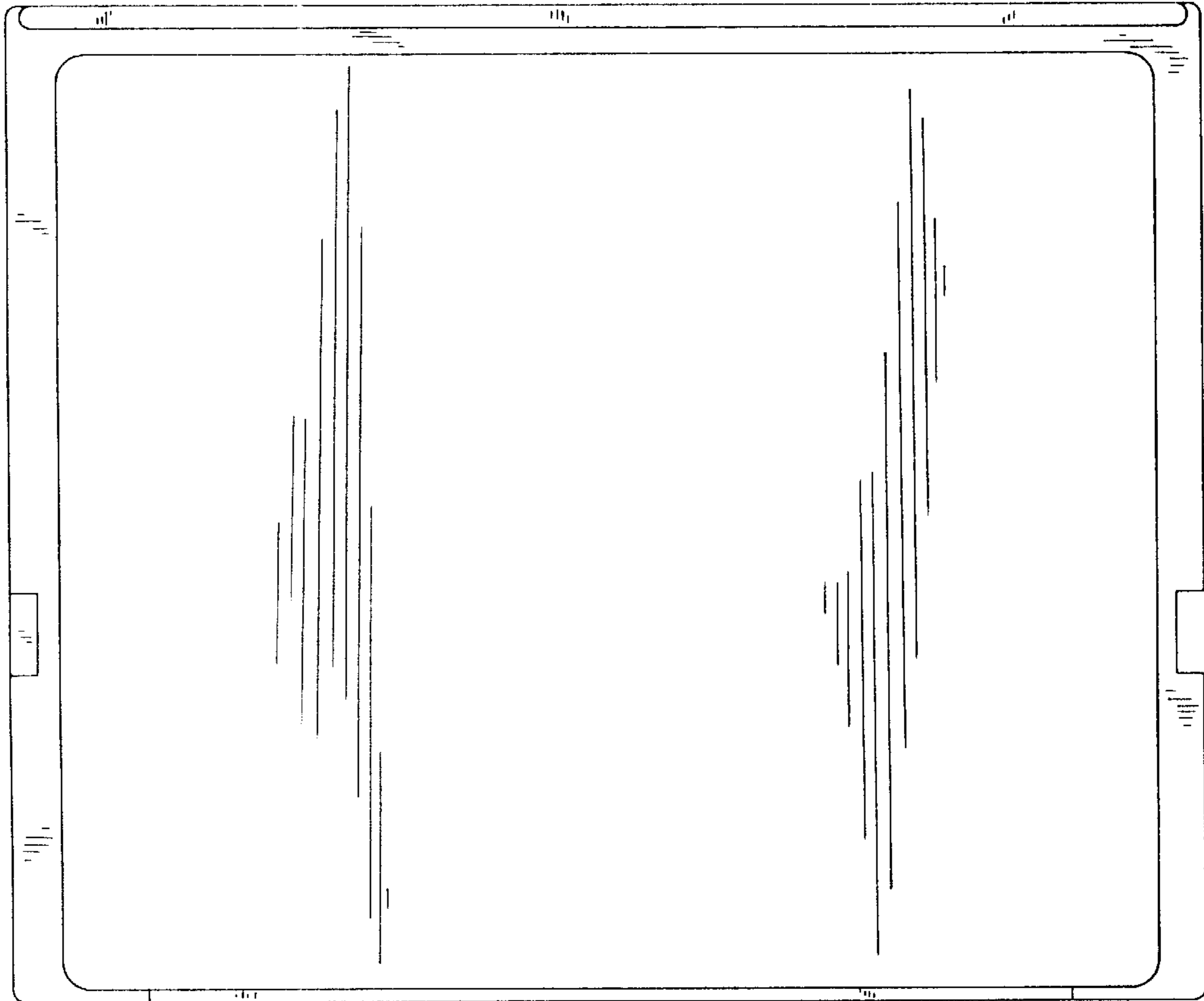


FIG. 5

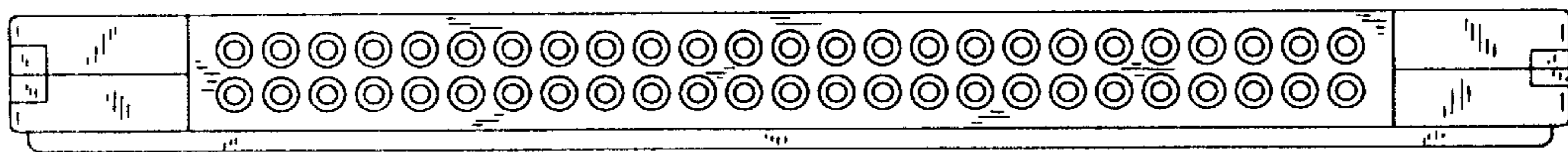


FIG. 6

