



- (51) International Patent Classification:
C12Q 1/68 (2006.01) C12N 9/96 (2006.01)
- (21) International Application Number:
PCT/US2013/077290
- (22) International Filing Date:
20 December 2013 (20.12.2013)
- (25) Filing Language: English
- (26) Publication Language: English
- (30) Priority Data:
61/740,356 20 December 2012 (20.12.2012) US
- (71) Applicant: BIOMATRICA, INC. [US/US]; 5627 Oberlin Drive, Suite 120, San Diego, CA 92121 (US).
- (72) Inventors: WHITNEY, Scott, E.; 7615 Canyon Point Lane, San Diego, CA 92126 (US). DE LOS RIOS, Stephanie; 750 Kalamath Drive, Del Mar, CA 92014 (US). GHIRMAL, Senait; 5335 Repecho Drive, B102, San Diego, CA 92124 (US). MULLER, Rolf; 12744 Via Donada, Del Mar, CA 92014 (US). LIBERAL, Vasco; 12768 Via Nieve, San Diego, CA 92130 (US). WILKINSON, Steven, P.; 14542 Kittery Street, Poway, CA 92064 (US).
- (74) Agent: ELAMRANI, Samir; Wilson Sonsini Goodrich & Rosati, 650 Page Mill Road, Palo Alto, CA 94304 (US).

(81) Designated States (unless otherwise indicated, for every kind of national protection available): AE, AG, AL, AM, AO, AT, AU, AZ, BA, BB, BG, BH, BN, BR, BW, BY, BZ, CA, CH, CL, CN, CO, CR, CU, CZ, DE, DK, DM, DO, DZ, EC, EE, EG, ES, FI, GB, GD, GE, GH, GM, GT, HN, HR, HU, ID, IL, IN, IR, IS, JP, KE, KG, KN, KP, KR, KZ, LA, LC, LK, LR, LS, LT, LU, LY, MA, MD, ME, MG, MK, MN, MW, MX, MY, MZ, NA, NG, NI, NO, NZ, OM, PA, PE, PG, PH, PL, PT, QA, RO, RS, RU, RW, SA, SC, SD, SE, SG, SK, SL, SM, ST, SV, SY, TH, TJ, TM, TN, TR, TT, TZ, UA, UG, US, UZ, VC, VN, ZA, ZM, ZW.

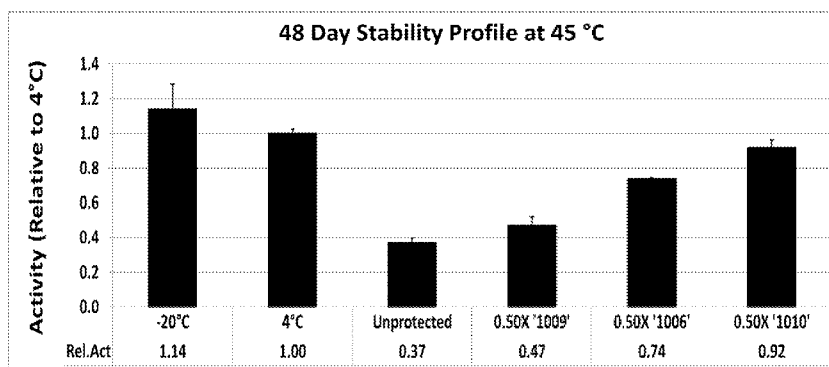
(84) Designated States (unless otherwise indicated, for every kind of regional protection available): ARIPO (BW, GH, GM, KE, LR, LS, MW, MZ, NA, RW, SD, SL, SZ, TZ, UG, ZM, ZW), Eurasian (AM, AZ, BY, KG, KZ, RU, TJ, TM), European (AL, AT, BE, BG, CH, CY, CZ, DE, DK, EE, ES, FI, FR, GB, GR, HR, HU, IE, IS, IT, LT, LU, LV, MC, MK, MT, NL, NO, PL, PT, RO, RS, SE, SI, SK, SM, TR), OAPI (BF, BJ, CF, CG, CI, CM, GA, GN, GQ, GW, KM, ML, MR, NE, SN, TD, TG).

Published:

— without international search report and to be republished upon receipt of that report (Rule 48.2(g))

(54) Title: FORMULATIONS AND METHODS FOR STABILIZING PCR REAGENTS

FIG. 8



(57) Abstract: Described herein are stabilized polymerase compositions comprising a polymerase and a polymerase stabilizing agent, such as a non-detergent zwitterionic stabilizer or a cationic ester disclosed, for use in nucleic acid amplification or nucleic acid sequencing. Compositions are provided for the stabilization of one or more polymerases in a single stabilized liquid formulation. Also disclosed are methods for making and using stabilized polymerase compositions and kits for nucleic acid amplification and sequencing comprising the stabilized polymerase compositions provided.

WO 2014/100755 A2

FORMULATIONS AND METHODS FOR STABILIZING PCR REAGENTS

RELATED APPLICATION

[0001] The present application claims the benefit of priority from U.S. Provisional Patent Application No. 61/740,356, filed December 20, 2012, which is herein incorporated by reference in its entirety.

BACKGROUND OF THE INVENTION

[0002] Stabilization of polymerases for nucleic acid synthesis and amplification is necessary for long term storage. Polymerases from thermophilic organisms are highly stable enzymes at high temperatures which permit their use in nucleic acid amplification techniques, such as polymerase chain reaction (PCR). Long term storage at room temperature or temperatures above freezing is challenging due to inactivation of the polymerase. Techniques such as lyophilization and the use of non-ionic and ionic detergents and polymerase specific antibodies have been used to stabilize polymerases.

SUMMARY OF THE INVENTION

[0003] Described herein are methods and compositions for the stabilization of polymerases for storage. In some embodiments, such polymerases are for use in methods such as nucleic acid amplification (e.g. polymerase chain reaction (PCR) and sequencing). The methods and compositions provide for long term storage of polymerases in liquid form at room temperature. Accordingly, the compositions provided herein do not require lyophilization. In addition, compositions provided herein do not require any cellulose or fibrous matrix components for storage. In some embodiments, the formulations provided herein are employed for room temperature storage. Accordingly, storage at temperatures below room temperature (e.g. at 4°C or lower) is not required. The compositions provided herein comprise at least one polymerase and a polymerase stabilizing agent disclosed herein. In some embodiments, the polymerase storage stabilizing agent is a non-detergent zwitterionic compound disclosed herein. In some embodiments, the non-detergent zwitterionic compound does not comprise a sulfate group. In some embodiments, the polymerase storage stabilizing agent is a cationic ester compound disclosed herein. In some embodiments, the polymerase storage stabilizing agent is a combination of a zwitterionic compound and a cationic ester compound. In some embodiments, the polymerase storage stabilizing agent is a combination of a non-detergent zwitterionic compound and a cationic ester compound.

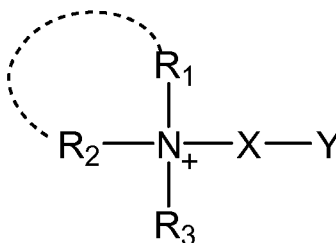
[0004] The compositions provided herein also include mixtures of reagents at working concentrations suitable for use with or without dilution and maintaining activity upon storage for an extended period of time, wherein the mixture contains at least one polymerase and a polymerase stabilizing agent disclosed herein.

[0005] Described herein in certain embodiments, is a liquid composition comprising a polymerase and a storage stabilizing agent wherein the agent stabilizes the polymerase when stored at room temperature for at least two weeks, at least 3 weeks, at least 4 weeks, at least 1 month, at least 2 months, at least 3 months, at least 4 months, at least 5 months, at least 6 months, at least 7 months, at least 8 months, at least 9 months, at least 10 months, at least 11 months, or at least 1 year. In some embodiments, the storage stabilizing agent allows the polymerase to retain the same activity when stored at room temperature for at least two weeks, at least 3 weeks, at least 4 weeks, at least 1 month, at least 2 months, at least 3 months, at least 4 months, at least 5 months, at least 6 months, at least 7 months, at least 8 months, at least 9 months, at least 10 months, at least 11 months, or at least 1 year compared to the activity of the polymerase when stored at a temperature of 4°C or lower without the storage stabilizing agent. In some embodiments, the storage stabilizing agent allows the polymerase to retain the same activity when stored at room temperature for at least two weeks, at least 3 weeks, at least 4 weeks, at least 1 month, at least 2 months, at least 3 months, at least 4 months, at least 5 months, at least 6 months, at least 7 months, at least 8 months, at least 9 months, at least 10 months, at least 11 months, or at least 1 year compared to the activity of the polymerase when stored at a temperature of -20°C without the storage stabilizing agent. In some embodiments, the composition is free of trehalose.

[0006] Described herein in certain embodiments, is a liquid composition comprising a polymerase and a storage stabilizing agent wherein the agent stabilizes the polymerase when stored at room temperature for at least two weeks, at least 3 weeks, at least 4 weeks, at least 1 month, at least 2 months, at least 3 months, at least 4 months, at least 5 months, at least 6 months, at least 7 months, at least 8 months, at least 9 months, at least 10 months, at least 11 months, or at least 1 year. In some embodiments, the storage stabilizing agent allows the polymerase to retain the same activity when stored at room temperature for at least two weeks, at least 3 weeks, at least 4 weeks, at least 1 month, at least 2 months, at least 3 months, at least 4 months, at least 5 months, at least 6 months, at least 7 months, at least 8 months, at least 9 months, at least 10 months, at least 11 months, or at least 1 year compared to the activity of the polymerase when stored at a temperature of 4°C or lower without the storage stabilizing agent. In some embodiments, the storage stabilizing agent allows the polymerase to retain the same activity when stored at room temperature for at least two weeks, at least 3 weeks, at least 4 weeks, at least 1 month, at least 2 months, at least 3 months,

at least 4 months, at least 5 months, at least 6 months, at least 7 months, at least 8 months, at least 9 months, at least 10 months, at least 11 months, or at least 1 year compared to the activity of the polymerase when stored at a temperature of -20°C without the storage stabilizing agent. In some embodiments, the composition is free of trehalose.

[0007] In some embodiments, the polymerase storage stabilizing agent is a zwitterionic stabilizer disclosed herein. In some embodiments, the polymerase storage stabilizing agent comprises a compound having the general structure of formula (I):



where: R_1 , R_2 , R_3 each is an alkyl or hydroxyalkyl; or R_1 and R_2 optionally form a ring; X is CH_2 , $\text{CH}_2\text{-CH}_2$, $\text{CH}_2\text{-CH}_2\text{-CH}_2$, $\text{CH}_2\text{CHOHCH}_2$, $-\text{CH}(\text{CH}_2\text{OH})-$, $-\text{CH}_2\text{CHOH}-$ or $-\text{CH}(\text{Z})-$, where Z is any side chain typically found in one of the 20 naturally occurring amino acids; and Y is CO_2^- , or OPO_3^- . In some embodiments, R_1 and R_2 form a morpholino ring, pyrrolidinium ring, a pyridinium ring, or a hydroxy pyridinium ring.

[0008] In some embodiments, the polymerase storage stabilizing agent comprises a zwitterionic compound, a cationic ester compound, or ionic imidazolium compound set forth in Table 1.

[0009] In some embodiments, the polymerase storage stabilizing agent comprises 3-(4-hydroxy-1-methylpiperidinium-1-yl)propanoate.

[0010] In some embodiments, the polymerase storage stabilizing agent comprises 3-((2-hydroxyethyl)dimethylammonio)propanoate.

[0011] In some embodiments, the polymerase storage stabilizing agent comprises 2-((2-hydroxypropyl)dimethylammonio) acetate.

[0012] In some embodiments, the polymerase storage stabilizing agent comprises 3-((2,3-dihydroxypropyl)dimethylammonio)propanoate.

[0013] In some embodiments, the polymerase storage stabilizing agent comprises 3-((3-hydroxypropyl)dimethylammonio)propanoate.

[0014] In some embodiments, the polymerase storage stabilizing agent comprises 4-(2-ethoxy-2-oxoethyl)-4-methylmorpholin-4-ium bromide.

[0015] In some embodiments, the polymerase storage stabilizing agent comprises 1-(2-ethoxy-2-oxoethyl)-1-methylpiperidinium bromide.

[0016] In some embodiments, the polymerase storage stabilizing agent comprises 1-(2-ethoxy-

2-oxoethyl)-1-methylpyrrolidinium bromide.

[0017] In some embodiments, the polymerase storage stabilizing agent comprises 1-(2-ethoxy-2-oxoethyl)-3-hydroxy-1-methylpiperidinium bromide.

[0018] In some embodiments, the polymerase storage stabilizing agent comprises N-(2-cyanoethyl)-2-ethoxy-N,N-dimethyl-2-oxoethanaminium bromide.

[0019] In some embodiments, the polymerase storage stabilizing agent comprises 2-ethoxy-N,N-diethyl-N-methyl-2-oxoethanaminium bromide.

[0020] In some embodiments, the polymerase storage stabilizing agent comprises N-(2-ethoxy-2-oxoethyl)-N,N-dimethylcyclohexanaminium bromide.

[0021] In some embodiments, the polymerase storage stabilizing agent comprises 2-ethoxy-N-(2-(2-hydroxyethoxy)ethyl)-N,N-dimethyl-2-oxoethanaminium bromide.

[0022] In some embodiments, the polymerase storage stabilizing agent comprises 1-(2-ethoxy-2-oxoethyl)-3-hydroxy-1-methylpiperidinium bromide.

[0023] In some embodiments, the polymerase storage stabilizing agent comprises 2-ethoxy-N-(2(2-hydroxyethoxy)ethyl)-N,N-dimethyl-2-oxoethanaminium bromide.

[0024] In some embodiments, the polymerase storage stabilizing agent comprises (S)-2-carboxy-1,1-dimethylpyrrolidinium chloride (Proline Betaine Hydrochloride).

[0025] In some embodiments, the polymerase storage stabilizing agent comprises 2-(2-(hydroxymethyl)-1-methylpiperidinium-1-yl)acetate.

[0026] In some embodiments, the polymerase storage stabilizing agent comprises Alanyl-glutamine.

[0027] In some embodiments, the polymerase storage stabilizing agent comprises β -Alanine.

[0028] In some embodiments, the polymerase storage stabilizing agent comprises L-Arginine monohydrochloride.

[0029] In some embodiments, the polymerase storage stabilizing agent comprises an imidazolium compound. In some embodiments, the imidazolium compound is 3-(2-hydroxyethyl)-1-methyl-1H-imidazol-3-ium bromide or 1-benzyl-3-butyl-1H-imidazol-3-ium bromide.

[0030] Also provided herein, in some embodiments, are ready-to-use compositions for the nucleic acid amplification comprising a polymerase, a polymerase storage stabilizing agent disclosed herein, and one or more reagents necessary for performing a nucleic acid amplification method. In some embodiments, the compositions provided herein comprise an additional polymerase stabilizing agent which stabilizes the polymerase during the steps of the nucleic acid amplification method. In some embodiments, the additional stabilizing agent for nucleic acid amplification is a non-ionic detergent.

[0031] In some embodiments, the compositions provided herein comprise reagents for performing a nucleic acid amplification method. In some embodiments, the nucleic acid amplification method is a polymerase chain reaction (PCR) method. In some embodiments, the nucleic acid amplification method is a reverse transcription polymerase chain reaction (PCR) method. In some embodiments, the nucleic acid amplification method is a linear amplification method. In some embodiments, the reagents comprise a buffer. In some embodiments, the reagents comprise a non-ionic detergent. In some embodiments, the reagents comprise at least one dNTP. In some embodiments, the reagents comprise a primer.

[0032] In some embodiments, the polymerase storage stabilizing agent comprises a compound of formula (I), (II), (III), or (IV). In some embodiments, the polymerase storage stabilizing agent comprises a compound of Table 1. In some embodiments, the polymerase storage stabilizing agent comprises two or more compounds of Table 1. In some embodiments, the polymerase storage stabilizing agent comprises a compound of Table 1 and an further comprises an additional storage stabilizing agent. In some embodiments, the further storage stabilizing agent is a zwitterionic compound or a cationic ester compound. In some embodiments, the compositions provided herein comprise a polysaccharide. In some embodiments, the compositions provided herein comprise a disaccharide, a trisaccharide, or a combination of a disaccharide and a trisaccharide. In some embodiments, the disaccharide is sucrose. In some embodiments, the trisaccharide is melezitose or raffinose. In some embodiments, the composition comprises a polymer. In some embodiments, the polymer is polyvinyl alcohol (PVA). In some embodiments, the compositions provided herein comprise about 0.5-10% Sucrose. In some embodiments, the compositions provided herein comprise 0.5-10% Melezitose. In some embodiments, the compositions provided herein comprise 0.1-1% PVA. In some embodiments, the compositions provided herein comprise BSA. In some embodiments, the compositions provided herein do not comprise BSA. In some embodiments, the compositions provided herein comprise a buffering agent. In some embodiments, the buffering agent maintaining the composition at a pH of from about 6 to about 9. In some embodiments, the buffering agent is selected from the among Tris, MOPS, HEPES, TAPS, Bicine, Tricine, TES, PIPES, MES. In some embodiments, the buffering agent is Tris. In some embodiments, the storage stabilizing agent comprises Alanyl-Glutamine. In some embodiments, the storage stabilizing agent comprises 2-ethoxy-N-(2(2-hydroxyethoxy)ethyl)-N,N-dimethyl-2-oxoethanaminium bromide. In some embodiments, the storage stabilizing agent comprises Alanyl-Glutamine and 2-ethoxy-N-(2(2-hydroxyethoxy)ethyl)-N,N-dimethyl-2-oxoethanaminium bromide.

[0033] In some embodiments, the polymerase is a hot-start polymerase. In some embodiments, the polymerase is a chemically modified hot-start polymerase. In some embodiments, the

chemically modified hot-start polymerase is hot start Taq polymerase. In some embodiments, the polymerase is an antibody modified hot start polymerase. In some embodiments, the antibody modified hot start polymerase is a GoTaq polymerase. In some embodiments, the polymerase one or more of *Thermus thermophilus* (Tth) DNA polymerase, *Thermus aquaticus* (Taq) DNA polymerase, *Thermotoga neopalitana* (Tne) DNA polymerase, *Thermotoga maritima* (Tma) DNA polymerase, *Thermococcus litoralis* (Tli or VENTTM) DNA polymerase, *Thermus eggertssonii* (Teg) DNA polymerase, *Pyrococcus furiosus* (Pfu) DNA polymerase, DEEPVENT. DNA polymerase, *Pyrococcus woosii* (Pwo) DNA polymerase, *Pyrococcus sp* KDD2 (KOD) DNA polymerase, *Bacillus sterothermophilus* (Bst) DNA polymerase, *Bacillus caldophilus* (Bea) DNA polymerase, *Sulfolobus acidocaldarius* (Sac) DNA polymerase, *Thermoplasma acidophilum* (Tac) DNA polymerase, *Thermus flavus* (Tfl/Tub) DNA polymerase, *Thermus ruber* (Tru) DNA polymerase, *Thermus brockianus* (DYNAZYME) DNA polymerase, *Methanobacterium thermoautotrophicum* (Mth) DNA polymerase, mycobacterium DNA polymerase (Mtb, Mlep), or mutants, variants or derivatives thereof. In some embodiments, the polymerase has reverse transcriptase activity. In some embodiments, the polymerase is an RNA polymerase.

[0034] In some embodiments, the storage stabilizing agent allows the polymerase to retain the same activity when stored at room temperature for at least two weeks, at least 3 weeks, at least 4 weeks, at least 1 month, at least 2 months, at least 3 months, at least 4 months, at least 5 months, at least 6 months, at least 7 months, at least 8 months, at least 9 months, at least 10 months, at least 11 months, or at least 1 year compared to the activity of the polymerase when stored at a temperature of 4°C or lower for the same time period.

[0035] In some embodiments, the storage stabilizing agent allows the polymerase to retain the same activity when stored at a room temperature for at least two weeks, at least 3 weeks, at least 4 weeks, at least 1 month, at least 2 months, at least 3 months, at least 4 months, at least 5 months, at least 6 months, at least 7 months, at least 8 months, at least 9 months, at least 10 months, at least 11 months, or at least 1 year compared to the activity of the polymerase when stored at a temperature of -20°C for the same time period.

[0036] In some embodiments, the storage stabilizing agent allows the polymerase to retain the same activity when stored at a room temperature for at least two weeks, at least 3 weeks, at least 4 weeks, at least 1 month, at least 2 months, at least 3 months, at least 4 months, at least 5 months, at least 6 months, at least 7 months, at least 8 months, at least 9 months, at least 10 months, at least 11 months, or at least 1 year compared to the activity of the polymerase when stored at a temperature of -20°C for the same time period.

[0037] In some embodiments, the storage stabilizing agent allows the polymerase to retain the

same activity when stored at a temperature of 37°C for at least two weeks, at least 3 weeks, at least 4 weeks, at least 1 month, at least 2 months, at least 3 months, at least 4 months, at least 5 months, at least 6 months, at least 7 months, at least 8 months, at least 9 months, at least 10 months, at least 11 months, or at least 1 year compared to the activity of the polymerase when stored at a temperature of 4°C or lower for the same time period.

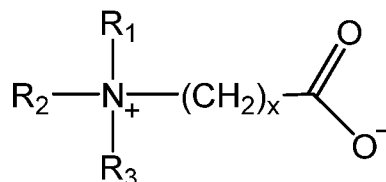
[0038] In some embodiments, the storage stabilizing agent allows the polymerase to retain the same activity when stored at a temperature of 37°C for at least two weeks, at least 3 weeks, at least 4 weeks, at least 1 month, at least 2 months, at least 3 months, at least 4 months, at least 5 months, at least 6 months, at least 7 months, at least 8 months, at least 9 months, at least 10 months, at least 11 months, or at least 1 year compared to the activity of the polymerase when stored at a temperature of 4°C or lower for the same time period.

[0039] In some embodiments, the storage stabilizing agent allows the polymerase to retain the same activity when stored at a temperature of about 37°C for at least two weeks, at least 3 weeks, at least 4 weeks, at least 1 month, at least 2 months, at least 3 months, at least 4 months, at least 5 months, at least 6 months, at least 7 months, at least 8 months, at least 9 months, at least 10 months, at least 11 months, or at least 1 year compared to the activity of the polymerase when stored at a temperature of -20°C for the same time period.

[0040] In some embodiments, the storage stabilizing agent allows the polymerase to retain the same activity when stored at a temperature of 37°C for at least two weeks, at least 3 weeks, at least 4 weeks, at least 1 month, at least 2 months, at least 3 months, at least 4 months, at least 5 months, at least 6 months, at least 7 months, at least 8 months, at least 9 months, at least 10 months, at least 11 months, or at least 1 year compared to the activity of the polymerase when stored at a temperature of -20°C for the same time period.

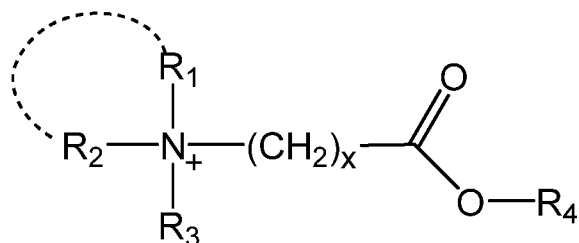
[0041] In some embodiments, the storage stabilizing agent comprises a zwitterionic compound that is not a detergent. In some embodiments, the storage stabilizing agent comprises a zwitterionic compound that is not a detergent not a surfactant. In some embodiments, the storage stabilizing agent comprises a zwitterionic compound that does not comprise a sulfate group.

[0042] In some embodiments, the storage stabilizing agent comprises a zwitterionic compound having the general structure of formula (II):



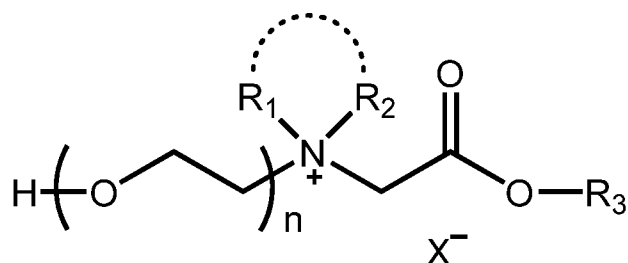
where: R₁, R₂, R₃ each is an alkyl or hydroxyalkyl; or R₁ and R₂ optionally form a ring; and X is 1, 2, or 3.

[0043] In some embodiments, the storage stabilizing agent comprises a zwitterionic compound having the general structure of formula (III):



where R₁, R₂ and R₃ are each independently selected from alkyl or hydroxyalkyl; or R₁ and R₂ optionally form a ring; R₄ is a short chain alkyl or branched alkyl; and X is 1, 2, or 3.

[0044] In some embodiments, the storage stabilizing agent comprises a cationic ester compound having the general structure of formula (IV):



where R₁ is methyl, ethyl, propyl, 2-hydroxyethyl, 2-hydroxypropyl, 3-hydroxypropyl or 2,3-dihydroxypropyl; R₂ is independently methyl, ethyl, propyl, 2-hydroxyethyl, 2-hydroxypropyl, 3-hydroxypropyl or 2,3-dihydroxypropyl; R₁ and R₂ optionally joined to form a 5 or 6 membered ring; R₃ is methyl, ethyl, 1-propyl or 2-propyl; n is an integer from 1 to 16; and X⁻ is any acceptable counter ion as examples chloride, bromide, iodide, acetate, sulfate, hydrogensulfate, triflate, dicyanamide, methanesulfonate, nitrate, tetrafluoroborate, thiocyanate, tosylate, hexafluorophosphate, or bis(trifluoromethylsulfonyl)imide.

[0045] Also provided herein is are liquid compositions comprising a polymerase and a cationic imidazolium compound. In some embodiments, the cationic imidazolium compound is selected from among 3-(2-hydroxyethyl)-1-methyl-1H-imidazol-3-ium bromide and 1-benzyl-3-butyl-1H-imidazol-3-ium bromide. In some embodiments, the composition further comprises a cationic ester.

[0046] In some embodiments, the cationic ester is 2-Ethoxy-N-(2-(2-hydroxyethoxy)ethyl)-N,N-dimethyl-2-oxoethanaminium bromide. In some embodiments, the composition further comprises a zwitterionic compound. In some embodiments, the zwitterionic compound is alanyl-glutamine. In some embodiments, the zwitterionic compound allows the polymerase to retain the same activity when stored at room temperature for at least two weeks, at least 3 weeks, at least 4 weeks, at least 1 month, at least 2 months, at least 3 months, at least 4 months, at least 5 months, at least 6 months, at least 7 months, at least 8 months, at least 9 months, at least 10 months, at least 11

months, or at least 1 year compared to the activity of the polymerase when stored at a temperature of -20°C for the same time period. In some embodiments, the composition further comprises a polysaccharide, a polymer, a buffering agent or any combination thereof. In some embodiments, the composition further comprises one or more additional reagents for performing a nucleic acid synthesis method.

BRIEF DESCRIPTION OF THE DRAWINGS

[0047] **FIGURE 1** illustrates 3 week stability of liquid-stabilized Roche FastStart Taq at room temperature and 45°C.

[0048] **FIGURE 2** illustrates 5 day stability of liquid-stabilized Promega GoTaq® at room temperature and 37°C.

[0049] **FIGURE 3** illustrates 6 week stability of liquid-stabilized Promega GoTaq® at room temperature.

[0050] **FIGURE 4** illustrates 3 day stability of liquid-stabilized Promega GoTaq® at 45°C.

[0051] **FIGURE 5** illustrates 3 week stability of liquid-stabilized Promega GoTaq® at 45°C.

[0052] **FIGURE 6** illustrates 5 day stability of liquid-stabilized Promega GoTaq® at 45°C.

[0053] **FIGURE 7** illustrates 3 day stability of liquid-stabilized Promega GoTaq® at 45°C.

[0054] **FIGURE 8** illustrates 48 day stability of liquid formulations of Amplitaq Gold® containing 2-ethoxy-N-(2(2-hydroxyethoxy)ethyl)-N,N-dimethyl-2-oxoethanaminium bromide and alanyl-glutamine at 45°C.

[0055] **FIGURE 9** illustrates 48 day stability of liquid formulations of Amplitaq Gold® containing alanyl-glutamine at 45°C.

[0056] **FIGURE 10** illustrates 53 day stability of liquid formulations of Amplitaq Gold® containing ionic imidazolium compounds at 45°C.

[0057] **FIGURE 11** illustrates 32 day stability of liquid formulations of Amplitaq Gold® containing ionic imidazolium compounds at 45°C.

DETAILED DESCRIPTION OF THE INVENTION

[0058] It is to be understood that the methods and compositions described herein are not limited to the particular methodology, protocols, cell lines, constructs, and reagents described herein and as such may vary. It is also to be understood that the terminology used herein is for the purpose of describing particular embodiments only, and is not intended to limit the scope of the methods and compositions described herein, which will be limited only by the appended claims.

[0059] All publications and patents mentioned herein are incorporated herein by reference in their entirety for the purpose of describing and disclosing, for example, the constructs and

methodologies that are described in the publications, which might be used in connection with the methods, compositions and compounds described herein. The publications discussed herein are provided solely for their disclosure prior to the filing date of the present application. Nothing herein is to be construed as an admission that the inventors described herein are not entitled to antedate such disclosure by virtue of prior invention or for any other reason.

Certain Terminology

[0060] Unless defined otherwise, all technical and scientific terms used herein have the same meaning as is commonly understood by one of skill in the art to which the claimed subject matter belongs. All patents, patent applications, published applications and publications, GENBANK sequences, websites and other published materials referred to throughout the entire disclosure herein, unless noted otherwise, are incorporated by reference in their entirety. In the event that there is a plurality of definitions for terms herein, those in this section prevail. Where reference is made to a URL or other such identifier or address, it is understood that such identifiers can change and particular information on the internet can come and go, but equivalent information is known and can be readily accessed, such as by searching the internet and/or appropriate databases. Reference thereto evidences the availability and public dissemination of such information. Generally, the procedures for cell culture, cell infection, antibody production and molecular biology methods are methods commonly used in the art. Such standard techniques can be found, for example, in reference manual, such as, for example, Sambrook et al. (2000) and Ausubel et al. (1994).

[0061] As used herein, the singular forms "a," "an" and "the" include plural referents unless the context clearly dictates otherwise. In this application, the use of the singular includes the plural unless specifically stated otherwise. As used herein, the use of "or" means "and/or" unless stated otherwise. Furthermore, use of the term "including" as well as other forms (e.g., "include", "includes", and "included") is not limiting.

[0062] As used herein, ranges and amounts can be expressed as "about" a particular value or range. About also includes the exact amount. Hence "about 40 mg" means "about 40 mg" and also "40 mg." Generally, the term "about" includes an amount that would be expected to be within experimental error.

[0063] As used herein, a non-detergent or non-surfactant zwitterionic compound is a zwitterionic compound that comprises a hydrophilic group and a short hydrophobic group (e.g. less than about 5 carbons in a linear chain). As used herein, a non-detergent or non-surfactant zwitterionic compound does not have the ability to aggregate to form micelles.

[0064] As used herein, the terms "stabilization," "stabilizing," and "stabilized," when used in reference to enzyme activity refer to the ability of a material to maintain, enhance, or otherwise

inhibit the decline or loss of the activity of an enzyme, often as measured over time (i.e., in the presence of a stabilizer, an enzyme retains its activity for a longer time period than the enzyme in the absence of the stabilizer). "Stabilization of enzyme activity" also refers to the ability of a material to maintain the activity of an enzyme under suboptimal conditions of temperature or pH. As another example, "stabilizing enzyme activity" refers to the ability of a material to enhance enzyme activity under suboptimal conditions, as compared to activity in the absence of a "stabilizing" compound or material.

[0065] The term "polymerase" refers to an enzyme that synthesizes nucleic acid stands (e.g., RNA or DNA) from ribonucleoside triphosphates or deoxynucleoside triphosphates.

[0066] As used herein, "nucleic acid" refers to both, a deoxyribonucleic acid (DNA) and a ribonucleic acid (RNA), as well as modified and/or functionalized versions thereof. Similarly, the term "nucleotide" as used herein includes both individual units of ribonucleic acid and deoxyribonucleic acid as well as nucleoside and nucleotide analogs, and modified nucleotides such as labeled nucleotides. In addition, "nucleotide" includes non-naturally occurring analogue structures, such as those in which the sugar, phosphate, and/or base units are absent or replaced by other chemical structures. Thus, the term "nucleotide" encompasses individual peptide nucleic acid (PNA) (Nielsen et al., *Bioconjug. Chem.* 1994; 5(1):3-7) and locked nucleic acid (LNA) (Braasch and Corey, *Chem. Biol.* 2001; 8(1):1-7) units as well as other like units.

[0067] Definition of standard chemistry terms may be found in reference works, including Carey and Sundberg "ADVANCED ORGANIC CHEMISTRY 4TH ED." Vols. A (2000) and B (2001), Plenum Press, New York. Unless otherwise indicated, conventional methods of mass spectroscopy, NMR, HPLC, protein chemistry, biochemistry, recombinant DNA techniques and pharmacology, within the skill of the art are employed. Unless specific definitions are provided, the nomenclature employed in connection with, and the laboratory procedures and techniques of, analytical chemistry, synthetic organic chemistry, and medicinal and pharmaceutical chemistry described herein are those known in the art. Standard techniques can be used for chemical syntheses, chemical analyses, pharmaceutical preparation, formulation, and delivery, and treatment of patients. Standard techniques can be used for recombinant DNA, oligonucleotide synthesis, and tissue culture and transformation (e.g., electroporation, lipofection). Reactions and purification techniques can be performed e.g., using kits of manufacturer's specifications or as commonly accomplished in the art or as described herein. The foregoing techniques and procedures can be generally performed of conventional methods well known in the art and as described in various general and more specific references that are cited and discussed throughout the present specification.

[0068] An “alkyl” group refers to an aliphatic hydrocarbon group. The alkyl moiety may be a “saturated alkyl” group, which means that it does not contain any alkene or alkyne moieties. The alkyl moiety may also be an “unsaturated alkyl” moiety, which means that it contains at least one alkene or alkyne moiety. An “alkene” moiety refers to a group that has at least one carbon-carbon double bond, and an “alkyne” moiety refers to a group that has at least one carbon-carbon triple bond. The alkyl moiety, whether saturated or unsaturated, may be branched, straight chain, or cyclic. Depending on the structure, an alkyl group can be a monoradical or a diradical (i.e., an alkylene group). The alkyl group could also be a “lower alkyl” having 1 to 6 carbon atoms.

[0069] As used herein, C_1-C_x includes C_1-C_2 , C_1-C_3 . . . C_1-C_x .

[0070] The “alkyl” moiety may have 1 to 10 carbon atoms (whenever it appears herein, a numerical range such as “1 to 10” refers to each integer in the given range; e.g., “1 to 10 carbon atoms” means that the alkyl group may have 1 carbon atom, 2 carbon atoms, 3 carbon atoms, *etc.*, up to and including 10 carbon atoms, although the present definition also covers the occurrence of the term “alkyl” where no numerical range is designated). The alkyl group of the compounds described herein may be designated as “ C_1-C_4 alkyl” or similar designations. By way of example only, “ C_1-C_4 alkyl” indicates that there are one to four carbon atoms in the alkyl chain, *i.e.*, the alkyl chain is selected from among methyl, ethyl, propyl, iso-propyl, n-butyl, iso-butyl, sec-butyl, and t-butyl. Thus C_1-C_4 alkyl includes C_1-C_2 alkyl and C_1-C_3 alkyl. Alkyl groups can be substituted or unsubstituted. Typical alkyl groups include, but are in no way limited to, methyl, ethyl, propyl, isopropyl, butyl, isobutyl, tertiary butyl, pentyl, hexyl, ethenyl, propenyl, butenyl, cyclopropyl, cyclobutyl, cyclopentyl, cyclohexyl, and the like.

[0071] As used herein, the term “non-cyclic alkyl” refers to an alkyl that is not cyclic (i.e., a straight or branched chain containing at least one carbon atom). Non-cyclic alkyls can be fully saturated or can contain non-cyclic alkenes and/or alkynes. Non-cyclic alkyls can be optionally substituted.

[0072] The term “alkenyl” refers to a type of alkyl group in which the first two atoms of the alkyl group form a double bond that is not part of an aromatic group. That is, an alkenyl group begins with the atoms $-C(R)=C(R)-R$, wherein R refers to the remaining portions of the alkenyl group, which may be the same or different. The alkenyl moiety may be branched, straight chain, or cyclic (in which case, it would also be known as a “cycloalkenyl” group). Depending on the structure, an alkenyl group can be a monoradical or a diradical (i.e., an alkenylene group). Alkenyl groups can be optionally substituted. Non-limiting examples of an alkenyl group include $-CH=CH_2$, $-C(CH_3)=CH_2$, $-CH=CHCH_3$, $-C(CH_3)=CHCH_3$. Alkenylene groups include, but are not limited to, $-CH=CH-$, $-C(CH_3)=CH-$, $-CH=CHCH_2-$, $-CH=CHCH_2CH_2-$ and $-C(CH_3)=CHCH_2-$.

Alkenyl groups could have 2 to 10 carbons. The alkenyl group could also be a “lower alkenyl” having 2 to 6 carbon atoms.

[0073] The term “alkynyl” refers to a type of alkyl group in which the first two atoms of the alkyl group form a triple bond. That is, an alkynyl group begins with the atoms $-C\equiv C-R$, wherein R refers to the remaining portions of the alkynyl group, which may be the same or different. The “R” portion of the alkynyl moiety may be branched, straight chain, or cyclic. Depending on the structure, an alkynyl group can be a monoradical or a diradical (i.e., an alkynylene group). Alkynyl groups can be optionally substituted. Non-limiting examples of an alkynyl group include, but are not limited to, $-C\equiv CH$, $-C\equiv CCH_3$, $-C\equiv CCH_2CH_3$, $-C\equiv C-$, and $-C\equiv CCH_2-$. Alkynyl groups can have 2 to 10 carbons. The alkynyl group could also be a “lower alkynyl” having 2 to 6 carbon atoms.

[0074] An “alkoxy” group refers to a (alkyl)O- group, where alkyl is as defined herein.

[0075] “Hydroxyalkyl” refers to an alkyl radical, as defined herein, substituted with at least one hydroxy group. Non-limiting examples of a hydroxyalkyl include, but are not limited to, hydroxymethyl, 2-hydroxyethyl, 2-hydroxypropyl, 3-hydroxypropyl, 1-(hydroxymethyl)-2-methylpropyl, 2-hydroxybutyl, 3-hydroxybutyl, 4-hydroxybutyl, 2,3-dihydroxypropyl, 1-(hydroxymethyl)-2-hydroxyethyl, 2,3-dihydroxybutyl, 3,4-dihydroxybutyl and 2-(hydroxymethyl)-3-hydroxypropyl.

[0076] “Alkoxyalkyl” refers to an alkyl radical, as defined herein, substituted with an alkoxy group, as defined herein.

[0077] An “alkenyloxy” group refers to a (alkenyl)O- group, where alkenyl is as defined herein.

[0078] The term “alkylamine” refers to the $-N(alkyl)_xH_y$ group, where x and y are selected from among x=1, y=1 and x=2, y=0. When x=2, the alkyl groups, taken together with the N atom to which they are attached, can optionally form a cyclic ring system.

[0079] “Alkylaminoalkyl” refers to an alkyl radical, as defined herein, substituted with an alkylamine, as defined herein.

[0080] An “amide” is a chemical moiety with the formula $-C(O)NHR$ or $-NHC(O)R$, where R is selected from among alkyl, cycloalkyl, aryl, heteroaryl (bonded through a ring carbon) and heteroalicyclic (bonded through a ring carbon). An amide moiety may form a linkage between an amino acid or a peptide molecule and a compound described herein, thereby forming a prodrug. Any amine, or carboxyl side chain on the compounds described herein can be amidified. The procedures and specific groups to make such amides are known to those of skill in the art and can readily be found in reference sources such as Greene and Wuts, Protective Groups in Organic Synthesis, 3rd Ed., John Wiley & Sons, New York, NY, 1999, which is incorporated herein by

reference in its entirety.

[0081] The term “ester” refers to a chemical moiety with formula -COOR, where R is selected from among alkyl, cycloalkyl, aryl, heteroaryl (bonded through a ring carbon) and heteroalicyclic (bonded through a ring carbon). Any hydroxy, or carboxyl side chain on the compounds described herein can be esterified. The procedures and specific groups to make such esters are known to those of skill in the art and can readily be found in reference sources such as Greene and Wuts, *Protective Groups in Organic Synthesis*, 3rd Ed., John Wiley & Sons, New York, NY, 1999, which is incorporated herein by reference in its entirety.

[0082] As used herein, the term “ring” refers to any covalently closed structure. Rings include, for example, carbocycles (e.g., aryls and cycloalkyls), heterocycles (e.g., heteroaryl and non-aromatic heterocycles), aromatics (e.g. aryls and heteroaryl), and non-aromatics (e.g., cycloalkyls and non-aromatic heterocycles). Rings can be optionally substituted. Rings can be monocyclic or polycyclic.

[0083] As used herein, the term “ring system” refers to one, or more than one ring.

[0084] The term “membered ring” can embrace any cyclic structure. The term “membered” is meant to denote the number of skeletal atoms that constitute the ring. Thus, for example, cyclohexyl, pyridine, pyran and thiopyran are 6-membered rings and cyclopentyl, pyrrole, furan, and thiophene are 5-membered rings.

[0085] The term “fused” refers to structures in which two or more rings share one or more bonds.

[0086] The term “carbocyclic” or “carbocycle” refers to a ring wherein each of the atoms forming the ring is a carbon atom. Carbocycle includes aryl and cycloalkyl. The term thus distinguishes carbocycle from heterocycle (“heterocyclic”) in which the ring backbone contains at least one atom which is different from carbon (i.e. a heteroatom). Heterocycle includes heteroaryl and heterocycloalkyl. Carbocycles and heterocycles can be optionally substituted.

[0087] The term “aromatic” refers to a planar ring having a delocalized π -electron system containing $4n+2$ π electrons, where n is an integer. Aromatic rings can be formed from five, six, seven, eight, nine, or more than nine atoms. Aromatics can be optionally substituted. The term “aromatic” includes both carbocyclic aryl (e.g., phenyl) and heterocyclic aryl (or “heteroaryl” or “heteroaromatic”) groups (e.g., pyridine). The term includes monocyclic or fused-ring polycyclic (i.e., rings which share adjacent pairs of carbon atoms) groups.

[0088] As used herein, the term “aryl” refers to an aromatic ring wherein each of the atoms forming the ring is a carbon atom. Aryl rings can be formed by five, six, seven, eight, nine, or more than nine carbon atoms. Aryl groups can be optionally substituted. Examples of aryl groups include,

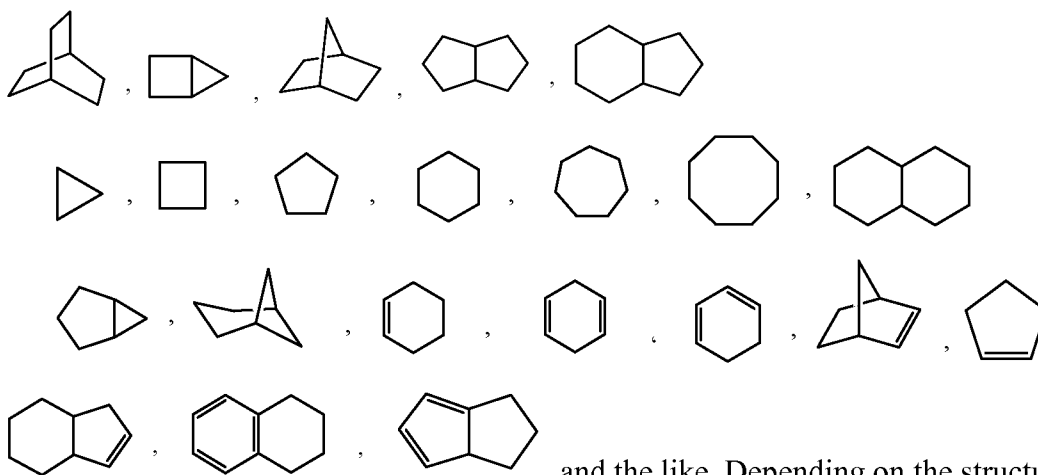
but are not limited to phenyl, naphthalenyl, phenanthrenyl, anthracenyl, fluorenyl, and indenyl. Depending on the structure, an aryl group can be a monoradical or a diradical (i.e., an arylene group).

[0089] An “aryloxy” group refers to an (aryl)O- group, where aryl is as defined herein.

[0090] “Aralkyl” means an alkyl radical, as defined herein, substituted with an aryl group. Non-limiting aralkyl groups include, benzyl, phenethyl, and the like.

[0091] “Aralkenyl” means an alkenyl radical, as defined herein, substituted with an aryl group, as defined herein.

[0092] The term “cycloalkyl” refers to a monocyclic or polycyclic radical that contains only carbon and hydrogen, and may be saturated, partially unsaturated, or fully unsaturated. Cycloalkyl groups include groups having from 3 to 10 ring atoms. Illustrative examples of cycloalkyl groups include the following moieties:



, and the like. Depending on the structure, a cycloalkyl group can be a monoradical or a diradical (e.g., an cycloalkylene group). The cycloalkyl group could also be a “lower cycloalkyl” having 3 to 8 carbon atoms.

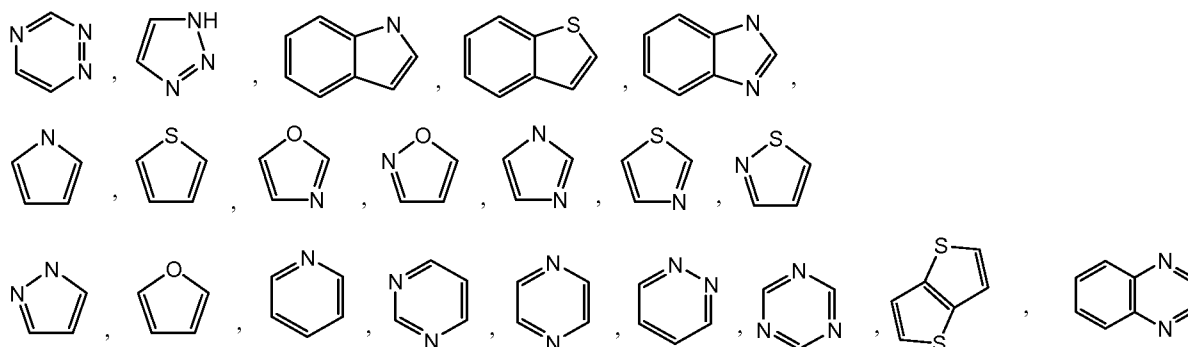
[0093] “Cycloalkylalkyl” means an alkyl radical, as defined herein, substituted with a cycloalkyl group. Non-limiting cycloalkylalkyl groups include cyclopropylmethyl, cyclobutylmethyl, cyclopentylmethyl, cyclohexylmethyl, and the like.

[0094] The term “heterocycle” refers to heteroaromatic and heteroalicyclic groups containing one to four heteroatoms each selected from O, S and N, wherein each heterocyclic group has from 4 to 10 atoms in its ring system, and with the proviso that the ring of said group does not contain two adjacent O or S atoms. Herein, whenever the number of carbon atoms in a heterocycle is indicated (e.g., C₁-C₆ heterocycle), at least one other atom (the heteroatom) must be present in the ring. Designations such as “C₁-C₆ heterocycle” refer only to the number of carbon atoms in the ring and do not refer to the total number of atoms in the ring. It is understood that the heterocyclic ring can have additional heteroatoms in the ring. Designations such as “4-6 membered heterocycle” refer to

the total number of atoms that are contained in the ring (i.e., a four, five, or six membered ring, in which at least one atom is a carbon atom, at least one atom is a heteroatom and the remaining two to four atoms are either carbon atoms or heteroatoms). In heterocycles that have two or more heteroatoms, those two or more heteroatoms can be the same or different from one another. Heterocycles can be optionally substituted. Binding to a heterocycle can be at a heteroatom or via a carbon atom. Non-aromatic heterocyclic groups include groups having only 4 atoms in their ring system, but aromatic heterocyclic groups must have at least 5 atoms in their ring system. The heterocyclic groups include benzo-fused ring systems. An example of a 4-membered heterocyclic group is azetidyl (derived from azetidine). An example of a 5-membered heterocyclic group is thiazolyl. An example of a 6-membered heterocyclic group is pyridyl, and an example of a 10-membered heterocyclic group is quinolinyl. Examples of non-aromatic heterocyclic groups are pyrrolidinyl, tetrahydrofuranyl, dihydrofuranyl, tetrahydrothienyl, tetrahydropyranyl, dihydropyranyl, tetrahydrothiopyranyl, piperidino, morpholino, thiomorpholino, thioxanyl, piperazinyl, azetidyl, oxetanyl, thietanyl, homopiperidinyl, oxepanyl, thiepanyl, oxazepinyl, diazepinyl, thiazepinyl, 1,2,3,6-tetrahydropyridinyl, 2-pyrrolinyl, 3-pyrrolinyl, indolinyl, 2H-pyranyl, 4H-pyranyl, dioxanyl, 1,3-dioxolanyl, pyrazolinyl, dithianyl, dithiolanyl, dihydropyranyl, dihydrothienyl, dihydrofuranyl, pyrazolidinyl, imidazolyl, imidazolidinyl, 3-azabicyclo[3.1.0]hexanyl, 3-azabicyclo[4.1.0]heptanyl, 3H-indolyl and quinolizinyl. Examples of aromatic heterocyclic groups are pyridinyl, imidazolyl, pyrimidinyl, pyrazolyl, triazolyl, pyrazinyl, tetrazolyl, furyl, thienyl, isoxazolyl, thiazolyl, oxazolyl, isothiazolyl, pyrrolyl, quinolinyl, isoquinolinyl, indolyl, benzimidazolyl, benzofuranyl, cinnolinyl, indazolyl, indolizinyl, phthalazinyl, pyridazinyl, triazinyl, isoindolyl, pteridinyl, purinyl, oxadiazolyl, thiadiazolyl, furazanyl, benzofurazanyl, benzothiofenyl, benzothiazolyl, benzoxazolyl, quinazolinyl, quinoxalinyl, naphthyridinyl, and furopyridinyl. The foregoing groups, as derived from the groups listed above, may be C-attached or N-attached where such is possible. For instance, a group derived from pyrrole may be pyrrol-1-yl (*N*-attached) or pyrrol-3-yl (C-attached). Further, a group derived from imidazole may be imidazol-1-yl or imidazol-3-yl (both *N*-attached) or imidazol-2-yl, imidazol-4-yl or imidazol-5-yl (all C-attached). The heterocyclic groups include benzo-fused ring systems and ring systems substituted with one or two oxo (=O) moieties such as pyrrolidin-2-one. Depending on the structure, a heterocycle group can be a monoradical or a diradical (i.e., a heterocyclene group).

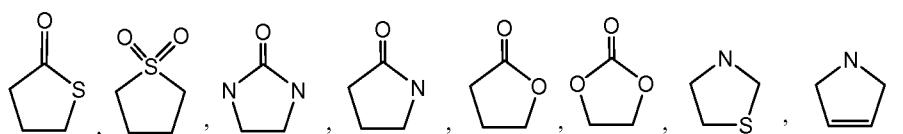
[0095] The terms “heteroaryl” or, alternatively, “heteroaromatic” refers to an aryl group that includes one or more ring heteroatoms selected from nitrogen, oxygen and sulfur. An *N*-containing “heteroaromatic” or “heteroaryl” moiety refers to an aromatic group in which at least one of the

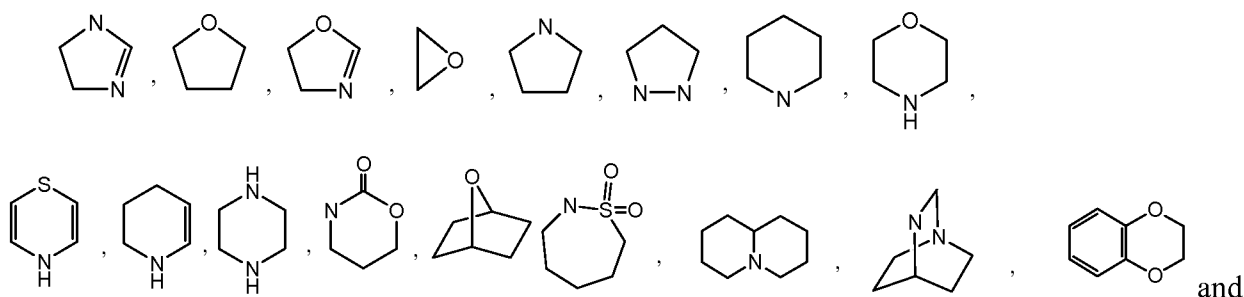
skeletal atoms of the ring is a nitrogen atom. Illustrative examples of heteroaryl groups include the following moieties:



and the like. Depending on the structure, a heteroaryl group can be a monoradical or a diradical (i.e., a heteroarylene group).

[0096] As used herein, the term “non-aromatic heterocycle”, “heterocycloalkyl” or “heteroalicyclic” refers to a non-aromatic ring wherein one or more atoms forming the ring is a heteroatom. A “non-aromatic heterocycle” or “heterocycloalkyl” group refers to a cycloalkyl group that includes at least one heteroatom selected from nitrogen, oxygen and sulfur. The radicals may be fused with an aryl or heteroaryl. Heterocycloalkyl rings can be formed by three, four, five, six, seven, eight, nine, or more than nine atoms. Heterocycloalkyl rings can be optionally substituted. In certain embodiments, non-aromatic heterocycles contain one or more carbonyl or thiocarbonyl groups such as, for example, oxo- and thio-containing groups. Examples of heterocycloalkyls include, but are not limited to, lactams, lactones, cyclic imides, cyclic thioimides, cyclic carbamates, tetrahydrothiopyran, 4H-pyran, tetrahydropyran, piperidine, 1,3-dioxin, 1,3-dioxane, 1,4-dioxin, 1,4-dioxane, piperazine, 1,3-oxathiane, 1,4-oxathiin, 1,4-oxathiane, tetrahydro-1,4-thiazine, 2H-1,2-oxazine, maleimide, succinimide, barbituric acid, thiobarbituric acid, dioxopiperazine, hydantoin, dihydrouracil, morpholine, trioxane, hexahydro-1,3,5-triazine, tetrahydrothiophene, tetrahydrofuran, pyrroline, pyrrolidine, pyrrolidone, pyrrolidione, pyrazoline, pyrazolidine, imidazoline, imidazolidine, 1,3-dioxole, 1,3-dioxolane, 1,3-dithiole, 1,3-dithiolane, isoxazoline, isoxazolidine, oxazoline, oxazolidine, oxazolidinone, thiazoline, thiazolidine, and 1,3-oxathiolane. Illustrative examples of heterocycloalkyl groups, also referred to as non-aromatic heterocycles, include:





the like. The term heteroalicyclic also includes all ring forms of the carbohydrates, including but not limited to the monosaccharides, the disaccharides and the oligosaccharides. Depending on the structure, a heterocycloalkyl group can be a monoradical or a diradical (i.e., a heterocycloalkylene group).

[0097] The term “halo” or, alternatively, “halogen” or “halide” means fluoro, chloro, bromo and iodo.

[0098] The terms “haloalkyl,” “haloalkenyl,” “haloalkynyl” and “haloalkoxy” include alkyl, alkenyl, alkynyl and alkoxy structures in which at least one hydrogen is replaced with a halogen atom. In certain embodiments in which two or more hydrogen atoms are replaced with halogen atoms, the halogen atoms are all the same as one another. In other embodiments in which two or more hydrogen atoms are replaced with halogen atoms, the halogen atoms are not all the same as one another.

[0099] The term “fluoroalkyl,” as used herein, refers to alkyl group in which at least one hydrogen is replaced with a fluorine atom. Examples of fluoroalkyl groups include, but are not limited to, $-\text{CF}_3$, $-\text{CH}_2\text{CF}_3$, $-\text{CF}_2\text{CF}_3$, $-\text{CH}_2\text{CH}_2\text{CF}_3$ and the like.

[00100] As used herein, the terms “heteroalkyl” “heteroalkenyl” and “heteroalkynyl” include optionally substituted alkyl, alkenyl and alkynyl radicals in which one or more skeletal chain atoms is a heteroatom, *e.g.*, oxygen, nitrogen, sulfur, silicon, phosphorus or combinations thereof. The heteroatom(s) may be placed at any interior position of the heteroalkyl group or at the position at which the heteroalkyl group is attached to the remainder of the molecule. Examples include, but are not limited to, $-\text{CH}_2-\text{O}-\text{CH}_3$, $-\text{CH}_2-\text{CH}_2-\text{O}-\text{CH}_3$, $-\text{CH}_2-\text{NH}-\text{CH}_3$, $-\text{CH}_2-\text{CH}_2-\text{NH}-\text{CH}_3$, $-\text{CH}_2-\text{N}(\text{CH}_3)-\text{CH}_3$, $-\text{CH}_2-\text{CH}_2-\text{NH}-\text{CH}_3$, $-\text{CH}_2-\text{CH}_2-\text{N}(\text{CH}_3)-\text{CH}_3$, $-\text{CH}_2-\text{S}-\text{CH}_2-\text{CH}_3$, $-\text{CH}_2-\text{CH}_2-\text{S}(\text{O})-\text{CH}_3$, $-\text{CH}_2-\text{CH}_2-\text{S}(\text{O})_2-\text{CH}_3$, $-\text{CH}=\text{CH}-\text{O}-\text{CH}_3$, $-\text{Si}(\text{CH}_3)_3$, $-\text{CH}_2-\text{CH}=\text{N}-\text{OCH}_3$, and $-\text{CH}=\text{CH}-\text{N}(\text{CH}_3)-\text{CH}_3$. In addition, up to two heteroatoms may be consecutive, such as, by way of example, $-\text{CH}_2-\text{NH}-\text{OCH}_3$ and $-\text{CH}_2-\text{O}-\text{Si}(\text{CH}_3)_3$.

[00101] The term “heteroatom” refers to an atom other than carbon or hydrogen. Heteroatoms are typically independently selected from among oxygen, sulfur, nitrogen, silicon and phosphorus, but are not limited to these atoms. In embodiments in which two or more heteroatoms are present,

the two or more heteroatoms can all be the same as one another, or some or all of the two or more heteroatoms can each be different from the others.

[00102] The term “bond” or “single bond” refers to a chemical bond between two atoms, or two moieties when the atoms joined by the bond are considered to be part of larger substructure.

[00103] The term “moiety” refers to a specific segment or functional group of a molecule. Chemical moieties are often recognized chemical entities embedded in or appended to a molecule.

[00104] As used herein, the substituent “R” appearing by itself and without a number designation refers to a substituent selected from among from alkyl, cycloalkyl, aryl, heteroaryl (bonded through a ring carbon) and non-aromatic heterocycle (bonded through a ring carbon).

[00105] The term “optionally substituted” or “substituted” means that the referenced group may be substituted with one or more additional group(s) individually and independently selected from alkyl, cycloalkyl, aryl, heteroaryl, heteroalicyclic, hydroxy, alkoxy, aryloxy, alkylthio, arylthio, alkylsulfoxide, arylsulfoxide, alkylsulfone, arylsulfone, cyano, halo, acyl, nitro, haloalkyl, fluoroalkyl, amino, including mono- and di-substituted amino groups, and the protected derivatives thereof.

Compositions and Methods for Polymerase Stabilization

[00106] Provided herein are methods and compositions for the stabilization of polymerases for use in methods such as nucleic acid amplification (e.g. polymerase chain reaction (PCR) and sequencing. The methods and compositions provide for long term storage of polymerases at room temperature. In addition, the methods and compositions provide for stable storage of polymerases in liquid form with little or no lyophilization step required. In some embodiments, rehydration of the compositions prior to use, is not required. This feature decreases the potential for contamination of samples, which negatively affect sensitive procedures such as PCR.

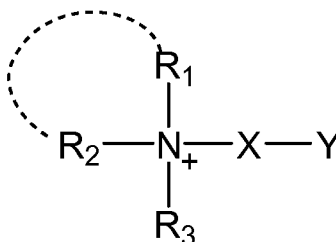
[00107] In some embodiments, the compositions provided herein comprise at least one polymerase and a polymerase stabilizing agent disclosed herein. In some embodiments, the compositions provided herein comprise a polymerase stabilizing agent that is a zwitterionic compound disclosed herein. In some embodiments, the polymerase stabilizing agent is a non-surfactant zwitterionic compound disclosed herein. In some embodiments, the polymerase stabilizing agent is a non-detergent zwitterionic compound disclosed herein. In some embodiments, the polymerase stabilizing agent is a zwitterionic compound that does not contain a sulfate group. In some embodiments, the compositions provided herein comprise a polymerase stabilizing agent that is a cationic ester compound disclosed herein.

[00108] In some embodiments, the compositions provided herein consist essentially of at least one polymerase and a polymerase stabilizing agent disclosed herein. In some embodiments, the

polymerase stabilizing agent is a zwitterionic compound disclosed herein. In some embodiments, the polymerase stabilizing agent is a non-surfactant zwitterionic compound disclosed herein. In some embodiments, the polymerase stabilizing agent is a non-detergent zwitterionic compound disclosed herein. In some embodiments, the polymerase stabilizing agent is a zwitterionic compound that does not contain a sulfate group. In some embodiments, the polymerase stabilizing agent is a cationic ester compound disclosed herein.

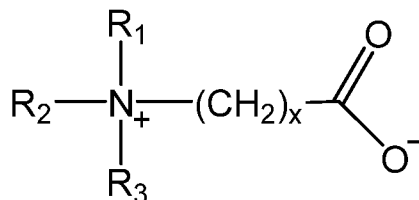
[00109] In some embodiments, a first composition comprising a polymerase stabilizing agent provided herein is mixed with a second composition comprising a polymerase. In some embodiments, the polymerase stabilizing agent is a zwitterionic compound disclosed herein. In some embodiments, the polymerase stabilizing agent is a non-surfactant zwitterionic compound disclosed herein. In some embodiments, the polymerase stabilizing agent is a non-detergent zwitterionic compound disclosed herein. In some embodiments, the polymerase stabilizing agent is a zwitterionic compound that does not contain a sulfate group. In some embodiments, the polymerase stabilizing agent is a cationic ester compound disclosed herein.

[00110] In some embodiments, the polymerase storage stabilizing agent comprises a compound having the general structure of formula (I):



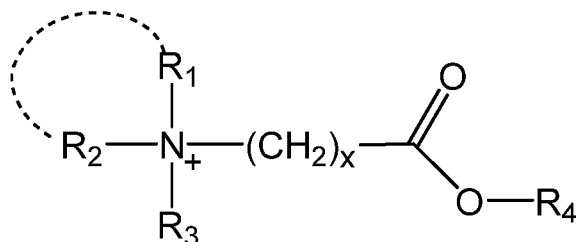
where: R_1 , R_2 , R_3 each is an alkyl or hydroxyalkyl; or R_1 and R_2 optionally form a ring; X is CH_2 , $\text{CH}_2\text{-CH}_2$, $\text{CH}_2\text{-CH}_2\text{-CH}_2$, $\text{CH}_2\text{CHOHCH}_2$, $-\text{CH}(\text{CH}_2\text{OH})-$, $-\text{CH}_2\text{CHOH}-$ or $-\text{CH}(\text{Z})-$, where Z is any side chain typically found in one of the 20 naturally occurring amino acids; and Y is CO_2^- , or OPO_3^- . In some embodiments, R_1 and R_2 form a morpholino ring, pyrrolidinium ring, a pyridinium ring, or a hydroxy pyridinium ring.

[00111] In some embodiments, the compositions provided herein comprise a polymerase storage stabilizing agent that is a zwitterionic compound having the general structure of formula (II):



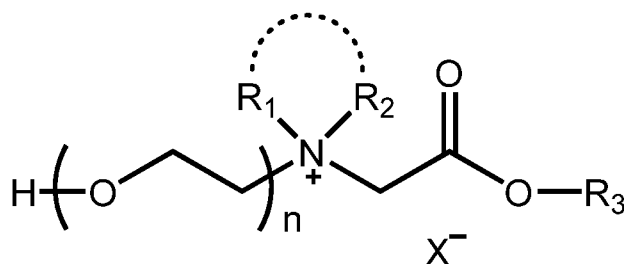
where R_1 , R_2 , R_3 each is alkyl, such as methyl or ethyl, hydroxyalkyl, such as hydroxyethyl or 2-hydroxypropyl; or R_1 and R_2 optionally form a ring, such as a morpholino ring, pyrrolidinium ring, a pyridinium ring, or a hydroxy pyridinium ring; and X is 1, 2, or 3.

[00112] In some embodiments, the storage stabilizing agent comprises a zwitterionic compound having the general structure of formula (III):



where R_1 , R_2 and R_3 are each independently selected from alkyl or hydroxyalkyl; or R_1 and R_2 optionally form a ring; R_4 is a short chain alkyl or branched alkyl; and X is 1, 2, or 3.

[00113] In some embodiments, the storage stabilizing agent comprises a cationic compound having the general structure of formula (IV):



where R_1 is methyl, ethyl, propyl, 2-hydroxyethyl, 2-hydroxypropyl, 3-hydroxypropyl or 2,3-dihydroxypropyl; R_2 is independently methyl, ethyl, propyl, 2-hydroxyethyl, 2-hydroxypropyl, 3-hydroxypropyl or 2,3-dihydroxypropyl; R_1 and R_2 optionally joined to form a 5 or 6 membered ring; R_3 is methyl, ethyl, 1-propyl or 2-propyl; n is an integer from 1 to 16; and X^- is any suitable counter ion such as, for example chloride, bromide, iodide, acetate, sulfate, hydrogensulfate, triflate, dicyanamide, methanesulfonate, nitrate, tetrafluoroborate, thiocyanate, tosylate, hexafluorophosphate, or bis(trifluoromethylsulfonyl)imide.

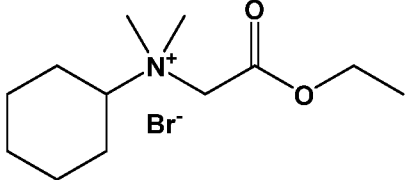
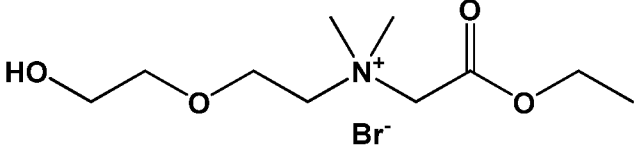
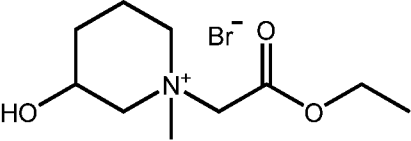
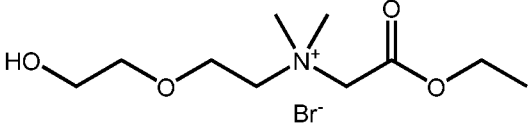
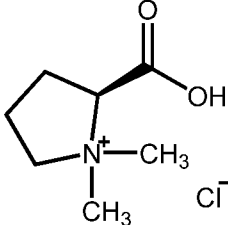
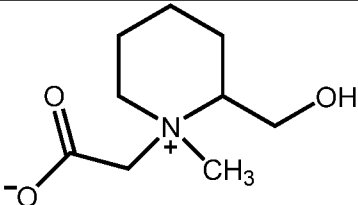
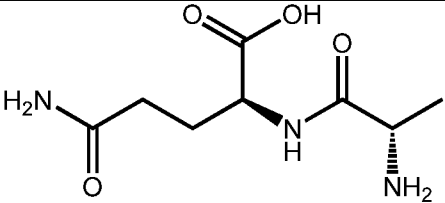
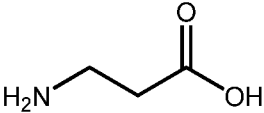
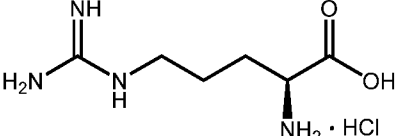
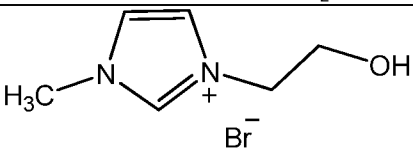
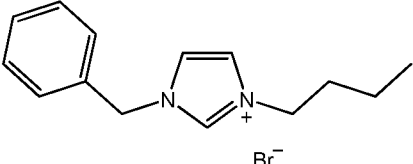
[00114] In some embodiments, the polymerase storage stabilizing agent of formula (I), (II), (III), or (IV) comprises at least one or two methyl groups attached to the nitrogen.

[00115] In some embodiments, the polymerase storage stabilizing agent is selected from one of more compounds set forth in Table 1.

Table 1

Compound #	Structure	Name

102		3-(4-hydroxy-1-methylpiperidinium-1-yl)propanoate
111		3-((2-hydroxyethyl)dimethylammonio)propanoate
116		3-((2,3-dihydroxypropyl)dimethylammonio)propanoate
129		3-((3-hydroxypropyl)dimethylammonio)propanoate
135		4-(2-ethoxy-2-oxoethyl)-4-methylmorpholin-4-ium bromide
136		1-(2-ethoxy-2-oxoethyl)-1-methylpiperidinium bromide
137		1-(2-ethoxy-2-oxoethyl)-1-methylpyrrolidinium bromide
138		1-(2-ethoxy-2-oxoethyl)-3-hydroxy-1-methylpiperidinium bromide
142		N-(2-cyanoethyl)-2-ethoxy-N,N-dimethyl-2-oxoethanaminium bromide
143		2-((2-hydroxypropyl)dimethylammonio)acetate
144		2-ethoxy-N,N-diethyl-N-methyl-2-oxoethanaminium bromide

146		N-(2-ethoxy-2-oxoethyl)-N,N-dimethylcyclohexanaminium bromide
147		2-ethoxy-N-(2-(2-hydroxyethoxy)ethyl)-N,N-dimethyl-2-oxoethanaminium bromide
162		1-(2-ethoxy-2-oxoethyl)-3-hydroxy-1-methylpiperidinium bromide
155		2-ethoxy-N-(2(2-hydroxyethoxy)ethyl)-N,N-dimethyl-2-oxoethanaminium bromide
		(S)-2-carboxy-1,1-dimethylpyrrolidinium chloride (Proline Betaine Hydrochloride)
		2-(2-(hydroxymethyl)-1-methylpiperidinium-1-yl)acetate
		Alanyl-glutamine
		β-Alanine
		L-Arginine monohydrochloride
1020		3-(2-hydroxyethyl)-1-methyl-1H-imidazol-3-ium bromide
1017		1-benzyl-3-butyl-1H-imidazol-3-ium bromide

[00116] In some embodiments, the zwitterionic stabilizer is selected from among 3-((2-hydroxyethyl)dimethylammonio)propanoate, 3-(4-hydroxy-1-methylpiperidinium-1-yl)propanoate, and 2-((2-hydroxypropyl)dimethylammonio) acetate, 3-((2,3-dihydroxypropyl)dimethylammonio)propanoate, 3-((3-hydroxypropyl)dimethylammonio)propanoate, and 2-(2-(hydroxymethyl)-1-methylpiperidinium-1-yl)acetate. In some embodiments, the storage stabilizer is selected from among Alanine-glutamine, β -Alanine, (S)-2-carboxy-1,1-dimethylpyrrolidinium chloride (Proline Betaine Hydrochloride), and L-Arginine monohydrochloride. In some embodiments, the zwitterionic stabilizer is Alanine-glutamine.

[00117] In some embodiments, the cationic ester stabilizer is selected from among 4-(2-ethoxy-2-oxoethyl)-4-methylmorpholin-4-ium bromide, 1-(2-ethoxy-2-oxoethyl)-1-methylpiperidinium bromide, 1-(2-ethoxy-2-oxoethyl)-1-methylpyrrolidinium bromide, 1-(2-ethoxy-2-oxoethyl)-3-hydroxy-1-methylpiperidinium bromide, N-(2-cyanoethyl)-2-ethoxy-N,N-dimethyl-2-oxoethanaminium bromide, ethoxy-N,N-diethyl-N-methyl-2-oxoethanaminium bromide, N-(2-ethoxy-2-oxoethyl)-N,N-dimethylcyclohexanaminium bromide, 2-ethoxy-N-(2-(2-hydroxyethoxy)ethyl)-N,N-dimethyl-2-oxoethanaminium bromide, 1-(2-ethoxy-2-oxoethyl)-3-hydroxy-1-methylpiperidinium bromide.

[00118] In some embodiments, the storage stabilizing agent is an imidazolium compound. In some embodiments, the imidazolium compound is 3-(2-hydroxyethyl)-1-methyl-1H-imidazol-3-ium bromide or 1-benzyl-3-butyl-1H-imidazol-3-ium bromide.

[00119] In some embodiments, the zwitterionic stabilizer is an amino acid derivative. In some embodiments, the amino acid derivative is not arginine, arginine/glutamic acid, or poly-glutamic acid. In some embodiments, the zwitterionic stabilizer is a dipeptide. In some embodiments, the dipeptide is alanine-glutamine. In some embodiments, the zwitterionic stabilizer is β -Alanine. In some embodiments, the zwitterionic stabilizer is (S)-2-carboxy-1,1-dimethylpyrrolidinium chloride (Proline Betaine Hydrochloride).

[00120] Exemplary methods for the synthesis of the polymerase storage stabilizing agents provided herein are provided elsewhere herein.

[00121] In some embodiments, the compositions provided herein comprise about 1 mM to about 10M of the zwitterionic stabilizing agent. In some embodiments, the compositions provided herein comprise about 10mM to about 5M of the zwitterionic stabilizing agent. In some embodiments, the compositions provided herein comprise about 100mM to about 1.25M of the zwitterionic stabilizing agent.

[00122] In some embodiments, the compositions provided herein comprise about 0.1 mg/ml to about 100 mg/ml of the cationic ester stabilizing agent. In some embodiments, the compositions provided herein comprise about 0.5 mg/ml to about 50 mg/ml of the cationic ester stabilizing agent. In some embodiments, the compositions provided herein comprise about 1 mg/ml to about 25 of the cationic ester stabilizing agent.

[00123] In some embodiments, the compositions provided herein comprise about 0.01 mM to about 2M of an ionic imidazolium stabilizing agent.

[00124] In some embodiments, the compositions provided herein comprise two or more zwitterionic polymerase storage stabilizing agents. In some embodiments, the compositions provided herein comprise two or more cationic ester polymerase storage stabilizing agents. In some embodiments, the compositions provided herein comprise a zwitterionic polymerase storage stabilizing agents and a cationic ester polymerase storage stabilizing agent. In some embodiments, the compositions provided herein comprise a zwitterionic stabilizing agent disclosed herein and one or more additional polymerase storage stabilizing agents. In some embodiments, the compositions provided herein comprise a cationic stabilizing agent disclosed herein and one or more additional polymerase storage stabilizing agents. In some embodiments, the additional stabilizing agent is an additional anionic or zwitterionic stabilizing agent. In some embodiments, the additional stabilizing agent is an additional cationic storage stabilizing agent. Exemplary zwitterionic and cationic ester stabilizing agents are disclosed elsewhere herein. Additional exemplary stabilizing agents are disclosed elsewhere herein and include, for example, hydroxyectoine.

[00125] In some embodiments, the compositions provided herein comprise a zwitterionic stabilizing agent disclosed herein and one or more additional polymerase stabilizing agents that stabilize the polymerase during the practice of a method, such as nucleic acid amplification or nucleic acid sequencing. In some embodiments, the compositions provided herein comprise a zwitterionic stabilizing agent disclosed herein and one or more additional polymerase stabilizing agents that stabilize the polymerase during practice of one or more steps of a method, such as nucleic acid amplification or nucleic acid sequencing. In some embodiments, the compositions provided herein comprise a cationic ester stabilizing agent disclosed herein and one or more additional polymerase stabilizing agents that stabilize the polymerase during practice of one or more steps of a method, such as nucleic acid amplification or nucleic acid sequencing. Exemplary PCR stabilizing agents are known in the art and include, but are not limited to non-ionic detergents, nucleic acids (e.g. oligonucleotides, aptamers), inert proteins (e.g., bovine serum albumin (BSA) or fragments and derivatives thereof), antibodies that bind to one or more polymerases of the composition, polyvinyl pyrrolidone, and polyethylene glycol (PEG). In a particular embodiment,

the composition comprises an antibody (e.g. a monoclonal antibody) that inhibits polymerase activity (e.g. Taq polymerase activity), where the antibody is inactivated during at least one step of a nucleic acid amplification protocol (see e.g. Mizuguchi et al. *J Biochem.* 126: 762-8 (1999)).

[00126] In some embodiments, the composition for stabilization of a polymerase comprises a polysaccharide. In some embodiments, the composition for stabilization of a polymerase comprises two or more polysaccharides. In some embodiments, the composition comprises about 0.05%-20% polysaccharides. In some embodiments, the composition comprises about 0.6-10% polysaccharides. In some embodiments, the composition comprises about 0.5%, 0.6%, 0.7%, 0.8%, 0.9%, 1%, 2%, 3%, 4%, 5%, 6%, 7%, 8%, 9%, 10%, 11%, 12%, 13%, 14%, 15%, 16%, 17%, 18%, 19%, or 20% polysaccharides. In some embodiments, the composition for stabilization of a polymerase comprises a disaccharide. In some embodiments, the composition for stabilization of a polymerase comprises a trisaccharide. In some embodiments, the composition for stabilization of a polymerase comprises a disaccharide and a trisaccharide.

[00127] In some embodiments, the composition for stabilization of a polymerase comprises a trisaccharide. In some embodiments, the trisaccharide is selected from among melezitose, raffinose and maltotriose. In particular embodiments, the trisaccharide is melezitose. In some embodiments, the composition comprises about 0.05%-20% melezitose. In some embodiments, the composition comprises about 0.6-10% melezitose. In some embodiments, the composition comprises about 0.5%-20% melezitose. In some embodiments, the composition comprises about 0.05%, 0.1%, 0.2%, 0.3%, 0.4%, 0.5%, 0.6%, 0.7%, 0.8%, 0.9%, 1%, 2%, 3%, 4%, 5%, 6%, 7%, 8%, 9%, 10%, 11%, 12%, 13%, 14%, 15%, 16%, 17%, 18%, 19%, or 20% melezitose. In some embodiments, the composition comprises 6% melezitose. In some embodiments, the composition comprises 1.88% melezitose. In some embodiments, the composition comprises 0.6% melezitose.

[00128] In some embodiments, the composition for stabilization of a polymerase comprises a disaccharide. In some embodiments, the disaccharide is sucrose (α -D-glucopyranosyl-(1 \rightarrow 2)- β -D-fructofuranoside) or trehalose (α -D-glucopyranosyl-(1 \rightarrow 1)- α -D-glucopyranoside). In particular embodiments, the composition comprises sucrose. In some embodiments, the composition does not comprise trehalose. In some embodiments, the composition comprises about 0.1%-25% sucrose. In some embodiments, the composition comprises about 1%-25% sucrose. In some embodiments, the composition comprises about 0.5%-20% sucrose. In some embodiments, the composition comprises about 0.6-10% sucrose. In some embodiments, the composition comprises about 0.5%, 0.6%, 0.7%, 0.8%, 0.9%, 1%, 2%, 3%, 4%, 5%, 6%, 7%, 8%, 9%, 10%, 11%, 12%, 13%, 14%, 15%, 16%, 17%, 18%, 19%, 20%, 21%, 22%, 23%, 24%, or 25% sucrose. In some embodiments, the composition comprises 10% sucrose. In some embodiments, the composition comprises 3.13%

sucrose.

[00129] In some embodiments, the composition for stabilization of a polymerase comprises a polymer. In some embodiments, the polymer is polyvinyl alcohol (PVA), polyethylene glycol (PEG), and polyvinylpyrrolidone. In some embodiments, the composition for stabilization of a polymerase comprises polyvinyl alcohol (PVA). In some embodiments, the composition comprises about 0.05%-5% PVA. In some embodiments, the composition comprises about 0.1%-1% PVA. In some embodiments, the composition comprises about 0.1%, 0.2%, 0.3%, 0.4%, 0.5%, 0.6%, 0.7%, 0.8%, 0.9%, 1%, 2%, 3%, 4%, or 5% PVA. In some embodiments, the composition comprises 0.313% PVA. In some embodiments, the composition comprises 1% PVA. In some embodiments, the composition comprises 2% PVA.

[00130] In some embodiments, the composition for stabilization of a polymerase comprises a pH buffer. In some embodiments, the pH buffer is selected from among Tris, citrate, acetate, phosphate, borate, CAPS, CAPSO, HEPES, MES, MOPS, MOPSO, PIPES, carbonate, and bicarbonate. In particular embodiments, the buffer is a Tris buffer.

[00131] In some embodiments, the storage stabilizing agent is provided as a formulation comprising a polysaccharide, a polymer; and a zwitterionic compound, wherein the zwitterionic compound does not contain sulfate. In some embodiments, the zwitterionic compound is not a surfactant or a detergent.

[00132] In some embodiments, the storage stabilizing agent is provided as a formulation comprising a disaccharide, a trisaccharide, a polymer; and a zwitterionic compound, wherein the zwitterionic compound does not contain a sulfate group. In some embodiments, the zwitterionic compound is not a surfactant or a detergent. In some embodiments, the disaccharide is sucrose. In some embodiments, the trisaccharide is melezitose. In some embodiments, the polymer is PVA.

[00133] In some embodiments, the storage stabilizing agent is provided as a formulation comprising sucrose, melezitose, PVA, and a zwitterionic compound, wherein the zwitterionic compound does not contain a sulfate group. In some embodiments, the zwitterionic compound is not a surfactant or a detergent.

[00134] In some embodiments, the storage stabilizing agent is provided as a formulation comprising a polysaccharide, a polymer; and a cationic ester.

[00135] In some embodiments, the storage stabilizing agent is provided as a formulation comprising a disaccharide, a trisaccharide, a polymer; and a cationic ester. In some embodiments, the disaccharide is sucrose. In some embodiments, the trisaccharide is melezitose. In some embodiments, the polymer is PVA.

[00136] In some embodiments, the storage stabilizing agent is provided as a formulation

comprising sucrose, melezitose, PVA, and a cationic ester. In some embodiments, the formulation comprises BSA. In some embodiments, does not comprise BSA.

[00137] In some embodiments, the storage stabilizing agent is provided as a formulation listed in Table 2. In some embodiments, the storage stabilizing agent is provided as a formulation listed in Table 3.

[00138] In some embodiments, the storage stabilizing agent is provided as a formulation comprising a dipeptide.

[00139] In some embodiments, the storage stabilizing agent is provided as a formulation comprising Alanyl-Glutamine.

[00140] In some embodiments, the storage stabilizing agent is provided as a formulation comprising about 500 mM-5M Alanyl-Glutamine.

[00141] In some embodiments, the storage stabilizing agent is provided as a formulation comprising 625 mM Alanyl-Glutamine.

[00142] In some embodiments, the storage stabilizing agent is provided as a formulation comprising 1.25 M Alanyl-Glutamine.

[00143] In some embodiments, the storage stabilizing agent is provided as a formulation comprising 10% Sucrose, 6% Melezitose, 1% PVA (MW~30-70,000 and 87-90% hydrolyzed); and 250 mM Alanyl-Glutamine.

[00144] In some embodiments, the storage stabilizing agent is provided as a formulation comprising 10% Sucrose, 6% Melezitose, 0.313% PVA (MW~30-70,000 and 87-90% hydrolyzed); and 625 mM Alanyl-Glutamine.

[00145] In some embodiments, the storage stabilizing agent is provided as a formulation comprising 10% Sucrose, 1% PVA (MW~30-70,000 and 87-90% hydrolyzed); and 25 mg/mL 2-Ethoxy-N-(2-(2-hydroxyethoxy)ethyl)-N,N-dimethyl-2-oxoethanaminium bromide.

[00146] In some embodiments, the storage stabilizing agent is provided as a formulation comprising 10% Sucrose, 6% Melezitose, 1% PVA (MW~30-70,000 and 87-90% hydrolyzed); 62.5 mM Alanyl-Glutamine; and 25 mg/mL 2-Ethoxy-N-(2-(2-hydroxyethoxy)ethyl)-N,N-dimethyl-2-oxoethanaminium bromide.

[00147] In some embodiments, the storage stabilizing agent is provided as a formulation comprising 10% Sucrose, 6% Melezitose, 1% PVA (MW~30-70,000 and 87-90% hydrolyzed); 250 mM Alanyl-Glutamine; and 25 mg/mL 2-Ethoxy-N-(2-(2-hydroxyethoxy)ethyl)-N,N-dimethyl-2-oxoethanaminium bromide.

[00148] In some embodiments, the storage stabilizing agent is provided as a formulation comprising 3.13% Sucrose, 1.88% Melezitose, 313% PVA (MW~30-70,000 and 87-90%

hydrolyzed); and 12.5 mg/mL 2-Ethoxy-N-(2-(2-hydroxyethoxy)ethyl)-N,N-dimethyl-2-oxoethanaminium bromide.

[00149] In some embodiments, the storage stabilizing agent is provided as a formulation comprising 3.13% Sucrose, 1.88% Melezitose, 313% PVA (MW~30-70,000 and 87-90% hydrolyzed); 625 mM Alanine-Glutamine; and 12.5 mg/mL 2-Ethoxy-N-(2-(2-hydroxyethoxy)ethyl)-N,N-dimethyl-2-oxoethanaminium bromide.

[00150] In some embodiments, the storage stabilizing agent is provided as a formulation comprising 10% Sucrose, 6% Melezitose, 1% PVA (MW~30-70,000 and 87-90% hydrolyzed); and 100 mM Proline Betaine.

[00151] In some embodiments, the storage stabilizing agent is provided as a formulation comprising 1% Sucrose, 0.6% Melezitose, 0.1% PVA (MW~30-70,000 and 87-90% hydrolyzed); 100 mM Alanine-Glutamine; and 2.5 mg/mL 2-Ethoxy-N-(2-(2-hydroxyethoxy)ethyl)-N,N-dimethyl-2-oxoethanaminium bromide.

[00152] In some embodiments, the storage stabilizing agent is provided as a formulation comprising 1% Sucrose, 0.6% Melezitose, 0.1% PVA (MW~30-70,000 and 87-90% hydrolyzed); 500 mM Alanine-Glutamine; and 2.5 mg/mL 2-Ethoxy-N-(2-(2-hydroxyethoxy)ethyl)-N,N-dimethyl-2-oxoethanaminium bromide.

[00153] In some embodiments, the storage stabilizing agent is provided as a formulation comprising 1% Sucrose, 0.6% Melezitose, 0.1% PVA (MW~30-70,000 and 87-90% hydrolyzed); 1M Alanine-Glutamine; and 2.5 mg/mL 2-Ethoxy-N-(2-(2-hydroxyethoxy)ethyl)-N,N-dimethyl-2-oxoethanaminium bromide.

[00154] In some embodiments, the storage stabilizing agent is provided as a formulation comprising 10% Sucrose, 6% Melezitose, 1% PVA (MW~30-70,000 and 87-90% hydrolyzed); and 25 mg/mL 2-Ethoxy-N-(2-(2-hydroxyethoxy)ethyl)-N,N-dimethyl-2-oxoethanaminium bromide.

[00155] In some embodiments, the storage stabilizing agent is provided as a formulation comprising 10% Sucrose, 6% Melezitose, 1% PVA (MW~30-70,000 and 87-90% hydrolyzed); and 25 mg/mL 2-Ethoxy-N-(2-(2-hydroxyethoxy)ethyl)-N,N-dimethyl-2-oxoethanaminium bromide.

[00156] In some embodiments, the storage stabilizing agent is provided as a formulation comprising 10% Sucrose, 6% Melezitose, 1% PVA (MW~30-70,000 and 87-90% hydrolyzed); 0.5 mg/mL BSA; and 25 mg/mL 2-Ethoxy-N-(2-(2-hydroxyethoxy)ethyl)-N,N-dimethyl-2-oxoethanaminium bromide.

In some embodiments, the storage stabilizing agent is provided as a formulation comprising 10% Sucrose, 6% Melezitose, 1% PVA (MW~30-70,000 and 87-90% hydrolyzed); 1 mg/mL BSA; and 25 mg/mL 2-Ethoxy-N-(2-(2-hydroxyethoxy)ethyl)-N,N-dimethyl-2-oxoethanaminium bromide.

[00157] In some embodiments, the storage stabilizing agent is provided as a formulation comprising 10% Sucrose; 6% Melezitose; 1% PVA (MW~30-70,000 and 87-90% hydrolyzed); and 25 mg/mL 3-((2-hydroxyethyl)dimethylammonio)propanoate.

[00158] In some embodiments, the storage stabilizing agent is provided as a formulation comprising 10% Sucrose; 6% Melezitose; 1% PVA (MW~30-70,000 and 87-90% hydrolyzed); and 25 mg/mL 3-(4-hydroxy-1-methylpiperidinium-1-yl)propanoate.

[00159] In some embodiments, the storage stabilizing agent is provided as a formulation comprising 10% Sucrose; 6% Melezitose, 2% PVA (MW~30-70,000 and 87-90% hydrolyzed); and 25 mg/mL 2-((2-hydroxypropyl)dimethylammonio) acetate.

[00160] In some embodiments, the storage stabilizing agent is provided as a formulation comprising 10% Sucrose, 6% Melezitose, 1% PVA (MW~30-70,000 and 87-90% hydrolyzed), 50 mM Tris pH 8, 25 mg/mL N,N-Dimethyl-N-(2-hydroxyethyl)-3-ammonium-propionate.

[00161] In some embodiments, the storage stabilizing agent is provided as a formulation comprising 10% Sucrose, 6% Melezitose, 1% PVA (MW~30-70,000 and 87-90% hydrolyzed), 25 mg/mL 1-methyl-4-hydroxypiperidinium-3-propionate

[00162] In some embodiments, the storage stabilizing agent is provided as a formulation comprising 10% Sucrose, 6% Melezitose, 2% PVA (MW~30-70,000 and 87-90% hydrolyzed), 25 mg/mL N-(2-ethoxy-2-oxoethyl)-2-hydroxy-N,N-dimethylpropan-1-aminium bromide.

[00163] In some embodiments, the storage stabilizing agent is provided as a formulation comprising 6.7% Sucrose, 4% Melezitose, 0.8% PVA (MW~30-70,000 and 99% hydrolyzed), 50 mM 3-(4-hydroxy-1-methylpiperidinium-1-yl)propanoate.

[00164] In some embodiments, the storage stabilizing agent is provided as a formulation comprising 6.7% Sucrose, 4% Melezitose, 0.8% PVA (MW~30-70,000 and 99% hydrolyzed), 45 mM Tris pH 8, 100 mM 3-(1-methylpyrrolidinium-1-yl)propanoate.

[00165] In some embodiments, the storage stabilizing agent is provided as a formulation comprising 6.7% Sucrose, 4% Melezitose, 0.8% PVA (MW~30-70,000 and 99% hydrolyzed), 45 mM Tris pH 8, 100 mM N,N-dimethyl-N-(2-hydroxyethyl)-3-ammonium propionate.

[00166] In some embodiments, the storage stabilizing agent is provided as a formulation comprising 6.7% Sucrose, 4% Melezitose, 0.8% PVA (MW~30-70,000 and 99% hydrolyzed), 45 mM Tris pH 8, 50 mM 3-((2,3-dihydroxypropyl) dimethylammonio)propanoate.

[00167] In some embodiments, the storage stabilizing agent is provided as a formulation comprising 6.7% Sucrose, 4% Melezitose, 0.8% PVA (MW~30-70,000 and 99% hydrolyzed), 45 mM Tris pH 8, 50 mM 3-((2-hydroxypropyl)dimethylammonio)propanoate.

[00168] In some embodiments, the storage stabilizing agent is provided as a formulation

comprising 6.7% Sucrose, 4% Melezitose, 0.8% PVA (MW~30-70,000 and 99% hydrolyzed), 45 mM Tris pH 8, 50 mM 3-((3-hydroxypropyl)dimethylammonio)propanoate.

[00169] In some embodiments, the storage stabilizing agent is provided as a formulation comprising 6.7% Sucrose, 4% Melezitose, 0.8% PVA (MW~30-70,000 and 99% hydrolyzed), 45 mM Tris pH 8, 50 mM 1-(2-ethoxy-2-oxoethyl)-1-methylpiperidinium bromide.

[00170] In some embodiments, the storage stabilizing agent is provided as a formulation comprising 6.7% Sucrose, 4% Melezitose, 0.8% PVA (MW~30-70,000 and 99% hydrolyzed), 45 mM Tris pH 8, 50 mM 2-(cyclohexyldimethylammonio)acetate.

[00171] In some embodiments, the storage stabilizing agent is provided as a formulation comprising 6.7% Sucrose, 4% Melezitose, 0.8% PVA (MW~30-70,000 and 99% hydrolyzed), 45 mM Tris pH 8, 50 mM 1-ethoxy-N-(2-(2-hydroxyethoxy)ethyl)-N,N-dimethyl-2-oxoethanaminium bromide.

[00172] In some embodiments, the storage stabilizing agent is provided as a formulation comprising 6.7% Sucrose, 4% Melezitose, 0.8% PVA (MW~30-70,000 and 99% hydrolyzed), 45 mM Tris pH 8, 50 mM 4-(2-ethoxy-2-oxoethyl)-4-methylmorpholin-4-ium bromide.

[00173] In some embodiments, the storage stabilizing agent is provided as a formulation comprising 6.7% Sucrose, 4% Melezitose, 0.8% PVA (MW~30-70,000 and 99% hydrolyzed), 45 mM Tris pH 8, 50 mM 1-(2-ethoxy-2-oxoethyl)-1-methylpyrrolidinium bromide.

[00174] In some embodiments, the storage stabilizing agent is provided as a formulation comprising 6.7% Sucrose, 4% Melezitose, 0.8% PVA (MW~30-70,000 and 99% hydrolyzed), 45 mM Tris pH 8, 50 mM 1-(2-ethoxy-2-oxoethyl)-3-hydroxy-1-methylpiperidinium bromide.

[00175] In some embodiments, the storage stabilizing agent is provided as a formulation comprising 6.7% Sucrose, 4% Melezitose, 0.8% PVA (MW~30-70,000 and 99% hydrolyzed), 45 mM Tris pH 8, 50 mM N-(2-cyanoethyl)-2-ethoxy-N,N-dimethyl-2-oxoethanaminium bromide.

[00176] In some embodiments, the storage stabilizing agent is provided as a formulation comprising 10% Sucrose, 6% Melezitose, 1% PVA (MW~30-70,000 and 87-90% hydrolyzed), 50 mM Tris pH 8, 2.5 mg/mL 3-(4-methylmorpholino-4-ium)propane-1-sulfonate.

[00177] In some embodiments, the storage stabilizing agent is provided as a formulation comprising 10% Sucrose, 6% Melezitose, 1% PVA (MW~30-70,000 and 87-90% hydrolyzed), 50 mM Tris pH 8, 2.5 mg/mL 1-methyl-4-hydroxypiperidinium-3-propionate.

[00178] In some embodiments, the storage stabilizing agent is provided as a formulation comprising 10% Sucrose, 6% Melezitose, 2% PVA (MW~30-70,000 and 87-90% hydrolyzed), 100 mM Tris pH 8, 2.5 mg/mL N-(2-ethoxy-2-oxoethyl)-2-hydroxy-N,N-dimethylpropan-1-aminium bromide.

[00179] In some embodiments, the storage stabilizing agent is provided as a formulation comprising 50 mM hydroxyectoine, 10 mM boric acid, 1 mM sodium tetraborate, pH 8.

[00180] In some embodiments, the storage stabilizing agent is provided as a formulation comprising 50 mM hydroxyectoine, 10 mM Tris pH 7.5, 1% PVA (MW~30-70,000 and 99% hydrolyzed).

[00181] In some embodiments, the storage stabilizing agent is provided as a formulation comprising 50 mM hydroxyectoine, 10 mM Tris pH 7.5.

Table 2 Exemplary Storage Formulations

Class ID	Poly-saccharides 0.6-10% w/v	Zwitterions 0-2M	Polymer 0.1-1%w/v	pH 6.8-8.2	cationic ester 1-25mg/ml	ionic imidazolium compound 0.01-2M	Albumin 0-1 mg/ml
SM-0001009	Sucrose, Melezitose		PVA	8	2-Ethoxy-N-(2-(2-hydroxyethoxy)ethyl)-N,N-dimethyl-2-oxoethanaminium bromide		
SM-0001006	Sucrose, Melezitose		PVA	8	2-Ethoxy-N-(2-(2-hydroxyethoxy)ethyl)-N,N-dimethyl-2-oxoethanaminium bromide		BSA
SM-0001010	Sucrose, Melezitose	Alanyl-Glutamine	PVA	8	2-Ethoxy-N-(2-(2-hydroxyethoxy)ethyl)-N,N-dimethyl-2-oxoethanaminium bromide		BSA
SM-0001007		Alanyl-Glutamine		8			
SM-0001008		Alanyl-Glutamine		8			BSA
SM-0001017				8		1-benzyl-3-butyl-1H-imidazol-3-ium bromide	
SM-0001020				8		3-(2-hydroxyethyl)-1-methyl-1H-imidazol-3-ium bromide	
SM-0001024	Sucrose, Melezitose		PVA	8	25 mg/mL 2-Ethoxy-N-(2-(2-hydroxyethoxy)ethyl)-N,N-dimethyl-2-oxoethanaminium bromide	1-benzyl-3-butyl-1H-imidazol-3-ium bromide	
SM-0001026	Sucrose, Melezitose		PVA	8	25 mg/mL 2-Ethoxy-N-(2-(2-hydroxyethoxy)ethyl)-N,N-dimethyl-2-oxoethanaminium bromide	3-(2-hydroxyethyl)-1-methyl-1H-imidazol-3-ium bromide	

Table 3: Additional Exemplary Storage Formulations

Formulation	Components
36	Sucrose, Melezitose, PVA, N,N-Dimethyl-N-(2-hydroxyethyl)-3-ammonium-propionate
150	Sucrose, Melezitose, PVA, 1-methyl-4-hydroxypiperidinium-3-propionate
199	Sucrose, Melezitose, PVA, N-(2-ethoxy-2-oxoethyl)-2-hydroxy-N,N-dimethylpropan-1-aminium bromide
c-102	Sucrose, Melezitose, PVA, 3-(4-hydroxy-1-methylpiperidinium-1-yl)propanoate
c-108	Sucrose, Melezitose, PVA, 3-(1-methylpyrrolidinium-1-yl)propanoate
c-111	Sucrose, Melezitose, PVA, N,N-dimethyl-N-(2-hydroxyethyl)-3-ammonium propionate
c-116	Sucrose, Melezitose, PVA, 3-((2,3-dihydroxypropyl)dimethylammonio)propanoate
c-127	Sucrose, Melezitose, PVA, 3-((2-hydroxypropyl)dimethylammonio)propanoate
c-136i	Sucrose, Melezitose, PVA, 1-(2-ethoxy-2-oxoethyl)-1-methylpiperidinium bromide
c-146i	Sucrose, Melezitose, PVA, 2-(cyclohexyldimethylammonio)acetate
c-147i	Sucrose, Melezitose, PVA, 1-ethoxy-N-(2-(2-hydroxyethoxy)ethyl)-N,N-dimethyl-2-oxoethanaminium bromide
c-135i	Sucrose, Melezitose, PVA, 4-(2-ethoxy-2-oxoethyl)-4-methylmorpholin-4-ium bromide
c-137i	Sucrose, Melezitose, PVA, 1-(2-ethoxy-2-oxoethyl)-1-methylpyrrolidinium bromide
c-138i	Sucrose, Melezitose, PVA, 1-(2-ethoxy-2-oxoethyl)-3-hydroxy-1-methylpiperidinium bromide
c-142i	Sucrose, Melezitose, PVA, N-(2-cyanoethyl)-2-ethoxy-N,N-dimethyl-2-oxoethanaminium bromide
c-144i	Sucrose, Melezitose, PVA, 2-ethoxy-N,N-diethyl-N-methyl-2-oxoethanaminium bromide
129	Sucrose, Melezitose, PVA, 3-(4-methylmorpholino-4-ium)propane-1-sulfonate
150	Sucrose, Melezitose, PVA, 1-methyl-4-hydroxypiperidinium-3-propionate
199	Sucrose, Melezitose, PVA, N-(2-ethoxy-2-oxoethyl)-2-hydroxy-N,N-dimethylpropan-1-aminium bromide

[00182] In some embodiments, the compositions provided herein for stabilization of a polymerase are diluted, such as, for example, at a ratio of 10:1, 9:1, 8:1, 7:1, 6:1, 5:1, 4:1, 3:1, 2:1, 1:1, 1:2, 1:3, 1:4, 1:5, 1:6, 1:7, 1:8, 1:9 or 1:10 in an appropriate buffer prior to the addition of a polymerase. In some embodiments, the compositions provided herein for stabilization of a polymerase are added to a composition comprising a polymerase, for example, at a ratio of 10:1, 9:1, 8:1, 7:1, 6:1, 5:1, 4:1, 3:1, 2:1, 1:1, 1:2, 1:3, 1:4, 1:5, 1:6, 1:7, 1:8, 1:9 or 1:10 of the stabilizing composition to the polymerase composition. In some embodiments, selection of a particular ratio is determined empirically by the skilled artisan.

[00183] In some embodiments, the compositions provided herein containing a storage stabilizing

agent provided herein increase the half-life of a polymerase at room temperature as compared to a composition without the storage stabilizing agent. In some embodiments, the half-life is increased by 5%, 10%, 20%, 30%, 40%, 50%, 60%, 70%, 80%, 90%, 100%, 200%, 300%, 400%, 500%, 1000% or longer. In some embodiments, the compositions provided herein containing a storage stabilizing agent provided herein doubles the half-life of a polymerase at room temperature as compared to a composition without the storage stabilizing agent.

[00184] In some embodiments, the compositions provided herein containing a storage stabilizing agent provided herein increase the half-life of a polymerase at 45°C as compared to a composition without the storage stabilizing agent. In some embodiments, the half-life is increased by 5%, 10%, 20%, 30%, 40%, 50%, 60%, 70%, 80%, 90%, 100%, 200%, 300%, 400%, 500%, 1000% or longer. In some embodiments, the compositions provided herein containing a storage stabilizing agent provided herein doubles the half-life of a polymerase at 45°C as compared to a composition without the storage stabilizing agent.

[00185] In some embodiments, the compositions provided herein comprising a polymerase and a stabilizing agent disclosed herein are stable for at least 4 weeks, at least 1 month, at least 2 months, at least 3 months, at least 4 months, at least 5 months, at least 6 months, at least 7 months, at least 8 months, at least 9 months, at least 10 months, at least 11 months, at least 1 year, at least 1.5 years, at least 2 years, at least 3 years, at least 4 years, at least 5 years, or longer.

[00186] In some embodiments, the stabilized polymerase of the compositions provided herein retains at least 70%, at least 75%, at least 80%, at least 85%, at least 90%, at least 95% or more of its activity after a prescribed storage period and temperature compared to its original activity prior to storage. In some embodiments, the stabilized polymerase of the compositions provided herein retains at least 70%, at least 75%, at least 80%, at least 85%, at least 90%, at least 95% or more of its activity after at least 4 weeks, at least 1 month, at least 2 months, at least 3 months, at least 4 months, at least 5 months, at least 6 months, at least 7 months, at least 8 months, at least 9 months, at least 10 months, at least 11 months, at least 1 year, at least 1.5 years, at least 2 years, at least 3 years or longer storage.

[00187] In particular embodiments, the stabilized polymerase of the compositions provided herein retains at least 70%, at least 75%, at least 80%, at least 85%, at least 90%, at least 95% or more of its activity after 3 weeks storage at room temperature compared to its original activity prior to storage. In some embodiments, the stabilized polymerase of the compositions provided herein retains at least 70%, at least 75%, at least 80%, at least 85%, at least 90%, at least 95% or more of its activity after 6 weeks storage at room temperature compared to its original activity prior to storage.

[00188] In particular embodiments, the stabilized polymerase of the compositions provided herein retains at least 70%, at least 75%, at least 80%, at least 85%, at least 90%, at least 95% or more of its activity after 3 weeks storage at about 45°C compared to its original activity prior to storage. In some embodiments, the stabilized polymerase of the compositions provided herein retains at least 70%, at least 75%, at least 80%, at least 85%, at least 90%, at least 95% or more of its activity after 6 weeks storage at about 45°C compared to its original activity prior to storage.

[00189] In some embodiments, the polymerase used in the compositions and methods provided herein is a DNA polymerase. In some embodiments, the polymerase used in the compositions and methods provided herein is a reverse transcriptase. In some embodiments, the polymerase used in the compositions and methods provided herein is an RNA polymerase. In some embodiments, the polymerase is for use in nucleic acid amplification. In some embodiments, the polymerase is for use in polymerase chain reaction (PCR). In some embodiments, the polymerase is for use in Reverse transcriptase polymerase chain reaction (RT-PCR). In some embodiments, the polymerase is for use in linear amplification. In some embodiments, the polymerase is for use in quantitative polymerase chain reaction (qPCR).

[00190] Exemplary DNA polymerases for use in the compositions and methods provided herein include, but are not limited to, *Thermus thermophilus* (Tth) DNA polymerase, *Thermus aquaticus* (Taq) DNA polymerase, *Thermotoga neopolitana* (Tne) DNA polymerase, *Thermotoga maritima* (Tma) DNA polymerase, *Thermococcus litoralis* (Tli or VENT™) DNA polymerase, *Thermus eggertssonii* (Teg) DNA polymerase, *Pyrococcus furiosus* (Pfu) DNA polymerase, DEEPVENT DNA polymerase, *Pyrococcus woosii* (Pwo) DNA polymerase, *Pyrococcus* sp KDD2 (KOD) DNA polymerase, *Bacillus sterothermophilus* (Bst) DNA polymerase, *Bacillus caldophilus* (Bea) DNA polymerase, *Sulfolobus acidocaldarius* (Sac) DNA polymerase, *Thermoplasma acidophilum* (Tac) DNA polymerase, *Thermus flavus* (Tfl/Tub) DNA polymerase, *Thermus ruber* (Tru) DNA polymerase, *Thermus brockianus* (DYNAZYME) DNA polymerase, *Methanobacterium thermoautotrophicum* (Mth) DNA polymerase, mycobacterium DNA polymerase (Mtb, Mlep), and mutants, variants and derivatives thereof, including enzymes with chemical modifications and hot start polymerases, such as HotStart Taq polymerase (QIAGEN). In some embodiments, the polymerase is Amplitaq. In some embodiments, the polymerase is Amplitaq Gold.

[00191] Exemplary RNA polymerases for use in the compositions and methods provided herein include, but are not limited to, RNA polymerases such as T3, T5 and SP6 and mutants, variants and derivatives thereof.

[00192] In some embodiments, the nucleic acid polymerases for use in the compositions and methods provided herein are mesophilic or thermophilic (i.e. thermostable). Exemplary mesophilic

DNA polymerases for use in the compositions and methods provided herein include, but are not limited to, T7 DNA polymerase, T5 DNA polymerase, Klenow fragment DNA polymerase, DNA polymerase III. Exemplary thermostable DNA polymerases for use in the compositions and methods provided herein include, but are not limited to, T_{eg}, T_{aq}, T_{ne}, T_{ma}, P_{fu}, T_{fl}, T_{th}, Stoffel fragment, VENT. and DEEPVENT DNA polymerases, and mutants, variants and derivatives thereof (see e.g. U.S. Pat. No. 5,436,149; U.S. Pat. No. 4,889,818; U.S. Pat. No. 4,965,188; U.S. Pat. No. 5,079,352; U.S. Pat. No. 5,614,365; U.S. Pat. No. 5,374,553; U.S. Pat. No. 5,270,179; U.S. Pat. No. 5,047,342; U.S. Pat. No. 5,512,462; WO 92/06188; WO 92/06200; WO 96/10640; Barnes, W. M., *Gene* 112:29-35 (1992); Lawyer, F. C., et al., *PCR Meth. Appl.* 2:275-287 (1993); Flamm, J.-M., *et al.*, *Nucl. Acids Res.* 22(15):3259-3260 (1994) which are incorporated by reference in their entireties). In some embodiments, for amplification of long nucleic acid molecules (e.g., nucleic acid molecules longer than about 3-5 Kb in length), at least two DNA polymerases (one substantially lacking 3' exonuclease activity and the other having 3' exonuclease activity) are used. See, e.g. U.S. Pat. No. 5,436,149; U.S. Pat. No. 5,512,462; Barnes, W. M., *Gene* 112:29-35 (1992), and U.S. patent US Pat. Pub. No. 2009-0233283, the disclosures of which are incorporated herein in their entireties. Examples of DNA polymerases substantially lacking in 3' exonuclease activity include, but are not limited to, T_{aq}, T_{ne}^{exo-}, T_{ma}^{exo-}, P_{fu}^{exo-}, P_{wo}^{exo-} and T_{th} DNA polymerases, and mutants, variants and derivatives thereof. In a some embodiments, the polymerase is a T_{aq} polymerase or a derivative thereof. In a some embodiments, the polymerase is not T_{aq} polymerase. In some embodiments, the polymerase for use in the compositions and methods provided herein is a native enzyme. In some embodiments, the polymerase for use in the compositions and methods provided herein is a recombinant protein.

[00193] In some embodiments, the polymerase for use in the compositions and methods provided herein is a "hot start" DNA polymerase. "Hot start" refers to the inactivation of a DNA polymerase until the initial denaturation step of PCR cycling. Hot start eliminates spurious amplification products resulting from non-specific priming events during reaction setup and initiation, and increases overall reaction efficiency. Exemplary methods used to inactivate DNA polymerases include, but are not limited to, chemical modification (e.g. anhydrides or formaldehydes), physical modification (e.g. wax beads), aptamer binding, primer sequestration, antibody binding, and the addition of thermolabile blocking groups on dNTPs or primers. In some embodiments, the polymerase for use in the compositions and methods provided herein is FastStart Taq polymerase (Roche Applied Science). In some embodiments, the polymerase for use in the compositions and methods provided herein is GoTaq® polymerase (Promega Corp.). In some embodiments, the polymerase for use in the compositions and methods provided herein is

JumpStart™ polymerase (Sigma-Aldrich). In some embodiments, the polymerase for use in the compositions and methods provided herein is HotStarTaq DNA Polymerase (Qiagen).

[00194] In some embodiments, the nucleic acid polymerases for use in the compositions and methods provided herein are polypeptides having reverse transcriptase activity. Exemplary reverse transcriptase enzymes include, but are not limited to, retroviral reverse transcriptase, retrotransposon reverse transcriptase, hepatitis B reverse transcriptase, cauliflower mosaic virus reverse transcriptase, bacterial reverse transcriptase, Tth DNA polymerase, Taq DNA polymerase (see e.g. Saiki, R. K., et al., Science 239:487-491 (1988); U.S. Pat. Nos. 4,889,818 and 4,965,188), The DNA polymerase (WO 96/10640), Tma DNA polymerase (U.S. Pat. No. 5,374,553) and mutants, variants or derivatives thereof (see, e.g., U.S. Pat. Nos. 5,948,614 and 6,015,668). In some embodiments, the nucleic acid polymerases for use in the compositions and methods provided herein include those that are reduced or substantially reduced in RNase H activity. By an enzyme "substantially reduced in RNase H activity" is meant that the enzyme has less than about 20%, more preferably less than about 15%, 10% or 5%, and most preferably less than about 2%, of the RNase H activity of the corresponding wildtype or RNase^{H+} enzyme such as wildtype Moloney Murine Leukemia Virus (M-MLV), Avian Myeloblastosis Virus (AMV) or Rous Sarcoma Virus (RSV) reverse transcriptases. The RNase H activity of any enzyme may be determined by a variety of assays, such as those described, for example, in U.S. Pat. No. 5,244,797, in Kotewicz, M. L., et al., Nucl. Acids Res. 16:265 (1988) and in Gerard, G. F., et al., FOCUS 14(5):91 (1992), the disclosures of all of which are fully incorporated herein by reference. Exemplary of such polypeptides for use in the compositions and methods provided herein include, but are not limited to, M-MLV H reverse transcriptase, RSV^{H-} reverse transcriptase, AMV^{H-} reverse transcriptase, RAV (Rous-associated virus)^{H-} reverse transcriptase, MAV (myeloblastosis-associated virus)^{H-} reverse transcriptase and HIV if reverse transcriptase. It will be understood by one of ordinary skill, however, that any enzyme capable of producing a DNA molecule from a ribonucleic acid molecule (i.e., having reverse transcriptase activity) that is substantially reduced in RNase H activity can be equivalently used in the compositions, methods and kits of the invention.

[00195] In some embodiments, the DNA and RNA polymerases for use in the compositions and methods provided herein are obtained commercially, for example from QIAGEN (Hilden, Germany), Invitrogen, Inc. (Carlsbad, Calif.), New England BioLabs (Beverly, Mass.) or ROCHE Biochemicals. Polypeptides having reverse transcriptase activity for use in the invention may be obtained commercially, for example from QIAGEN (Hilden, Germany), Invitrogen, Inc. (Carlsbad, Calif.), Pharmacia (Piscataway, N.J.), Sigma (Saint Louis, Mo.) or ROCHE (Penzberg, Germany). In some embodiments, the polypeptides having reverse transcriptase activity are isolated from their

natural viral or bacterial sources according to standard procedures for isolating and purifying natural proteins that are well-known to one of ordinary skill in the art (see, e.g., Houts, G. E., et al., *J. Virol.* 29:517 (1979)). In some embodiments, the polypeptides having reverse transcriptase activity are prepared by recombinant DNA techniques that are familiar to one of ordinary skill in the art (see, e.g., Kotewicz, M. L., et al., *Nucl. Acids Res.* 16:265 (1988); Soltis, D. A., and Skalka, A. M., *Proc. Natl. Acad. Sci. USA* 85:3372-3376 (1988)).

[00196] In some embodiments, the polymerase for use in the compositions and methods provided are at a final concentration in solution in the range of from about 0.1-200 units per milliliter, in the range of from about 0.1-50 units per milliliter, in the range of from about 0.1-40 units per milliliter, in the range of from about 0.1-3.6 units per milliliter, in the range of from about 0.1-34 units per milliliter, in the range of from about 0.1-32 units per milliliter, in the range of from about 0.1-30 units per milliliter, or in the range of from about 0.1-20 units per milliliter, and most preferably at a concentration in the range of from of about 20-40 units per milliliter. Other suitable concentrations of such polymerases suitable for use in the compositions and methods provided will be apparent to one of ordinary skill in the art and can differ in the optimal range for different polymerases.

[00197] In some embodiments, the stabilized polymerase compositions provided herein are suitable for use in a method for nucleic acid synthesis such as, but not limited to, nucleic acid sequencing, primer extension assay, DNA amplification, RNA synthesis and reverse transcription of RNA into DNA. In some embodiments, the DNA amplification method is an exponential method, such as a polymerase chain reaction (PCR) method. In some embodiments, the stabilized enzymes composition is used in combination with a PCR techniques such as, but not limited to, quantitative PCR (qPCR), real-time PCR, reverse transcription PCR, allele specific PCR, assembly PCR, asymmetric PCR, dial-out PCR, helicase-dependent amplification, hot start PCR, intersequence-specific PCR (ISSR), inverse PCR, ligation-mediated PCR, methylation-specific PCR (MSP), miniprimer PCR, multiplex ligation-dependent probe amplification (MLPA), multiplex PCR, nested PCR, overlap extension PCR, digital PCR, solid phase PCR, thermal asymmetric interlaced PCR (TAIL-PCR), touchdown PCR (step-down PCR), PAN-AC, universal fast walking, LaNe RAGE (lariat-dependent nested PCR for rapid amplification of genomic DNA ends), SYBR Green, Molecular beacon and TaqMan probes. In some embodiments, the DNA amplification method is a linear method, such as DNA linear amplification (e.g. Linear amplification for deep sequencing (LADS), T7-based Linear Amplification of DNA (TLAD), Single-tube linear DNA amplification (LinDA), Linked Linear Amplification (LLA)).

[00198] In some embodiments, nucleic acid amplification methods additionally comprise use of

one or more polypeptides having reverse transcriptase activity, such as in methods generally known in the art as one-step (e.g., one-step RT-PCR) or two-step (e.g., two-step RT-PCR) reverse transcriptase-amplification reactions. In some embodiments, for amplification of long nucleic acid molecules (i.e., longer than about 3-5 Kb in length), the composition provided herein comprises a combination of polypeptides having DNA polymerase activity.

[00199] In some embodiments, the stabilized polymerase compositions provided herein are suitable for use in a nucleic acid amplification technique, such as a polymerase chain reaction assay. In some embodiments, the compositions provided herein are mixed with one or more reagents suitable for use in a nucleic acid amplification technique, such as a polymerase chain reaction assay.

[00200] In some embodiments, the compositions provided herein are ready-to-use compositions for use in nucleic acid amplification. For example, in some embodiments, the compositions provided herein comprise at least one DNA polymerase and a polymerase stabilizing agent disclosed herein, such as, for example, a zwitterionic stabilizer compound or a cationic ester compound disclosed herein, and further comprises at least one deoxynucleoside triphosphate and magnesium salts. In some embodiments, the zwitterionic or cationic stabilizer is a compound of formula (I), (II), (III) or (IV). In some embodiments, the stabilizer is selected from among a zwitterionic or cationic stabilizer listed in Table 1. In some embodiments, the composition comprises two or more sequence specific nucleic acid primers for amplification of a target nucleic acid sequence. In some embodiments, the primers are labeled with a detectable moiety, such as a dye, fluorescent molecule or a radiolabel. In some embodiments, the storage stabilizing agent comprises Alanine-Glutamine. In some embodiments, the storage stabilizing agent comprises 2-ethoxy-N-(2(2-hydroxyethoxy)ethyl)-N,N-dimethyl-2-oxoethanaminium bromide. In some embodiments, the storage stabilizing agent comprises Alanine-Glutamine and 2-ethoxy-N-(2(2-hydroxyethoxy)ethyl)-N,N-dimethyl-2-oxoethanaminium bromide.

[00201] In some embodiments, the ready-to-use compositions provided herein for amplification of nucleic acid further comprise at least one additional polymerase stabilizing agent for enhancing the stability of the polymerase during the nucleic acid amplification procedure. In some embodiments, the at least one additional polymerase stabilizing agent for enhancing the stability of the polymerase inhibits or reduces the loss of polymerase activity during the nucleic acid amplification procedure. In some embodiments, the at least one additional polymerase stabilizing agent for enhancing the stability of the polymerase is a non-ionic detergent. In some embodiments, the compositions provided herein comprise at least one DNA polymerase and a polymerase stabilizing agent disclosed herein, such as, for example, a zwitterionic or cationic ester stabilizer compound disclosed herein, and further comprise at least one deoxynucleoside triphosphates,

magnesium salts, and at least one non-ionic detergent. In some embodiments, the composition comprises one non-ionic detergent. In some embodiments, the composition comprises two or more non-ionic detergents. In some embodiments, the non-ionic detergent in the compositions provided herein is selected those that have a molecular weight in the range of approximately 100 to 250,000, such as about 4,000 to 200,000 daltons and stabilize the enzyme at a pH of from about 3.5 to about 9.5, such as from about 4 to 8.5. Examples of such detergents include those specified on pages 295-298 of McCutcheon's Emulsifiers & Detergents, North American edition (1983), published by the McCutcheon Division of MC Publishing Co., 175 Rock Road, Glen Rock, N.J. (USA), the entire disclosure of which is incorporated herein by reference. In some embodiments, the detergents are selected from the group comprising ethoxylated fatty alcohol ethers and lauryl ethers, ethoxylated alkyl phenols, octylphenoxy polyethoxy ethanol compounds, modified oxyethylated and/or oxypropylated straight-chain alcohols, polyethylene glycol monooleate compounds, polysorbate compounds, and phenolic fatty alcohol ethers. In some embodiments, the detergent is Tween 20, from ICI Americas Inc., Wilmington, Del., which is a polyoxyethylated (20) sorbitan monolaurate, and Iconol™ NP-40, from BASF Wyandotte Corp. Parsippany, N.J., which is an ethoxylated alkyl phenol (nonyl).

[00202] In some embodiments, the composition comprises one or more additional buffers suitable for performance of a nucleic acid amplification assay. In some embodiments, the composition comprises one or more additional buffers, cofactors, and other agents suitable for use in nucleic acid amplification. Selection of such additional agents useful for nucleic acid amplification is within the knowledge of the skilled artisan. Addition of such agents should not negatively, or only minimally, affect the stabilization of the polymerase by the stabilizing agent provided herein. In some embodiments, the composition further comprises glycerol, polyoxyethylated sorbitan monolaurate, ethoxylated nonyl phenol and/or gelatin.

[00203] In some embodiments, the composition comprises one or more sequence specific primers. In some embodiments the primers are labeled. In some embodiments, the primers are labeled with a detectable moiety, such as a radioactive moiety, a fluorescent moiety, or a dye molecule. In some embodiments, the composition comprises a dual labeled fluorescence energy transfer (FRET) probe.

[00204] In some embodiments, amplification methods comprise one or more steps and may be conducted at a single temperature as an isothermal amplification reaction or at various temperatures such as the polymerase-chain-reaction.

[00205] In an exemplary method, nucleic acid amplification is performed by (a) contacting a nucleic acid template with a PCR composition provided herein comprising a DNA polymerase and

a polymerase stabilizing agent disclosed herein, such as, for example, a zwitterionic or cationic ester stabilizer compound disclosed herein, and further comprising at least one deoxynucleoside triphosphate, magnesium salts and at least one nonionic detergent; and (b) incubating the mixture under conditions sufficient to amplify a nucleic acid molecule complementary to all or a portion of the template. Nucleic acid molecules amplified by such methods also are provided. In some embodiment, the mixture is subjected to one or more cycles of nucleic acid amplification according to known protocols.

[00206] For nucleic acid amplification, including PCR, dNTP salts are added to the reagent compositions. In some embodiments, the sodium or lithium salts of dATP, dCTP, dGTP and dTTP are added to the solution to give a working concentration of each dNTP of about 10-1000 micromolar, such as about 200-300 micromolar, such as about 200 micromolar. For some applications, it may be desirable to also incorporate or substitute dITP or dUTP into the compositions at the same working concentrations.

[00207] General methods for amplification and analysis of nucleic acid molecules or fragments are well-known to one of ordinary skill in the art (see, e.g., U.S. Pat. Nos. 4,683,195; 4,683,202; and 4,800,159; Innis, M. A., et al., eds., PCR Protocols: A Guide to Methods and Applications, San Diego, Calif.: Academic Press, Inc. (1990); Griffin, H. G., and Griffin, A. M., eds., PCR Technology: Current Innovations, Boca Raton, Fla.: CRC Press (1994)). For example, amplification methods which can be used in accordance with the provided compositions include PCR (U.S. Pat. Nos. 4,683,195 and 4,683,202), Strand Displacement Amplification (SDA; U.S. Pat. No. 5,455,166; EP 0 684 315), and Nucleic Acid Sequence-Based Amplification (NASBA; U.S. Pat. No. 5,409,818; EP 0 329 822). In an exemplary protocol, nucleic acid amplification comprises (a) contacting each nucleic acid strand template with four different nucleotide triphosphates and one oligonucleotide primer for each different specific sequence being amplified, wherein each primer is selected to be substantially complementary to different strands of each specific sequence, such that the extension product synthesized from one primer, when it is separated from its complement, can serve as a template for synthesis of the extension product of the other primer, said contacting being at a temperature which promotes hybridization of each primer to its complementary nucleic acid strand; (b) contacting each nucleic acid strand, at the same time as or after step (a), with a DNA polymerase such as from *Thermus aquaticus* which enables combination of the nucleotide triphosphates to form primer extension products complementary to each strand of each nucleic acid; (c) maintaining the mixture from step (b) at an effective temperature for an effective time to promote the activity of the enzyme, and to synthesize, for each different sequence being amplified, an extension product of each primer which is complementary to each nucleic acid

strand template, but not so high as to separate each extension product from its complementary strand template; (d) heating the mixture from step (c) for an effective time and at an effective temperature to separate the primer extension products from the templates on which they were synthesized to produce single-stranded molecules, but not so high as to irreversibly denature the enzyme; (e) cooling the mixture from step (d) for an effective time and to an effective temperature to promote hybridization of each primer to each of the single-stranded molecules produced in step (d); and (f) maintaining the mixture from step (e) at an effective temperature for an effective time to promote the activity of the enzyme and to synthesize, for each different sequence being amplified, an extension product of each primer which is complementary to each nucleic acid strand template produced in step (d), but not so high as to separate each extension product from its complementary strand template wherein the effective time and temperatures in steps (e) and (f) may coincide (steps (e) and (f) are carried out simultaneously), or may be separate. Steps (d)-(f) may be repeated until the desired level of sequence amplification is obtained.

[00208] Any nucleic acid sequence, in purified or nonpurified form, can be utilized as the starting nucleic acid(s), provided it contains or is suspected to contain the specific nucleic acid sequence desired. Thus, the process may employ, for example, DNA or RNA, including messenger RNA, which DNA or RNA may be single-stranded or double-stranded. In addition, a DNA-RNA hybrid which contains one strand of each may be utilized. A mixture of any of these nucleic acids may also be employed, or the nucleic acids produced from a previous amplification reaction herein using the same or different primers may be so utilized. The specific nucleic acid sequence to be amplified may be only a fraction of a larger molecule or can be present initially as a discrete molecule, so that the specific sequence constitutes the entire nucleic acid.

[00209] It is not necessary that the nucleic acid sequence to be amplified be present initially in a pure form. In some embodiments, the template is a minor fraction of a complex mixture, such as a portion of the β -globin gene contained in whole human DNA (as exemplified in Saiki et al., *Science*, 230, 1530-1534 (1985)) or a portion of a nucleic acid sequence due to a particular microorganism which organism might constitute only a very minor fraction of a particular biological sample. In some embodiments, the starting nucleic acid sequence contains more than one desired specific nucleic acid sequence which may be the same or different. Therefore, the amplification process is useful not only for producing large amounts of one specific nucleic acid sequence, but also for amplifying simultaneously more than one different specific nucleic acid sequence located on the same or different nucleic acid molecules.

[00210] The nucleic acid templates for amplification are obtained from any source, for example, from plasmids such as pBR322, from cloned DNA or RNA, or from natural DNA or RNA from

any source, including bacteria, yeast, viruses, organelles, and higher organisms such as plants or animals. In some embodiments, DNA or RNA is extracted from blood, tissue material such as chorionic villi, or amniotic cells by a variety of techniques known in the art.

[00211] In some embodiments, where probes are used which are specific to a sequence being amplified and thereafter detected, the cells are directly used without extraction of the nucleic acid if they are suspended in hypotonic buffer and heated to about 90-100°C., until cell lysis and dispersion of intracellular components occur, generally 1 to 15 minutes. After the heating step the amplification reagents may be added directly to the lysed cells.

[00212] When it is desired to produce more than one specific nucleic acid sequence from the first nucleic acid or mixture of nucleic acids, the appropriate number of different oligonucleotide primers are utilized. For example, if two different specific nucleic acid sequences are to be produced, four primers are utilized. Two of the primers are specific for one of the specific nucleic acid sequences and the other two primers are specific for the second specific nucleic acid sequence. In this manner, each of the two different specific sequences can be produced exponentially by the present process.

[00213] After the appropriate length of time has passed to produce the desired amount of the specific nucleic acid sequence, the reaction may be halted by inactivating the enzyme in any known manner (e.g., by adding EDTA, phenol, SDS, or CHCl₃) or by separating the components of the reaction.

[00214] The amplification process may be conducted continuously. In one embodiment of an automated process, the reaction mixture may be temperature cycled such that the temperature is programmed to be controlled at a certain level for a certain time.

[00215] One such instrument for this purpose is the automated machine for handling the amplification reaction of this invention described in now abandoned Ser. No. 833,368 filed Feb. 25, 1986 entitled "Apparatus And Method For Performing Automated Amplification of Nucleic Acid Sequences And Assays Using Heating And Cooling Steps," the disclosure of which is incorporated herein by reference. Briefly, this instrument utilizes a liquid handling system under computer control to make liquid transfers of enzyme stored at a controlled temperature in a first receptacle into a second receptacle whose temperature is controlled by the computer to conform to a certain incubation profile. The second receptacle stores the nucleic acid sequence(s) to be amplified plus the nucleotide triphosphates and primers. The computer includes a user interface through which a user can enter process parameters that control the characteristics of the various steps in the amplification sequence such as the times and temperatures of incubation, the amount of enzyme to transfer, etc.

[00216] An exemplary machine that can be employed utilizes temperature cycling without a liquid handling system because the enzyme need not be transferred at every cycle. Such a machine is described more completely in European Patent Application No. 236,069, published Sep. 9, 1987, the disclosure of which is incorporated herein by reference. Briefly, this instrument consists of the following system: 1. A heat-conducting container for holding a given number of tubes, preferably 500 µl tubes, which contain the reaction mixture of nucleotide triphosphates, primers, nucleic acid sequences, and enzyme. 2. A means to heat, cool, and maintain the heat-conducting container above and below room temperature, which means has an input for receiving a control signal for controlling which of the temperatures at or to which the container is heated, cooled or maintained. (These include Peltier heat pumps available from Materials Electronics Products Corporation of Trenton, N.J. or a water heat exchanger.) 3. A computer means (e.g., a microprocessor controller), coupled to the input of said means, to generate the signals that control automatically the amplification sequence, the temperature levels, and the temperature ramping and timing.

[00217] In some embodiments, a combined amplification and sequencing reaction ('DEXAS') directly from complex DNA mixtures is performed by using two thermostable DNA polymerases, one that favors the incorporation of deoxynucleotides over dideoxynucleotides, and one which has a decreased ability to discriminate between these two nucleotide forms. During cycles of thermal denaturation, annealing and extension, the former enzyme primarily amplifies the target sequence whereas the latter enzyme primarily performs a sequencing reaction. This method allows the determination of single-copy nuclear DNA sequences from amounts of human genomic DNA comparable to those used to amplify nucleotide sequences by the polymerase chain reaction. Thus, DNA sequences can be easily determined directly from total genomic DNA ("Direct DNA sequence determination from total genomic DNA", Kilger et al., *Nucleic Acids Res.* 1997 May 15; 25(10): 2032-2034).

[00218] Typically, amplification methods comprise contacting the nucleic acid sample with a compound or composition, such as a composition provided herein, comprising a polymerase in the presence of one or more primer sequences, amplifying the nucleic acid sample to generate a collection of amplified nucleic acid fragments, such as by PCR or equivalent automated amplification technique, and optionally separating the amplified nucleic acid fragments by size, such as by gel electrophoresis, and analyzing the gels for the presence of nucleic acid fragments, for example, by staining the gel with a nucleic acid-binding dye such as ethidium bromide. In some embodiments, the generation of the amplification product is detected in real-time using e.g. dsDNA binding fluorescent dye or detecting the presence of the amplification product using sequence-specific fluorescent labeled probes.

[00219] In some embodiments, following amplification by the methods provided, the amplified nucleic acid fragments are isolated for further use or characterization. This step is typically accomplished by separation of the amplified nucleic acid fragments by size by any physical or biochemical means including gel electrophoresis, capillary electrophoresis, chromatography (including sizing, affinity and immunochromatography), density gradient centrifugation and immunoabsorption. Separation of nucleic acid fragments by gel electrophoresis provides a rapid and highly reproducible means of sensitive separation of a multitude of nucleic acid fragments, and permits direct, simultaneous comparison of the fragments in several samples of nucleic acids. In some embodiments, the nucleic acid fragment amplified by the methods provided is isolated and characterized.

[00220] In some embodiments, one or more of the amplified nucleic acid fragments are removed from the gel which was used for identification, according to standard techniques such as electroelution or physical excision. In some embodiments, the isolated unique nucleic acid fragments are then inserted into standard nucleotide vectors, including expression vectors, suitable for transfection or transformation of a variety of prokaryotic (bacterial) or eukaryotic (yeast, plant or animal including human and other mammalian) cells. In some embodiments, the nucleic acid molecules that are amplified and isolated using the compounds, compositions and methods provided herein are further characterized, for example, by sequencing (i.e., determining the nucleotide sequence of the nucleic acid fragments), or other standard methods in the art (see, e.g., U.S. Pat. Nos. 4,962,022 and 5,498,523, which are directed to methods of DNA sequencing).

[00221] In some embodiments, the stabilized polymerase compositions provided herein are suitable for use in a nucleic acid sequencing technique, such as, for example a dideoxy or Sanger sequencing assay. In some embodiments, the compositions provided herein are ready-to-use compositions for use in nucleic acid sequencing. For example, in some embodiments, the compositions provided herein comprise at least one DNA polymerase and a polymerase stabilizing agent disclosed herein, such as, for example, a zwitterionic stabilizer compound or cationic ester compound disclosed herein, and further comprise at least one deoxynucleoside triphosphate, at least one dideoxynucleoside triphosphate, magnesium salts and at least one nonionic detergent, wherein the stabilized polymerase is a DNA polymerase. In some embodiments, the polymerase stabilizing agent is a zwitterionic or cationic ester stabilizer of formula (I), (II), (III) or (IV). In some embodiments, the zwitterionic or cationic ester stabilizer is selected from among a stabilizer listed in Table 1. In some embodiments, the storage stabilizing agent comprises Alanine-Glutamine. In some embodiments, the storage stabilizing agent comprises 2-ethoxy-N-(2(2-hydroxyethoxy)ethyl)-N,N-dimethyl-2-oxoethanaminium bromide. In some embodiments, the storage stabilizing agent

comprises Alanyl-Glutamine and 2-ethoxy-N-(2(2-hydroxyethoxy)ethyl)-N,N-dimethyl-2-oxoethanaminium bromide.

[00222] In some embodiments, the composition comprises one or more additional buffers suitable for performance of a nucleic acid sequencing assay. In some embodiments, the composition comprises one or more additional buffers, cofactors, and other agents suitable for use in nucleic acid sequencing. Selection of such additional agents useful for nucleic acid sequencing is within the knowledge of the skilled artisan. Addition of such agents should not negatively, or only minimally, affect the stabilization of the polymerase by the stabilizing agent provided herein. In some embodiments, the composition comprises one or more additional buffers suitable for performance of a nucleic acid sequencing assay. In some embodiments, the compositions provided herein are ready-to-use compositions for use in nucleic acid sequencing assay. For example, in some embodiments, the compositions provided herein comprise at least one DNA polymerase and a polymerase stabilizing agent disclosed herein, such as, for example, a zwitterionic stabilizer or cationic ester compound disclosed herein, and further comprise at least one deoxynucleoside triphosphates, at least one dideoxynucleoside triphosphates, and one or more additional buffers or cofactors suitable for performance of a nucleic acid sequencing assay.

[00223] In some embodiments, nucleic acid sequencing methods provided herein comprises one or more steps. For example, provided is a method for sequencing a nucleic acid molecule comprising (a) mixing a nucleic acid molecule to be sequenced with one or more primers, one or more of the above-described compounds or compositions provided, one or more nucleotides and one or more terminating agents (such as a dideoxynucleotide) to form a mixture; (b) incubating the mixture under conditions sufficient to synthesize a population of molecules complementary to all or a portion of the molecule to be sequenced; and (c) separating the population to determine the nucleotide sequence of all or a portion of the molecule to be sequenced. Exemplary nucleic acid sequencing techniques which can be used with the present compositions include dideoxy sequencing methods such as those disclosed in U.S. Pat. Nos. 4,962,022 and 5,498,523.

[00224] In some embodiments, the compositions provided herein comprise one or more additional agents for the stabilization of the polymerase. Such agents are known in the art and include, but are not limited to, non-ionic detergents, nucleic acids (e.g. oligonucleotides, aptamers), inert proteins (e.g., bovine serum albumin (BSA) or fragments and derivatives thereof), antibodies that bind to one or more polymerases of the composition, polyvinyl pyrrolidone, and polyethylene glycol (PEG). In some embodiments, the compositions provided herein further comprises a thermoprotectant (e.g., ectoine, hydroxyectoine, mannosylglycerate, trehalose, betaine, glycerol, proline or diglycerol phosphate). In some embodiments, the compositions provided herein further

comprises hydroxyectoine. In some embodiments, the compositions provided herein further comprises diglycerol phosphate.

[00225] In some embodiments, the compositions provided herein comprise a dye or colorimetric indicator, such as, for example, phenol red, ethidium bromide, cobalt chloride, Reichardt's dye, SYBR Green, EVAGREEN, BEBO, SYTO-9, SYTO-13, SYTO-82 TET, JOE, VIC, HEX, Texas Red, Cy3, Cy5, and Cy5.5 or a fluorogenic enzyme substrate.

[00226] In some embodiments, the compositions provided herein are employed for analysis of DNA. In some embodiments, the compositions provided herein are employed for the analysis of DNA length (e.g. RFLP analysis) or for analysis of the sequence of nucleic acids of a DNA molecule. In some embodiments, the compositions provided herein are employed for the diagnosis a disease or a condition. In some embodiments, the compositions provided herein are employed for the detection of a nucleic acid modification such as a deletion, an insertion, or a mutation. In some embodiments, the compositions provided herein are employed for the detection of a pathogen, such as a virus, a fungus, or a bacterial pathogen.

Kits and Articles of Manufacture

[00227] In some embodiments, the compositions provided herein are assembled into kits for use in nucleic acid amplification or sequencing. Sequencing kits according to the present invention comprise a carrier means, such as a box, carton, tube or the like, having in close confinement therein one or more container means, such as vials, tubes, ampules, bottles and the like, wherein a first container means contains a stable composition comprising a mixture of reagents, at working concentrations, which are at least one thermostable DNA polymerase, a polymerase stabilizing agent provided herein, at least one buffer salt, at least one deoxynucleoside triphosphate, at least one dideoxynucleoside triphosphate, and optionally at least one antibody which specifically binds to at least one thermostable DNA polymerase present in the compositions. The sequencing kits can further comprise additional reagents and compounds necessary for carrying out standard nucleic sequencing protocols, such as pyrophosphatase, agarose or polyacrylamide media for formulating sequencing gels, and other components necessary for detection of sequenced nucleic acids (See U.S. Pat. Nos. 4,962,020 and 5,498,523, which are directed to methods of DNA sequencing). In some embodiments, the polymerase stabilizing agent is a zwitterionic or cationic ester stabilizer of formula (I), (II), (III), or (IV). In some embodiments, the polymerase stabilizing agent is a zwitterionic stabilizer is selected from among a zwitterionic or cationic stabilizing agent listed in Table 1. In some embodiments, the polymerase stabilizing agent is Alanyl-Glutamine. In some embodiments, the polymerase stabilizing agent is 2-ethoxy-N-(2(2-hydroxyethoxy)ethyl)-N,N-dimethyl-2-oxoethanaminium bromide. In some embodiments, the polymerase stabilizing agent

comprises Alanyl-Glutamine and 2-ethoxy-N-(2(2-hydroxyethoxy)ethyl)-N,N-dimethyl-2-oxoethanaminium bromide.

[00228] In some embodiments, kits provided herein comprise carrier means, such as a box, carton, tube or the like, having in close confinement therein one or more container means, such as vials, tubes, ampules, bottles and the like, wherein a first container means contains a stable composition comprising a mixture of reagents, at working concentrations, which are at least one DNA polymerase and at least one polymerase stabilizing agent provided herein. In some embodiments, the amplification kits provided further comprise additional reagents and compounds necessary for carrying out standard nucleic amplification protocols (See e.g., U.S. Pat. Nos. 4,683,195 and 4,683,202, which are directed to methods of DNA amplification by PCR)..

EXAMPLES

[00229] These examples are provided for illustrative purposes only and not to limit the scope of the claims provided herein.

[00230] Example 1

[00231] Stabilization of Chemically-modified Hot-start Taq Polymerase

[00232] In this example, the ability of various formulations to stabilize Roche FastStart Taq polymerase at room temperature and 45°C was tested.

[00233] Roche FastStart Taq polymerase (stored at -20°C in 50% glycerol) was mixed in a 1:4 ratio with a range of liquid stabilizer solutions as set forth in Table 4 and incubated at both room temperature and 45°C. A non-protected sample was also included where the polymerase was mixed with an additional quantity of its storage buffer. At various time points, aliquots were taken from the stabilized enzyme solutions and used to perform end-point PCR assays. At each time point, the stabilized enzymes were compared to a frozen positive control enzyme in the same assay.

[00234] For end-point PCR, a multiplex assay using three primer sets to generate 3 different size fragments of the GAPDH gene was used. Typical PCR reactions contained the following: 1X Roche PCR reaction buffer, 10 ng human genomic DNA, 300 μM dNTPs, 240 nM GAPDH primer set A, 600 nM GAPDH primer set B, 1.2 μM GAPDH primer set C, and 1 unit Roche FastStart Taq polymerase. Cycling conditions were 2 minutes at 95°C followed by 35 cycles of 30 seconds at 95°C, 30 seconds at 56°C, 30 seconds at 68°C, followed by 5 minutes at 68°C. PCR products were run on 2% agarose gels and visualized using ethidium bromide.

Table 4. Formulations Tested

Formulation	Components
36	10% Sucrose, 6% Melezitose, 1% PVA (MW~30-70,000 and 87-90% hydrolyzed), 50 mM Tris pH 8, 25 mg/mL N,N-Dimethyl-N-(2-

	hydroxyethyl)-3-ammonium-propionate
108	10% Sucrose, 6% Melezitose, 1% PVA (MW~ 30-70,000 and 87-90% hydrolyzed) , 50 mM Tris pH 8
150	10% Sucrose, 6% Melezitose, 1% PVA (MW~30-70,000 and 87-90% hydrolyzed), 50 mM Tris pH 8, 25 mg/mL 1-methyl-4-hydroxypiperidinium-3-propionate
189	10% Sucrose, 6% Melezitose, 2% PVA (MW~30-70,000 and 87-90% hydrolyzed) , 100 mM Tris pH 8
199	10% Sucrose, 6% Melezitose, 2% PVA (MW~30-70,000 and 87-90% hydrolyzed), 100 mM Tris pH 8, 25 mg/mL N-(2-ethoxy-2-oxoethyl)-2-hydroxy-N,N-dimethylpropan-1-aminium bromide
c-102	Sucrose, Melezitose, PVA, 50 mM 3-(4-hydroxy-1-methylpiperidinium-1-yl)propanoate
c-103	Sucrose, Melezitose, PVA, 50 mM 4-(4-methylmorpholino-4-ium)butane-1-sulfonate
c-108	Sucrose, Melezitose, PVA, 100 mM 3-(1-methylpyrrolidinium-1-yl)propanoate
c-111	Sucrose, Melezitose, PVA, 100 mM N,N-dimethyl-N-(2-hydroxyethyl)-3-ammonium propionate
c-116	Sucrose, Melezitose, PVA, 50 mM 3-((2,3-dihydroxypropyl)dimethylammonio)propanoate
c-127	Sucrose, Melezitose, PVA, 50 mM 3-((2-hydroxypropyl)dimethylammonio)propanoate
c-136i	Sucrose, Melezitose, PVA, 50 mM 1-(2-ethoxy-2-oxoethyl)-1-methylpiperidinium bromide
c-146i	Sucrose, Melezitose, PVA, 50 mM 2-(cyclohexyldimethylammonio)acetate
c-147i	Sucrose, Melezitose, PVA, 50 mM 1-ethoxy-N-(2-(2-hydroxyethoxy)ethyl)-N,N-dimethyl-2-oxoethanaminium bromide
c-135i	Sucrose, Melezitose, PVA, 50 mM 4-(2-ethoxy-2-oxoethyl)-4-methylmorpholin-4-ium bromide
c-137i	Sucrose, Melezitose, PVA, 50 mM 1-(2-ethoxy-2-oxoethyl)-1-methylpyrrolidinium bromide
c-138i	Sucrose, Melezitose, PVA, 50 mM 1-(2-ethoxy-2-oxoethyl)-3-hydroxy-1-methylpiperidinium bromide
c-142i	Sucrose, Melezitose, PVA, 50 mM N-(2-cyanoethyl)-2-ethoxy-N,N-dimethyl-2-oxoethanaminium bromide
c-144i	Sucrose, Melezitose, PVA, 50 mM 2-ethoxy-N,N-diethyl-N-methyl-2-oxoethanaminium bromide
129 (2.5 mg/ml c-131)	10% Sucrose, 6% Melezitose, 1% PVA (MW~30-70,000 and 87-90% hydrolyzed), 50 mM Tris pH 8, 2.5 mg/mL 3-(4-methylmorpholino-4-ium)propane-1-sulfonate
150 (2.5 mg/ml c-102)	10% Sucrose, 6% Melezitose, 1% PVA (MW~30-70,000 and 87-90% hydrolyzed), 50 mM Tris pH 8, 2.5 mg/mL 1-methyl-4-hydroxypiperidinium-3-propionate
199 (2.5 mg/ml c-143i)	10% Sucrose, 6% Melezitose, 2% PVA (MW~30-70,000 and 87-90% hydrolyzed), 100 mM Tris pH 8, 2.5 mg/mL N-(2-ethoxy-2-oxoethyl)-2-hydroxy-N,N-dimethylpropan-1-aminium bromide
X-1	50 mM hydroxyectoine, 10 mM boric acid, 1 mM sodium tetraborate, pH 8
X-1d	50 mM hydroxyectoine, 5 mM boric acid, 0.5 mM sodium tetraborate, pH 8

H-ect + tris + 1% PVA	50 mM hydroxyectoine, 10 mM Tris pH 7.5, 1% PVA
H-ect + tris	50 mM hydroxyectoine, 10 mM Tris pH 7.5

[00235] After 3 weeks incubation at both room temperature and 45°C, stabilized Roche FastStart Taq was compared with a frozen positive control using a multiplex end-point PCR assay for the GAPDH target gene. As shown in FIGURE 1a, the enzyme stored with the 3 indicated stabilizers at room temperature performed almost (formulations 36, 199) or equally (formulation 150) as well as the frozen positive control enzyme. As shown in FIGURE 1b, after 3 weeks at 45°C, the non-protected polymerase has lost activity while the polymerase stored in formulation 150 retains activity. The polymerase stored in formulation 108 also loses activity at this time, showing that the addition of the small molecule 1-methyl-4-hydroxypiperidinium-3-propionate in formulation 150 provides increased stability, as this is the only difference between these 2 formulations.

[00236] FIGURE 6 illustrates 5 day stability of liquid-stabilized Promega GoTaq® at 45°C for the remaining formulations. FIGURE 7 illustrates 3 day stability of liquid-stabilized Promega GoTaq® at 45°C.

[00237] Example 2

[00238] Stabilization of Antibody-modified Hot-start Taq Polymerase

[00239] Promega GoTaq® polymerase (stored at -20°C in 50% glycerol) was mixed in a 1:4 ratio with a range of liquid stabilizer solutions as set forth in Table 4 (formulations 36, 108, 150, 189 and 199 were tested) and incubated at room temperature, 37°C, and 45°C. A non-protected sample was also included where the polymerase was mixed with an additional quantity of its storage buffer. In addition, SYBR® Green-based qPCR master mixes (MM) were made and stored at the indicated temperatures. These master mixes were made as a 2X concentration mix, to be used in qPCR reactions at 1X concentration. The master mixes contained reaction buffer (final reaction concentration: 20 mM Tris, 50 mM KCl, 2.5 mM MgCl₂, 0.15% Triton X-100, pH 8.6), dNTPs (final reaction concentration: 200 nM), SYBR Green (final reaction concentration: 0.25X), Promega GoTaq® (final reaction concentration: 0.625 units), and the remaining volume was made up of the liquid stabilizer. At various time points, aliquots were taken from the stabilized enzyme solutions and/or the stabilized qPCR master mix solutions and tested using a SYBR Green-based qPCR assay.

[00240] For qPCR, a primer set was used to generate a fragment of the RNaseP gene using a human genomic DNA template. Typical qPCR reactions contained the following: 1X reaction buffer, dNTPs, SYBR® Green and Promega GoTaq® in the concentrations indicated above. In addition, the reactions contained 200 nM RNaseP primers and between 0.5 ng to 50 ng human

genomic DNA. Reactions were run on an ABI7300 real-time PCR machine and cycling conditions were 5 minutes at 95°C followed by 40 cycles of 10 seconds at 95°C, then 30 seconds at 60°C.

Fluorescence data was obtained and used to calculate Ct values.

[00241] After 5 days incubation at both room temperature and 37°C, stabilized Promega GoTaq® was compared to a frozen positive control using a SYBR Green-based qPCR assay for the human RNaseP gene. As illustrated in figure 2, the enzyme stabilized in master mix format performed as well as the positive control at both temperatures in amplifying the RNaseP target from 50 ng human genomic DNA.

[00242] After 6 weeks incubation at room temperature, stabilized Promega GoTaq® was again compared to a frozen positive control using a SYBR® Green-based qPCR assay. As illustrated in FIGURE 3, both the enzyme stabilized alone and in master mix format performed as well as the positive control in amplifying the RNaseP target from 50 ng human genomic DNA.

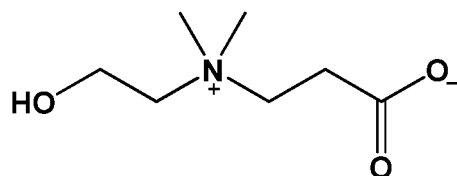
[00243] After 3 days incubation at 45°C, stabilized Promega GoTaq® was again compared to a frozen positive control using a SYBR Green-based qPCR assay. As illustrated in FIGURE 4, the enzyme stabilized in master mix format performed as well as the positive control in amplifying the RNaseP target from 50 ng human genomic DNA while the non-protected enzyme failed to amplify the target after 40 amplification cycles. After 3 weeks incubation at 45°C, the stabilized enzyme alone performs as well as the frozen positive control and considerably better than the non-protected enzyme as seen in figure 5a. In FIGURE 4, it is shown that that in master mix format, the non-protected enzyme fails to amplify the RNaseP target gene at all template concentrations tested, while the enzyme stabilized in master mix format shows a consistent amplification of each 10-fold dilution of the template DNA.

[00244] After 5 days incubation at 45°C, stabilized Promega GoTaq was again compared to a frozen positive control using a SYBR Green-based qPCR assay. As seen in figures 6a and 6b, the stabilized enzyme alone performs within 0.5 Ct values of the frozen positive control while the non-protected enzyme performs approximately 1 Ct value worse than the frozen positive control. In figure 7, we see that the enzyme stabilized in the same formulations in master mix format perform within 1 Ct value of the frozen positive control while the non-protected sample performs significantly worse.

[00245] **Example 3**

[00246] **Synthesis of 3-((2-hydroxyethyl)dimethylammonio)propanoate**

[00247] In this example, the following method was performed for the synthesis of 3-((2-hydroxyethyl)dimethylammonio)propanoate (compound 111) having the structure:

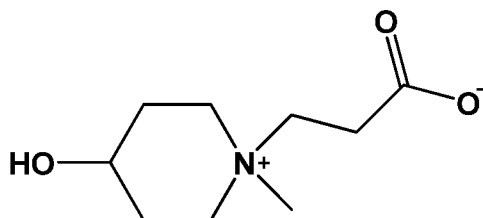


[00248] A 125 mL Erlenmeyer flask equipped with a stir bar was charged with 8.91 g (0.10 moles) of 2-(dimethylamino)ethanol. 40 mL of dichloromethane was added and the solution mixed on a stirplate. 7.93 g (0.11 moles) of acrylic acid was weighed into a 50 mL test tube and 20 mL of dichloromethane added to dilute the acid. The acrylic acid solution was added dropwise to the flask containing the 2-(dimethylamino)ethanol at room temperature with stirring. Upon complete addition the flask was sealed with a septum with a vent to relieve any pressure that built up. The solution was stirred at room temperature for 72 hours and a white precipitate developed over time. The solid was collected on a sintered glass medium porosity filter and washed two times with ethyl acetate. The solid was dried in a dry oven at 50 °C to give 5.88 g (36% yield) of a white solid. Mass Spec = 162.2 m/z (M+H).

[00249] **Example 4**

[00250] **Synthesis of 3-(4-hydroxy-1-methylpiperidinium-1-yl)propanoate**

[00251] The following method was performed for the synthesis of 3-(4-hydroxy-1-methylpiperidinium-1-yl)propanoate (compound 102) having the structure:

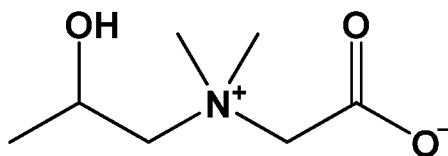


[00252] A 125 mL Erlenmeyer flask equipped with a stir bar was charged with 5.76 g (0.050 moles) of 4-hydroxy-1-methylpiperidine. 30 mL of dichloromethane was added and the solution mixed on a stirplate. 3.96 g (0.055 moles) of acrylic acid was weighed into a test tube and 10 mL of dichloromethane added to dilute the acid. The acrylic acid solution was added dropwise to the flask containing the 4-hydroxy-1-methylpiperidine at room temperature with stirring. Upon complete addition of the acrylic acid the flask was sealed with septum with a vent to relieve any potential pressure that might build up. The solution was stirred at room temperature for 96 hours during which time a white precipitate developed. The precipitate was collected by vacuum filtration using a sintered glass medium porosity filter and washed twice with 50 mL portions of ethyl acetate. The white solid was dried in an oven at 50 °C to give 6.14 g (90% yield) of 3-(4-hydroxy-1-methylpiperidinium-1-yl)propanoate. Mass Spec = 188.2 m/z (M+H).

[00253] **Example 5**

[00254] Synthesis of 2-((2-hydroxypropyl)dimethylammonio)acetate

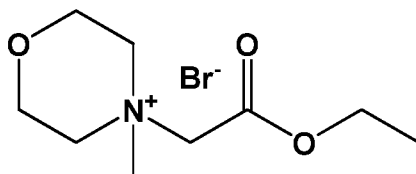
[00255] In this example, the following method was performed for the synthesis of 2-((2-hydroxypropyl)dimethylammonio) acetate (compound 143) having the structure:



[00256] A 125 mL Erlenmeyer flask was equipped with a stir bar was charged with 10.3 g (0.10 moles) of 1-dimethylamino-2-propanol. 40 mL of dichloromethane was added and the solution mixed on a stirplate. 16.7 g (0.10 moles) of ethyl bromoacetate was weighed into a 50 mL test tube and 20 mL of dichloromethane added to dilute the ethyl bromoacetate. The ethyl bromoacetate solution was added dropwise with stirring at room temperature to the solution of the 1-dimethylamino-2-propanol. Following complete addition the flask was sealed with septum and a needle vent to relieve any potential pressure that built up. The solution was stirred at room temperature for 96 hours during which time a white precipitate developed. The white solid was collected by vacuum filtration using a medium porosity sintered glass funnel washed twice with 50 mL of ethyl acetate and then dried in an oven at 50 °C to give 11.49 g (71.2%). Mass Spec = 176.3 m/z (M+CH₃, likely a methanol adduct).

[00257] Example 6**[00258] Synthesis of 4-(2-Ethoxy-2-oxoethyl)-4-methylmorpholin-4-ium bromide**

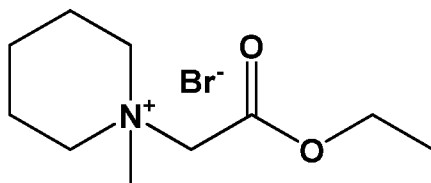
[00259] In this example, the following method was performed for the synthesis of 4-(2-Ethoxy-2-oxoethyl)-4-methylmorpholin-4-ium bromide (compound 135) having the structure:



[00260] 5.06 g (0.050 mol) of 4-Methylmorpholine was dissolved in 40 mL dichloromethane and cooled to 0°C in an ice-water bath. To this stirred solution, 8.35 g of ethyl bromoacetate (0.050 mol) in 20 mL of dichloromethane was added dropwise and the mixture was then allowed to warm to room temperature. The clear solution started to form white precipitate after ~5 minutes of stirring at room temperature. The resulting mixture was stirred for another 3 h. The precipitate was isolated by vacuum filtration using a 30 mL medium porosity glass fritted funnel and washed 3 times with 30 mL of acetone and dried over CaSO₄ in a desiccation chamber to give 12.07 g of the product as a white solid. Positive mode ESI/MS: m/z = 188.3 (M⁺, minus Br⁻); confirmed by ¹H NMR

[00261] Example 7**[00262] Synthesis of 1-(2-ethoxy-2-oxoethyl)-1-methylpiperidinium bromide**

[00263] In this example, the following method was performed for the synthesis of 1-(2-ethoxy-2-oxoethyl)-1-methylpiperidinium bromide (compound 136) having the structure:

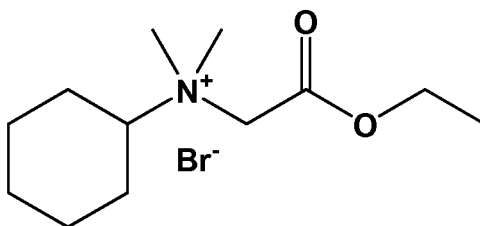


[00264] 4.96 g of 1-methylpiperidine (0.050 mmol) was dissolved in 40 mL dichloromethane and cooled to 0 °C in an ice-water bath. To this stirred solution was added 8.35 g of ethylbromoacetate (0.050 mmol) in 20 mL of dichloromethane dropwise via a syringe. Following addition the mixture was removed from the ice-water bath and stirred at room temperature overnight. The resulting white precipitate was washed twice with 30 mL of acetone and dried over CaSO₄ in a desiccation chamber to give 9.98 g, 75 % yield of the product as a white solid. Positive mode ESI/MS: m/z = 186.3 (M⁺, minus Br⁻); confirmed by ¹H NMR.

[00265] **Example 8**

[00266] **Synthesis of N-(2-ethoxy-2-oxoethyl)-N,N-dimethylcyclohexanaminium bromide**

[00267] In this example, the following method was performed for the synthesis of N-(2-ethoxy-2-oxoethyl)-N,N-dimethylcyclohexanaminium bromide (compound 146) having the structure:

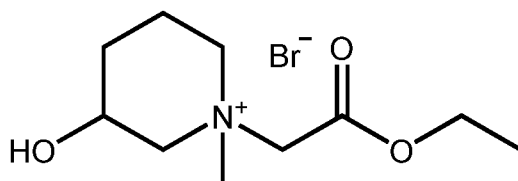


[00268] 6.36 g (0.050 moles) of N,N-dimethylcyclohexylamine was dissolved in 40 mL dichloromethane and cooled to 0 °C in an ice-water bath. To this stirred solution, was added 8.35 g of ethylbromoacetate (0.050 mmol) in 20 mL of dichloromethane dropwise via a syringe. Following complete addition, the mixture was removed from the ice-water bath and stirred at room temperature overnight. The resulting white precipitate was washed three times with 30 mL of acetone and dried over CaSO₄ in a desiccation chamber to give 14.5 g of the product as a very light yellow crystalline solid. Positive mode ESI/MS: m/z = 214.4 (M⁺, minus Br⁻); confirmed by ¹H NMR.

[00269] **Example 9**

[00270] **Synthesis of 1-(2-ethoxy-2-oxoethyl)-3-hydroxy-1-methylpiperidinium bromide**

[00271] In this example, the following method was performed for the synthesis of 1-(2-ethoxy-2-oxoethyl)-3-hydroxy-1-methylpiperidinium bromide (compound found in formulation 162) having the structure:

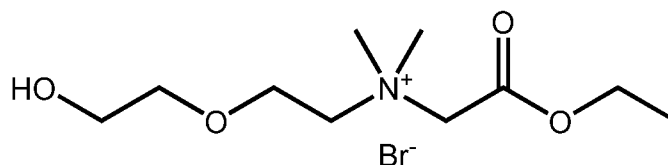


[00272] 11.52 g (0.100 mol) of 3-Hydroxy-1-Methylmorpholine was dissolved in 80 mL dichloromethane and cooled to 0°C in an ice-water bath. To this stirred solution, 16.7 g of ethyl bromoacetate (0.100 mol) in 40 mL of dichloromethane was added dropwise and the mixture was then allowed to warm to room temperature. The clear solution started to form white precipitate after ~5 minutes of stirring at room temperature. The reaction was allowed to proceed overnight then the precipitate formed was isolated by vacuum filtration using a 60 mL medium porosity glass fritted funnel. The solid was washed 3 times with 30 mL of acetone and dried over CaSO₄ in a desiccation chamber to give 22.18 g of the product as a white solid. Positive mode ESI/MS: m/z = 188.3(M⁺-CH₂) 202.3 (M⁺); ¹H NMR is very complicated because of the diastereomers formed during the alkylation.

[00273] **Example 10**

[00274] **Synthesis of 2-ethoxy-N-(2(2-hydroxyethoxy)ethyl)-N,N-dimethyl-2-oxoethanaminium bromide**

[00275] In this example, the following method was performed for the synthesis of 2-ethoxy-N-(2(2-hydroxyethoxy)ethyl)-N,N-dimethyl-2-oxoethanaminium bromide (compound found in formulation 155) having the structure:



[00276] 13.32 g (0.100 mmol) of 2-[2-(Dimethylamino)ethoxy]ethanol was dissolved in 80 mL of dichloromethane and cooled to 0 °C in an ice bath. To the stirred solution, 16.7 g of ethyl-2-bromoacetate (0.100 mmol) in 40 mL of dichloromethane was added dropwise over a period of 15 minutes. The ice bath was removed and the mixture allowed to warm to room temperature. A white solid began to precipitate from the solution and the reaction allowed to proceed for an additional 8 hours. The solid was collected by vacuum using a 60 mL medium porosity fritted glass funnel and washed with three 30 mL portions of ethyl acetate. The solid was dried in an oven to give 28.10 g of a white solid. Positive mode ESI/MS: m/z = 220.3 (M⁺, minus Br), ¹H NMR: 1.306 (triplet, 3H), 3.368 (singlet, 6H), 3.630 (broad triplet, 2H), 3.772 (broad triplet, 2H), 3.886 (broad triplet, 2H), 3.981 (broad triplet, 2 H), 4.305 (quartet, 2H), 4.394 (singlet, 2H).

[00277] Example 11

[00278] Test formulations SM-0001006, SM-0001007, SM-0001008, SM-0001009, SM-001010, SM-001017, SM-001020, SM-001024, and SM-001026, were mixed in equal volume with the 5x concentration of PCR Master Mix and Amplitaq GOLD enzyme such that the final concentration of Master Mix was 2.5x and the final concentration of enzyme was 2.5 U/ μ L. All preparative steps were conducted as per the manufacturer's instructions and prepared and quantified in triplicate.

Table 5 Formulations tested

Class	Poly-saccharides	Zwitterions	Polymer	pH	cationic ester and/or	ionic imidazolium compound	Albumin
SM-0001009	10% Sucrose, 6% Melezitose		1% PVA (30-70K and 87-90% hydrolyzed)	8	25 mg/mL 2-Ethoxy-N-(2-(2-hydroxyethoxy)ethyl)-N,N-dimethyl-2-oxoethanaminium bromide		
SM-0001006	10% Sucrose, 6% Melezitose		1% PVA (30-70K and 87-90% hydrolyzed)	8	25 mg/mL 2-Ethoxy-N-(2-(2-hydroxyethoxy)ethyl)-N,N-dimethyl-2-oxoethanaminium bromide		0.5 mg/ mL BSA
SM-0001010	10% Sucrose, 6% Melezitose	2 M Alanine-Glutamine	1% PVA (30-70K and 87-90% hydrolyzed)	8	25 mg/mL 2-Ethoxy-N-(2-(2-hydroxyethoxy)ethyl)-N,N-dimethyl-2-oxoethanaminium bromide		1 mg/ mL BSA
SM-0001007		2 M Alanine-Glutamine		8			
SM-0001008		2 M Alanine-Glutamine		8			2mg/ mL BSA
SM-0001017				8		0.01-2M 1-benzyl-3-butyl-1H-imidazol-3-ium bromide	
SM-0001020				8		0.01-2M 3-(2-hydroxyethyl)-1-methyl-1H-imidazol-3-ium bromide	
SM-0001024	10% Sucrose, 6% Melezitose		1% PVA (30-70K and 87-90% hydrolyzed)	8	25 mg/mL 2-Ethoxy-N-(2-(2-hydroxyethoxy)ethyl)-N,N-dimethyl-2-oxoethanaminium bromide	0.01-2M 1-benzyl-3-butyl-1H-imidazol-3-ium bromide	
SM-0001026	10% Sucrose, 6% Melezitose		1% PVA (30-70K and 87-90% hydrolyzed)	8	25 mg/mL 2--Ethoxy-N-(2-(2-hydroxyethoxy)ethyl)-N,N-dimethyl-2-oxoethanaminium bromide	0.01-2M 3-(2-hydroxyethyl)-1-methyl-1H-imidazol-3-ium bromide	

[00279] Enzyme activity measurements

[00280] At the specified time points for enzyme activity measurement, 5 μ l of the sample was subjected to the activation procedure recommended by the manufacturer, diluted 1:5 into the remaining reaction reagents provided that included target DNA and fluorescently labeled probes

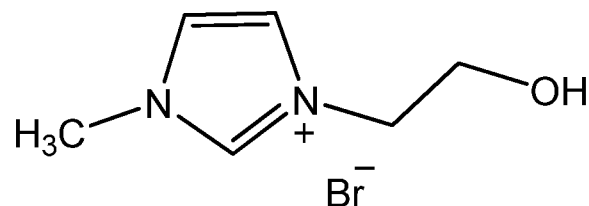
used to detect the primer extension products. Samples were incubated at 65°C for 30 minutes followed by a 4°C cool-down.

[00281] After samples reached 4°C, the reaction was terminated by the addition of 10 µl of EDTA. 50 µl of each sample was transferred to a black 96-well plate containing 50 µl of 12xSYBR Green Solution per well (12xSYBR Green; 10 mM Tris-HCl, pH 8.0; 1 mM EDTA). Plates were incubated for 10 minutes at 50°C in a pre-heated BioTek plate reader. Fluorescence measurements were made with the following settings: excitation wavelength of 485 ± 20 nm and an emission wavelength of 528 ± 20 nm. Fluorescence from the no enzyme controls were subtracted from the sample measurements. Data is shown in Figures 8-11. The data shows that the cationic ester compounds stabilize polymerase by itself and act synergistically with zwitterionic and ionic imidazolium compounds tested.

[00282] **Example 12**

[00283] **Synthesis of 3-(2-hydroxyethyl)-1-methyl-1H-imidazol-3-ium bromide**

[00284] In this example, the following method was performed for the synthesis of 3-(2-hydroxyethyl)-1-methyl-1H-imidazol-3-ium bromide (compound #1020) having the structure:



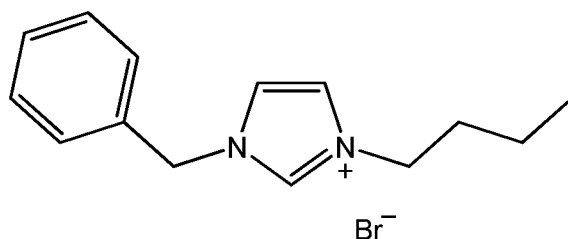
[00285] A 35 mL glass pressure tube (Ace Glass Cat#8648-07) containing a stir bar was charged with 4.105 g (0.050 moles) of 1-methylimidazole followed by 6.249 g (0.050 moles) of 2-bromoethanol. The tube was sealed with a threaded Teflon plug and an O-ring and the tubes were placed in an oil bath on a VWR stirring hot plate. The temperature was raised to 90 °C and maintained at this temperature for 16 hours during which time the solution became very viscous and the stir bar had stopped. The tube was removed from the oil bath and mixed vigorously on vortex mixer then heated for an additional hour at 90 °C in the oil bath. The tube was then removed from the bath and allowed to cool during which time the product solidified. The solid was dissolved in 15 mL of water and extracted with equal volumes of ethyl acetate three times followed by rotary evaporation to remove the water and residual ethyl acetate to give 9.88 grams (95.4%) of the 1-(2-hydroxyethyl)-3-methylimidazolium bromide as light yellow colored solid. Mass Spectrum (positive mode) 127.2 m/z corresponding to M+ minus bromide

[00286] **Example 13**

[00287] **Synthesis of 1-benzyl-3-butyl-1H-imidazol-3-ium bromide**

[00288] In this example, the following method was performed for the synthesis of 1-benzyl-3-

butyl-1H-imidazol-3-ium bromide (compound #1017) having the structure:

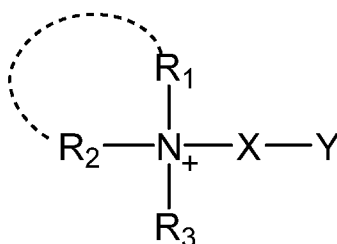


[00289] A 35 mL glass pressure tube (Ace Glass Cat#8648-07) containing a stir bar was charged with 3.955 g (0.025 moles) of 1-benzylimidazole followed by 3.425 g (0.025 moles) of 1-bromobutane. The tube was sealed with a threaded Teflon plug and an O-ring and the tubes were placed in an oil bath on a VWR stirring hot plate. The temperature was raised to 90 °C and maintained at this temperature for 16 hours during which time the solution became viscous and solidified. The tube was removed from the oil bath and allowed to cool. The solidified product was crushed to give 7.22 g (98%) of the 1-benzyl-3-butylimidazolium bromide as a very light yellow colored solid. Mass Spectrum (ESI, positive mode) = 229.3 m/z corresponding to M⁺ minus bromide.

[00290] The examples and embodiments described herein are for illustrative purposes only and various modifications or changes suggested to persons skilled in the art are to be included within the spirit and purview of this application and scope of the appended claims.

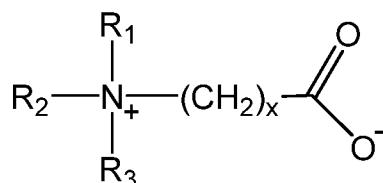
WHAT IS CLAIMED IS:

1. A liquid composition comprising a polymerase and storage stabilizing agent, wherein the storage stabilizing agent comprises a zwitterionic compound, wherein the zwitterionic compound does not contain sulfate and is a non-detergent zwitterionic compound.
2. The composition of claim 1, wherein the zwitterionic compound comprises a compound having the general structure of formula (I):



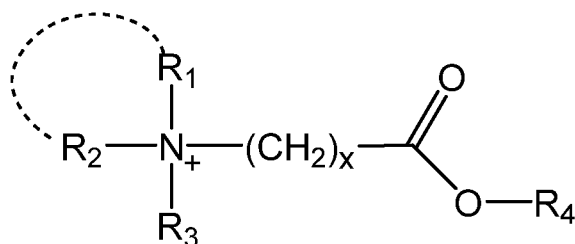
where R_1 , R_2 , R_3 each is an alkyl or hydroxyalkyl; or R_1 and R_2 optionally form a ring; X is CH_2 , $\text{CH}_2\text{-CH}_2$, $\text{CH}_2\text{-CH}_2\text{-CH}_2$, $\text{CH}_2\text{CHOHCH}_2$, $-\text{CH}(\text{CH}_2\text{OH})-$, $-\text{CH}_2\text{CHOH}-$ or $-\text{CH}(\text{Z})-$, where Z is a side chain of a natural amino acid; and Y is CO_2^- or OPO_3^- .

3. The composition of claim 2, wherein the ring is a morpholino ring, pyrrolidinium ring, a pyridinium ring, or a hydroxy pyridinium ring.
4. The composition of claim 1, wherein zwitterionic compound comprises a compound having the general structure of formula (II):



where: R_1 , R_2 , R_3 each is an alkyl or hydroxyalkyl; or R_1 and R_2 optionally form a ring; and X is 1, 2, or 3.

5. The composition of claim 1, wherein the zwitterionic compound comprises a compound having the general structure of formula (III):



where R_1 , R_2 and R_3 are each independently selected from alkyl or hydroxyalkyl; or R_1 and R_2 optionally form a ring; R_4 is a short chain alkyl or branched alkyl; and X is 1, 2, or 3.

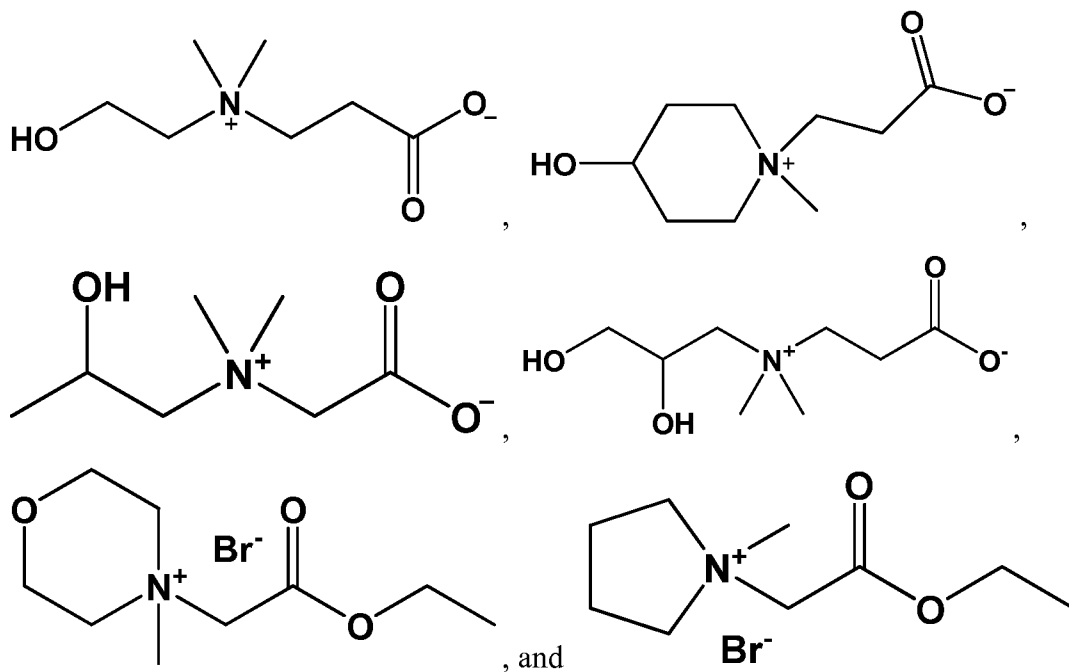
6. The composition of claim 1, wherein the zwitterionic compound comprises one or more of 2-(2-(hydroxymethyl)-1-methylpiperidinium-1-yl)acetate, 3-((2-

hydroxyethyl)dimethylammonio)propanoate, 3-(4-hydroxy-1-methylpiperidinium-1-yl)propanoate, 2-((2-hydroxypropyl)dimethylammonio) acetate, 3-((2,3-dihydroxypropyl)dimethylammonio)propanoate, 3-((3-hydroxypropyl)dimethylammonio)propanoate, or a combination thereof.

7. The composition of claim 1, wherein the zwitterionic compound is alanyl-glutamine, L-Arginine monohydrochloride, proline betaine, or β -alanine.
8. The composition of claim 1, wherein the composition comprises a polysaccharide.
9. The composition of claim 1, wherein the composition comprises a disaccharide, a trisaccharide, or a combination of a disaccharide and a trisaccharide.
10. The composition of claim 9, wherein the disaccharide is sucrose.
11. The composition of claim 9, wherein the trisaccharide is melezitose or raffinose.
12. The composition of claim 1, wherein the composition comprises a polymer.
13. The composition of claim 12, wherein the polymer is polyvinyl alcohol (PVA).
14. The composition of claim 1, further comprising about 0.5-10% Sucrose.
15. The composition of claim 1, further comprising about 0.5-10% Melezitose.
16. The composition of claim 1, further comprising about 0.1-1% PVA.
17. The composition of claim 1, wherein the composition further comprises a cationic ester.
18. The composition of claim 17, wherein the cationic ester is 2-ethoxy-N-(2-(2-hydroxyethoxy)ethyl)-N,N-dimethyl-2-oxoethanaminium bromide.
19. The composition of claim 18, further comprising BSA.
20. The composition of claim 1, further comprising a buffering agent.
21. The composition of claim 20, wherein the buffering agent maintaining the composition at a pH of from about 6 to about 9.
22. The composition of claim 20, wherein the buffering agent is selected from the among Tris, MOPS, HEPES, TAPS, Bicine, Tricine, TES, PIPES, MES.
23. The composition of claim 20, wherein the buffering agent is Tris.
24. The composition of claim 1, wherein the polymerase one or more of *Thermus thermophilus* (Tth) DNA polymerase, *Thermus aquaticus* (Taq) DNA polymerase, *Thermotoga neopalitana* (Tne) DNA polymerase, *Thermotoga maritima* (Tma) DNA polymerase, *Thermococcus litoralis* (Tli or VENT™) DNA polymerase, *Thermus eggertsonii* (Teg) DNA polymerase, *Pyrococcus furiosus* (Pfu) DNA polymerase, DEEPVENT DNA polymerase, *Pyrococcus woosii* (Pwo) DNA polymerase, *Pyrococcus sp* KDD2 (KOD) DNA polymerase, *Bacillus sterothermophilus* (Bst) DNA polymerase, *Bacillus caldophilus* (Bea) DNA polymerase, *Sulfolobus acidocaldarius* (Sac) DNA polymerase, *Thermoplasma acidophilum* (Tac) DNA polymerase, *Thermus flavus* (Tfl/Tub)

DNA polymerase, *Thermus ruber* (Tru) DNA polymerase, *Thermus brockianus* (DYNAZYME) DNA polymerase, *Methanobacterium thermoautotrophicum* (Mth) DNA polymerase, mycobacterium DNA polymerase (Mtb, Mlep), or mutants, variants or derivatives thereof.

25. The composition of claim 20, wherein the polymerase is a Taq DNA polymerase.
26. The composition of claim 20, wherein the polymerase is a hot-start DNA polymerase.
27. The composition of claim 26, wherein the hot-start polymerase is a chemically modified or an antibody modified hot-start DNA polymerase.
28. The composition of claim 1, wherein the polymerase has reverse transcriptase activity.
29. The composition of claim 1, wherein the polymerase is an RNA polymerase.
30. The composition of claim 1, wherein the zwitterionic compound allows the polymerase to retain the same activity when stored at room temperature for at least two weeks, at least 3 weeks, at least 4 weeks, at least 1 month, at least 2 months, at least 3 months, at least 4 months, at least 5 months, at least 6 months, at least 7 months, at least 8 months, at least 9 months, at least 10 months, at least 11 months, or at least 1 year compared to the activity of the polymerase when stored at a temperature of -20°C for the same time period.
31. The composition of claim 1, wherein the zwitterionic compound is a compound having a structure selected from among:



32. The composition of claim 1, further comprising one or more additional reagents for performing a nucleic acid amplification method.

33. The composition of claim 32, wherein the nucleic acid amplification method is a polymerase chain reaction (PCR) method, a reverse transcription PCR method, or a linear amplification method.

34. The composition of claim 32, wherein the one or more additional reagents comprise a buffering agent, reducing agent, a non-ionic detergent, a salt, at least one dNTP, a primer, or a combination thereof.

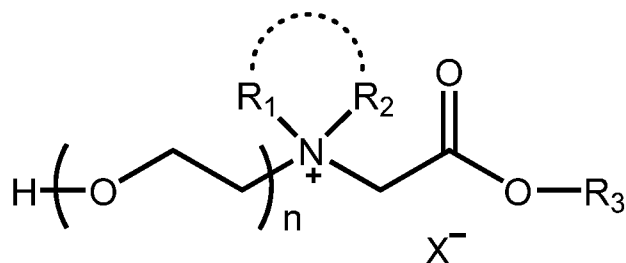
35. The composition of claim 1, wherein the zwitterionic compound is alanyl-glutamine, and wherein the composition further comprises a cationic ester, bovine serum albumin, a polymer and one or more polysaccharides.

36. The composition of claim 35, wherein the one more polysaccharides comprises sucrose and melezitose; the cationic ester is 2-ethoxy-N-(2(2-hydroxyethoxy)ethyl)-N,N-dimethyl-2-oxoethanaminium bromide, and the polymer is PVA.

37. The composition of claim 1, comprising about 0.05-5M alanyl-glutamine, about 0.5-10% sucrose, about 0.5-10% melezitose, about 0.1-1% PVA, and about 1-25 mg/ml 2-ethoxy-N-(2(2-hydroxyethoxy)ethyl)-N,N-dimethyl-2-oxoethanaminium bromide.

38. A liquid composition comprising a polymerase and storage stabilizing agent, wherein the storage stabilizing agent comprises a non-surfactant cationic ester.

39. The composition of claim 38, wherein the cationic ester is a compound having the general structure of formula (IV):



where R_1 is methyl, ethyl, propyl, 2-hydroxyethyl, 2-hydroxypropyl, 3-hydroxypropyl or 2,3-dihydroxypropyl; R_2 is independently methyl, ethyl, propyl, 2-hydroxyethyl, 2-hydroxypropyl, 3-hydroxypropyl or 2,3-dihydroxypropyl; R_1 and R_2 optionally joined to form a 5 or 6 membered ring; R_3 is methyl, ethyl, 1-propyl or 2-propyl; n is an integer from 1 to 16; and X^- is a counter ion.

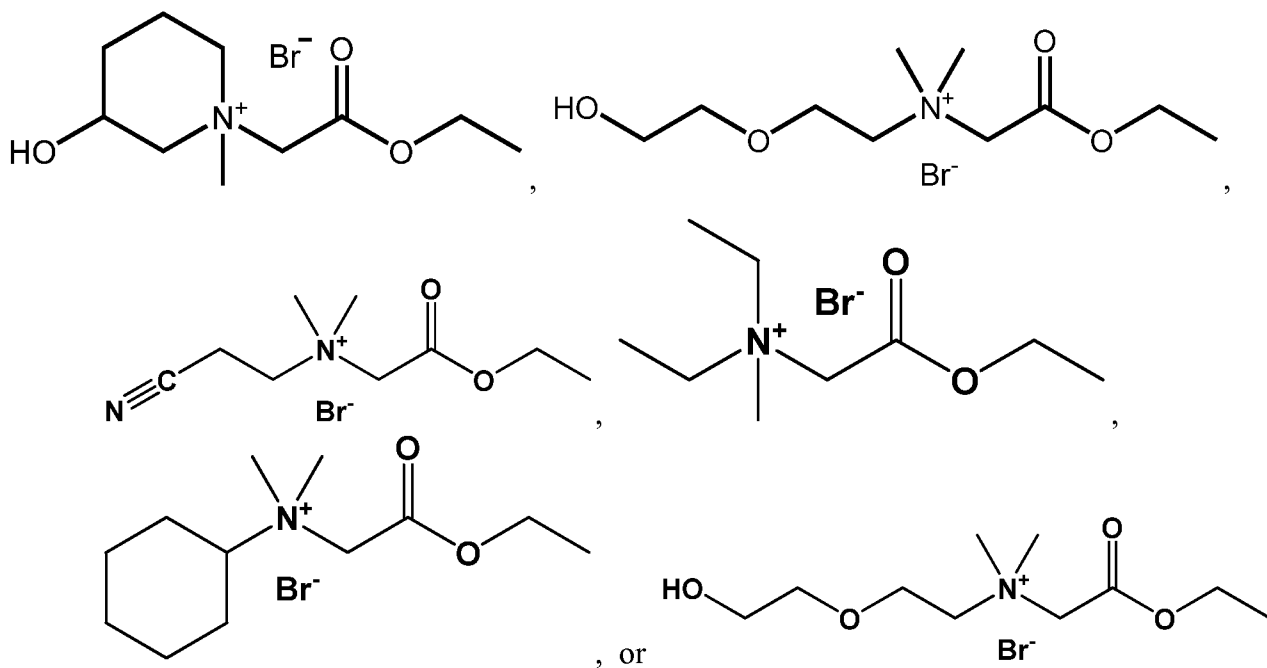
40. The composition of claim 38, wherein the counter ion is selected from among chloride, bromide, iodide, acetate, sulfate, hydrogensulfate, triflate, dicyanamide, methanesulfonate, nitrate, tetrafluoroborate, thiocyanate, tosylate, hexafluorophosphate, or bis(trifluoromethylsulfonyl)imide.

41. The composition of claim 38, wherein the cationic ester is selected from among 2-ethoxy-N-(2(2-hydroxyethoxy)ethyl)-N,N-dimethyl-2-oxoethanaminium bromide, 1-(2-ethoxy-2-oxoethyl)-3-hydroxy-1-methylpiperidinium bromide, 4-(2-ethoxy-2-oxoethyl)-4-methylmorpholin-4-

ium bromide, 1-(2-ethoxy-2-oxoethyl)-1-methylpiperidinium bromide, 1-(2-ethoxy-2-oxoethyl)-1-methylpyrrolidinium bromide, N-(2-cyanoethyl)-2-ethoxy-N,N-dimethyl-2-oxoethanaminium bromide, 2-ethoxy-N,N-diethyl-N-methyl-2-oxoethanaminium bromide, N-(2-ethoxy-2-oxoethyl)-N,N-dimethylcyclohexanaminium bromide, and 2-ethoxy-N-(2-(2-hydroxyethoxy)ethyl)-N,N-dimethyl-2-oxoethanaminium bromide, or a combination thereof.

42. The composition of claim 38, wherein the cationic ester is 2-ethoxy-N-(2-(2-hydroxyethoxy)ethyl)-N,N-dimethyl-2-oxoethanaminium bromide.

43. The composition of claim 38, wherein the cationic ester is a compounds having the structure:



44. The composition of claim 38, wherein the composition further comprises bovine serum albumin.

45. The composition of claim 38, wherein the composition further comprises about 0.1 mg/ml to about 5 mg/ml BSA.

46. The composition of claim 38, wherein the composition further comprises a zwitterionic compound.

47. The composition of claim 46, wherein the zwitterionic compound is alanyl-glutamine.

48. The composition of claim 38, wherein the zwitterionic compound allows the polymerase to retain the same activity when stored at room temperature for at least two weeks, at least 3 weeks, at least 4 weeks, at least 1 month, at least 2 months, at least 3 months, at least 4 months, at least 5 months, at least 6 months, at least 7 months, at least 8 months, at least 9 months, at least 10 months,

at least 11 months, or at least 1 year compared to the activity of the polymerase when stored at a temperature of -20°C for that same time period.

49. The composition of claim 38, further comprising one or more additional reagents for performing a nucleic acid synthesis method.

50. A liquid composition comprising a polymerase and dipeptide zwitterion, wherein the dipeptide zwitterion is alanyl-glutamine.

51. The composition of claim 50, wherein the composition further comprises a zwitterionic compound.

52. The composition of claim 50, wherein the composition further comprises bovine serum albumin.

53. The composition of claim 50, wherein the composition comprises about 0.05-5M alanyl-glutamine, about 0.5-10% sucrose, about 0.5-10% melezitose, about 0.1-1% PVA, and about 25 mg/mL 2-Ethoxy-N-(2-(2-hydroxyethoxy)ethyl)-N,N-dimethyl-2-oxoethanaminium bromide.

54. The composition of claim 50, wherein the zwitterionic compound allows the polymerase to retain the same activity when stored at room temperature for at least two weeks, at least 3 weeks, at least 4 weeks, at least 1 month, at least 2 months, at least 3 months, at least 4 months, at least 5 months, at least 6 months, at least 7 months, at least 8 months, at least 9 months, at least 10 months, at least 11 months, or at least 1 year compared to the activity of the polymerase when stored at a temperature of -20°C for the same time period.

55. The composition of claim 50, further comprising a polysaccharide, a polymer, a buffering agent or any combination thereof.

56. The composition of claim 50, further comprising one or more additional reagents for performing a nucleic acid synthesis method.

57. A liquid composition comprising a polymerase and a cationic imidazolium compound.

58. The composition of claim 57, wherein the cationic imidazolium compound is selected from among 3-(2-hydroxyethyl)-1-methyl-1H-imidazol-3-ium bromide and 1-benzyl-3-butyl-1H-imidazol-3-ium bromide

59. The composition of claim 57, wherein the composition further comprises a cationic ester.

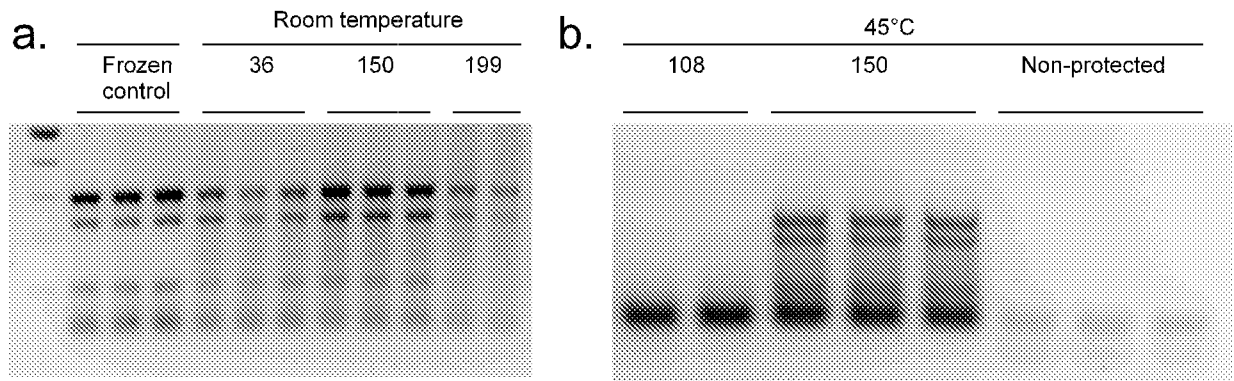
60. The composition of claim 59, wherein the cationic ester is 2-Ethoxy-N-(2-(2-hydroxyethoxy)ethyl)-N,N-dimethyl-2-oxoethanaminium bromide.

61. The composition of claim 57, wherein the composition further comprises a zwitterionic compound.

62. The composition of claim 57, wherein the zwitterionic compound is alanyl-glutamine.

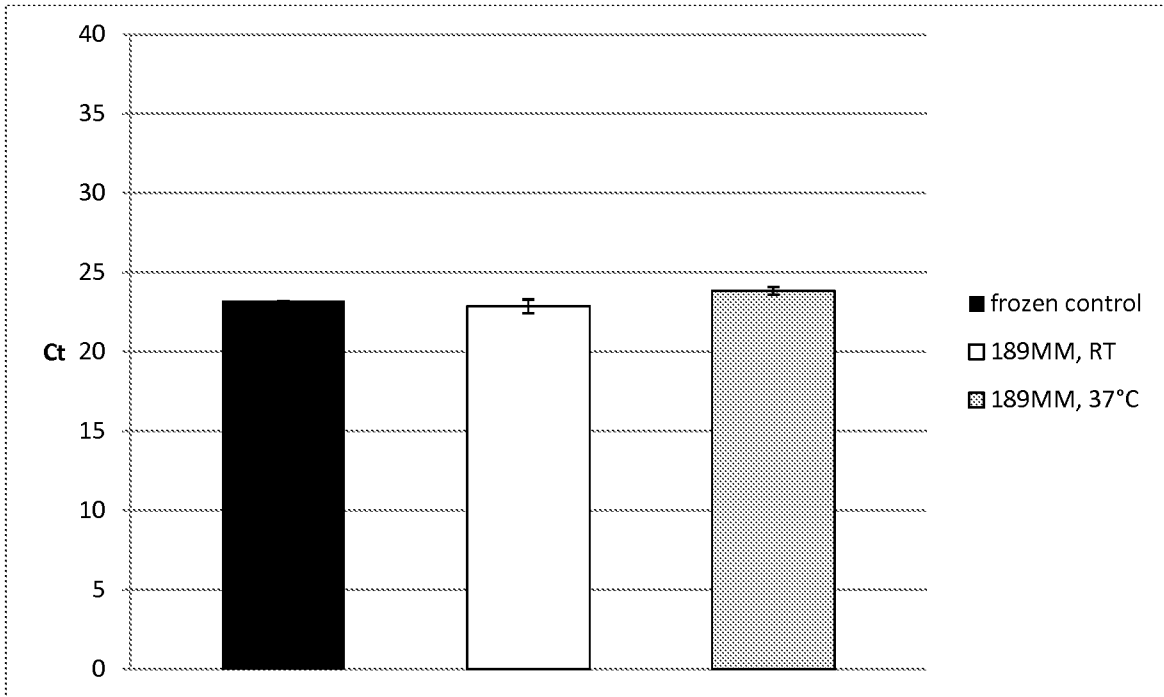
63. The composition of claim 57, wherein the zwitterionic compound allows the polymerase to retain the same activity when stored at room temperature for at least two weeks, at least 3 weeks, at least 4 weeks, at least 1 month, at least 2 months, at least 3 months, at least 4 months, at least 5 months, at least 6 months, at least 7 months, at least 8 months, at least 9 months, at least 10 months, at least 11 months, or at least 1 year compared to the activity of the polymerase when stored at a temperature of -20°C for the same time period.
64. The composition of claim 57, further comprising a polysaccharide, a polymer, a buffering agent or any combination thereof.
65. The composition of claim 57, further comprising one or more additional reagents for performing a nucleic acid synthesis method.

FIG. 1



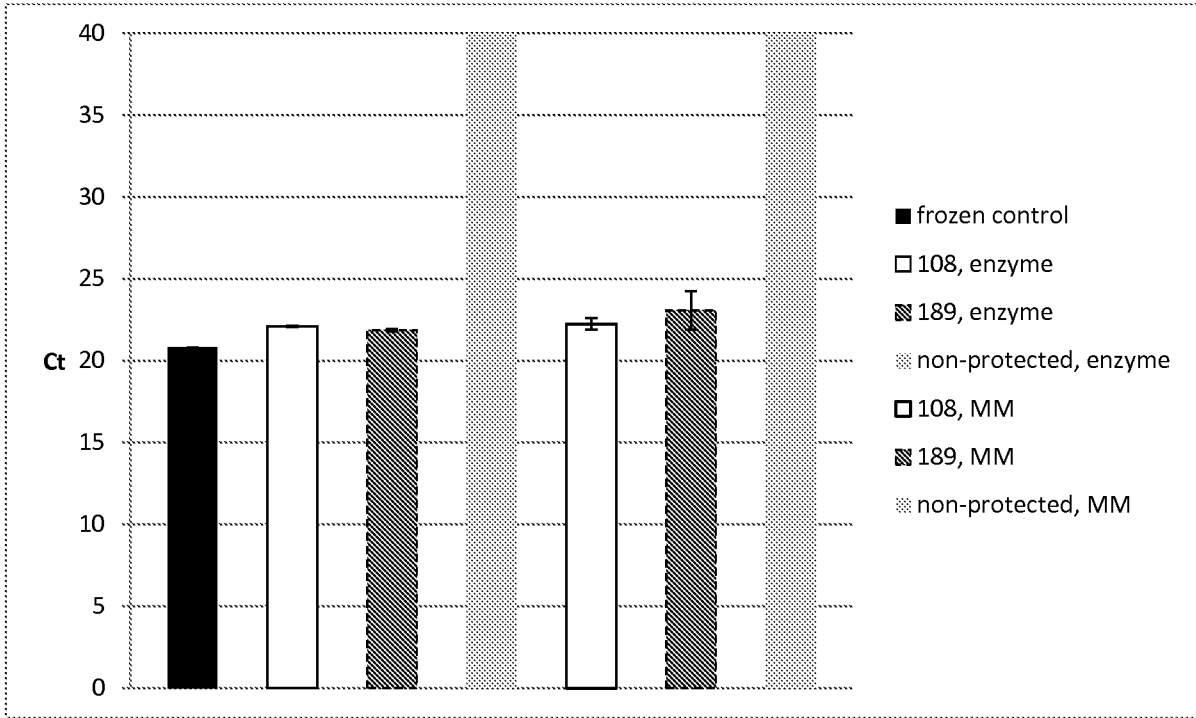
3 week stability of liquid-stabilized Roche FastStart Taq at room temperature and 45°C

FIG. 2

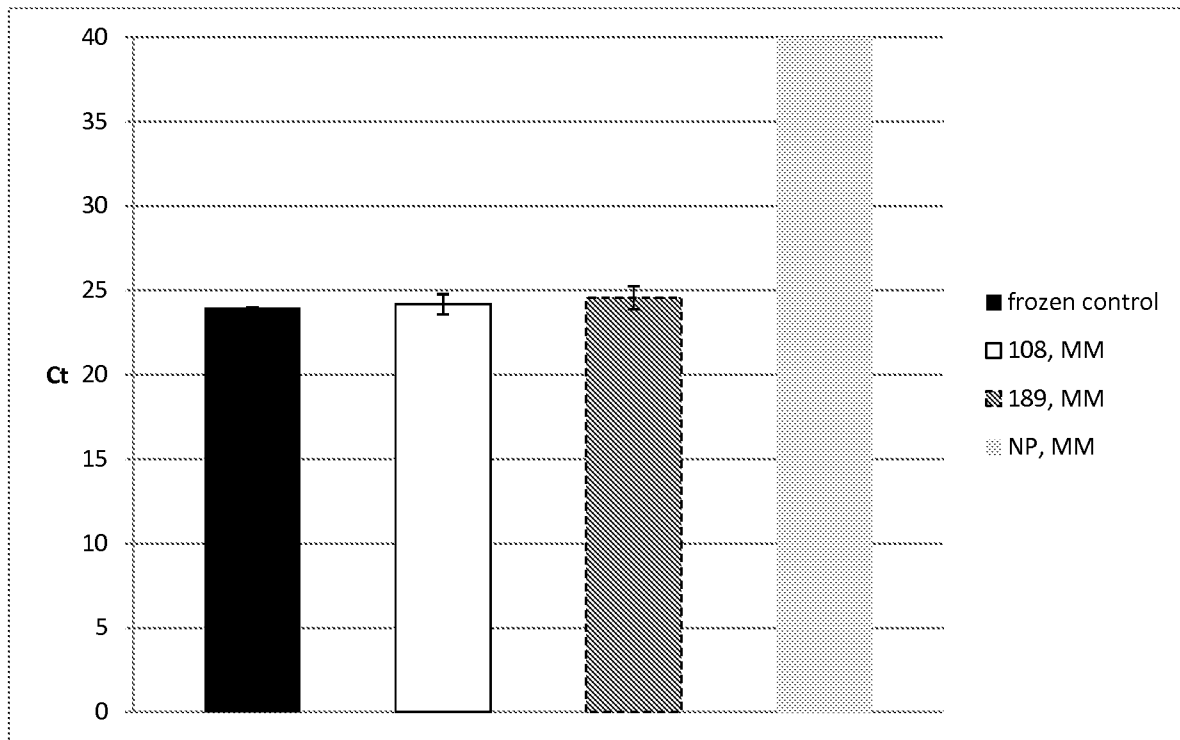


5 day stability of liquid-stabilized Promega GoTaq at room temperature and 37°C

FIG. 3



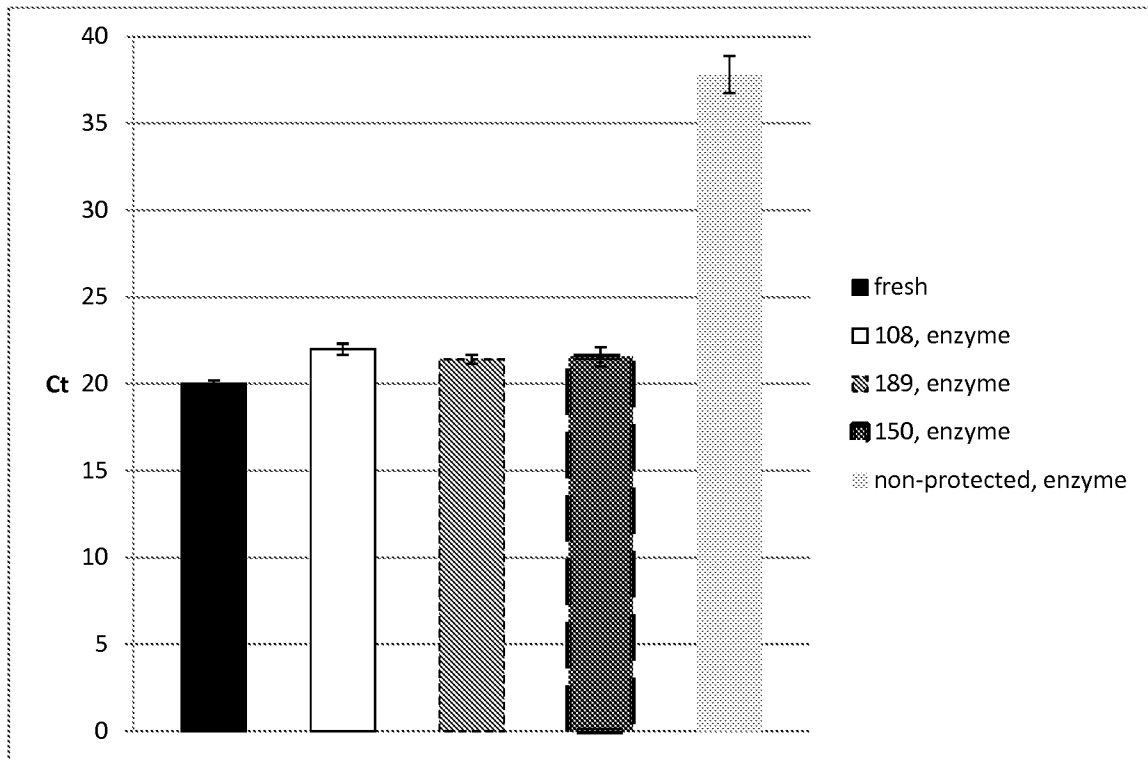
6 week stability of liquid-stabilized Promega GoTaq at room temperature

FIG. 4

3 day stability of liquid-stabilized Promega GoTaq at 45°C

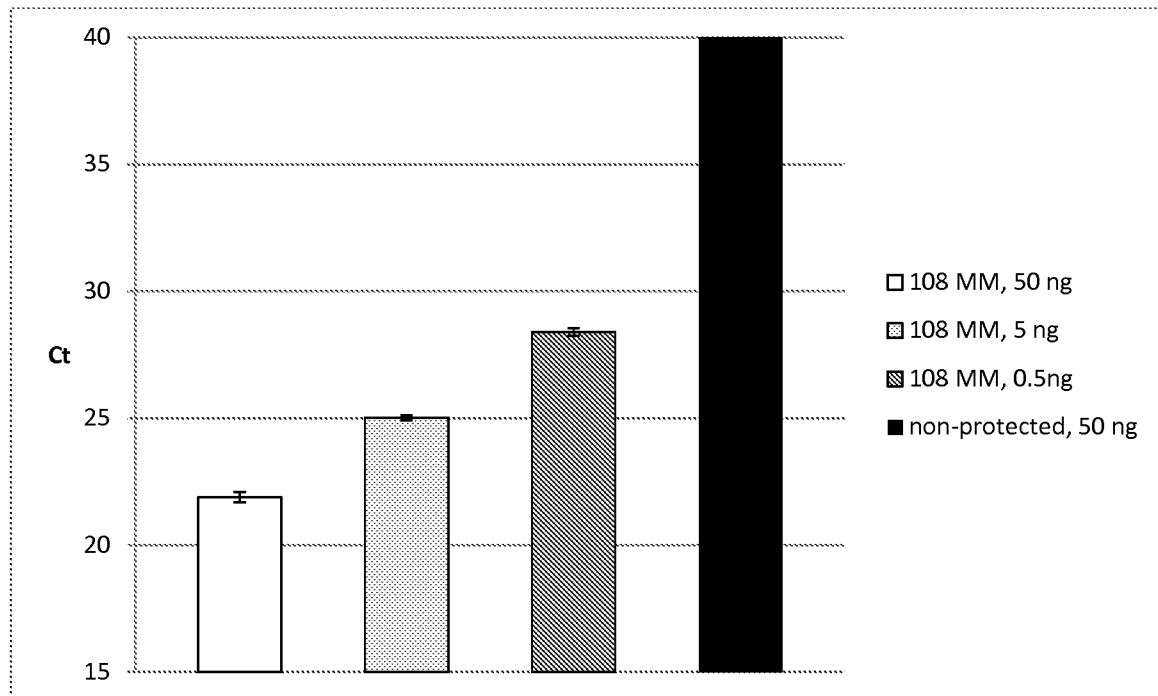
FIG. 5

A.



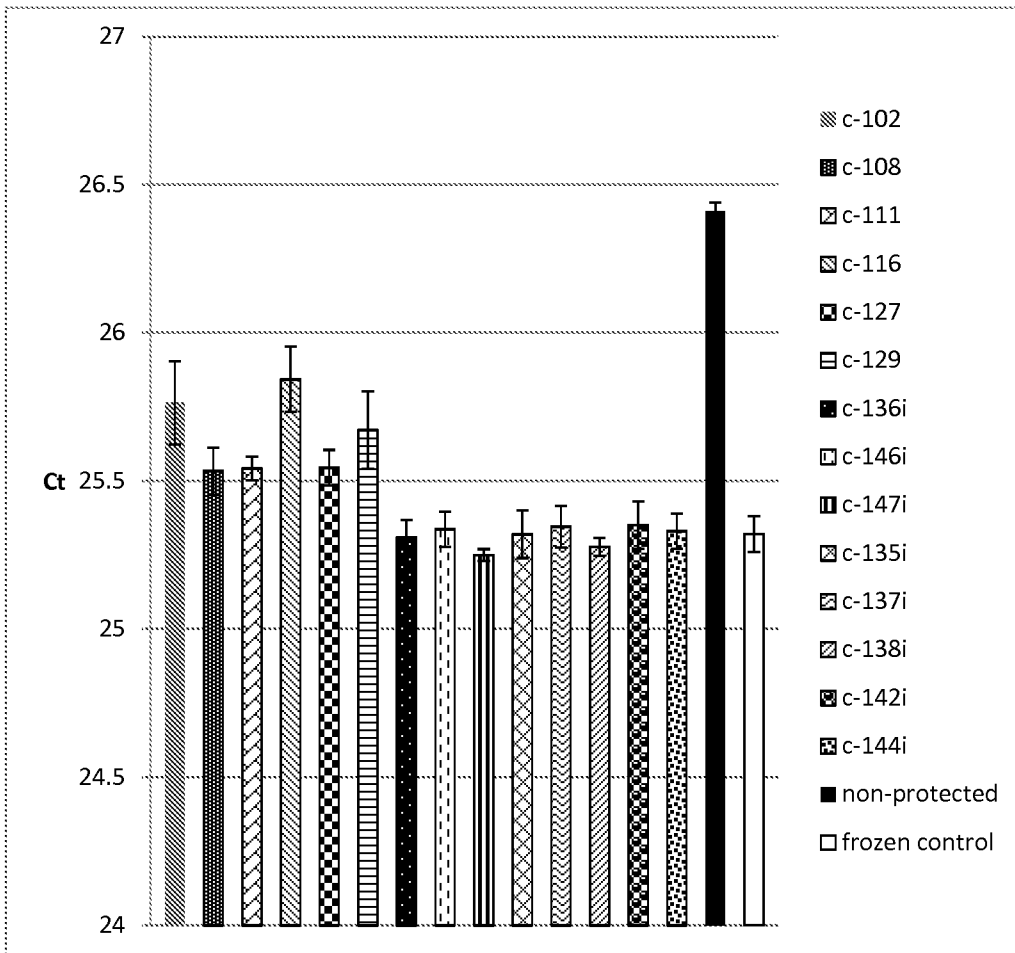
3 week stability of liquid-stabilized Promega GoTaq at 45°C

B.

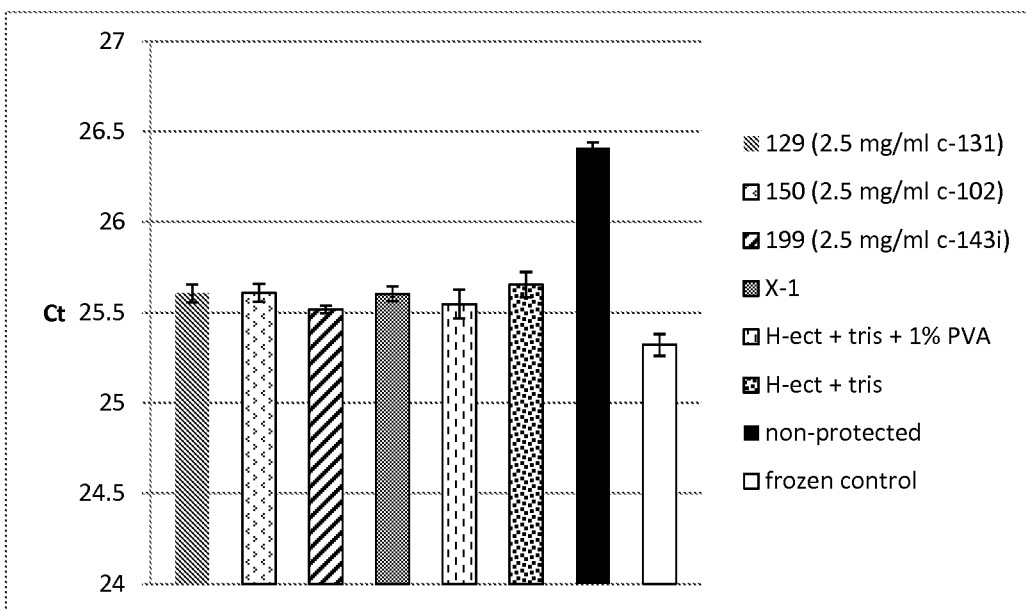


3 week stability of liquid-stabilized Promega GoTaq at 45°C

FIG. 6

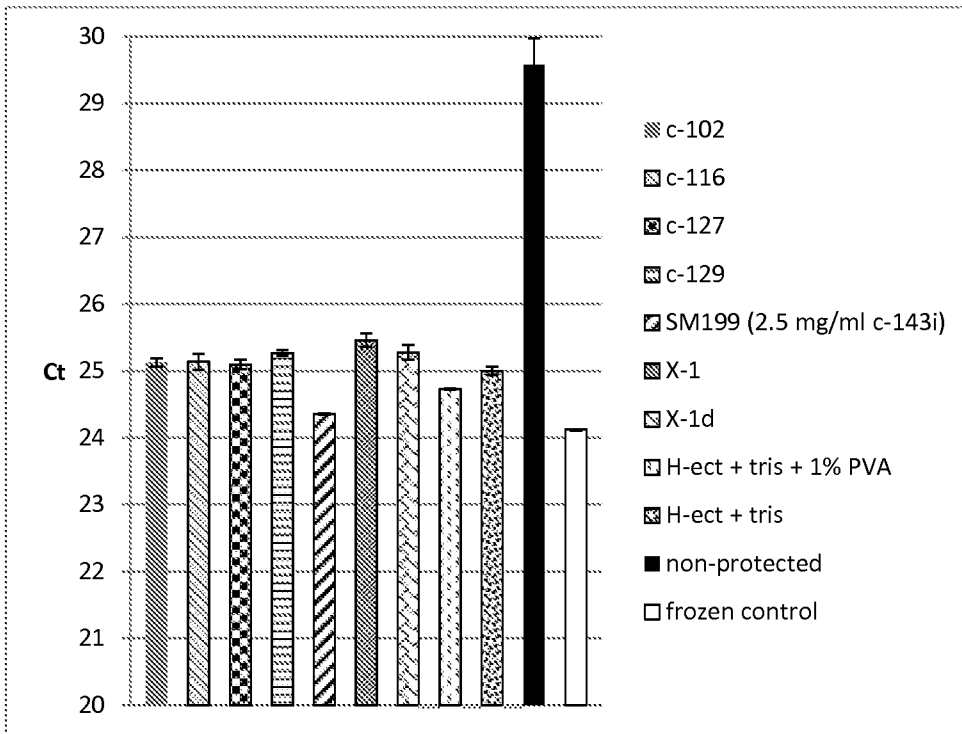


5 day stability of liquid-stabilized Promega GoTaq at 45°C



5 day stability of liquid-stabilized Promega GoTaq at 45°C

FIG. 7



3 day stability of liquid-stabilized Promega GoTaq at 45°C

FIG. 8

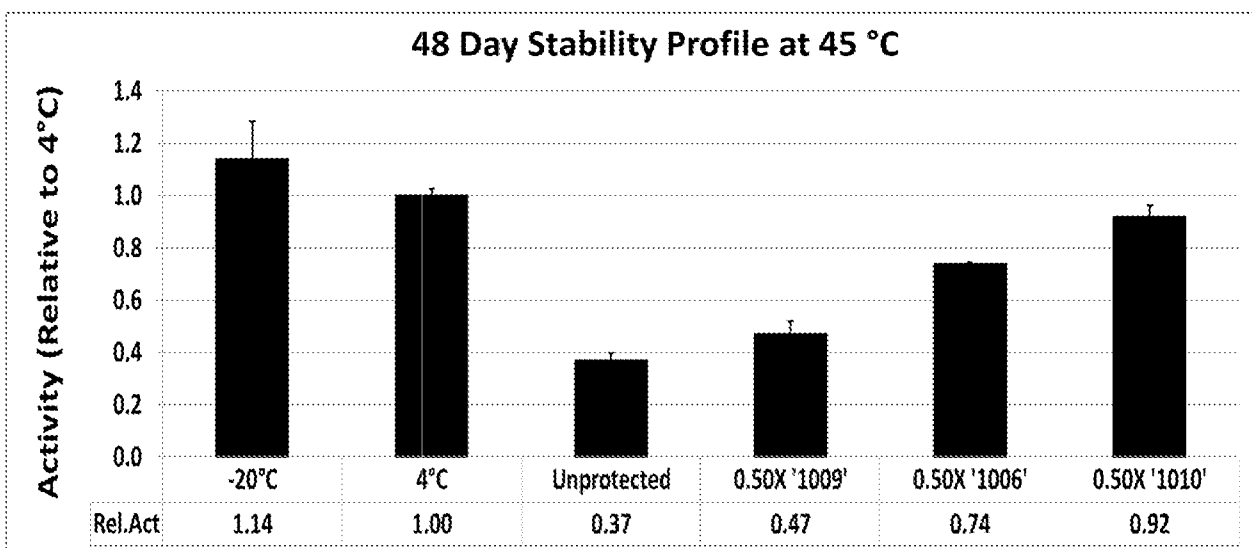


FIG. 9

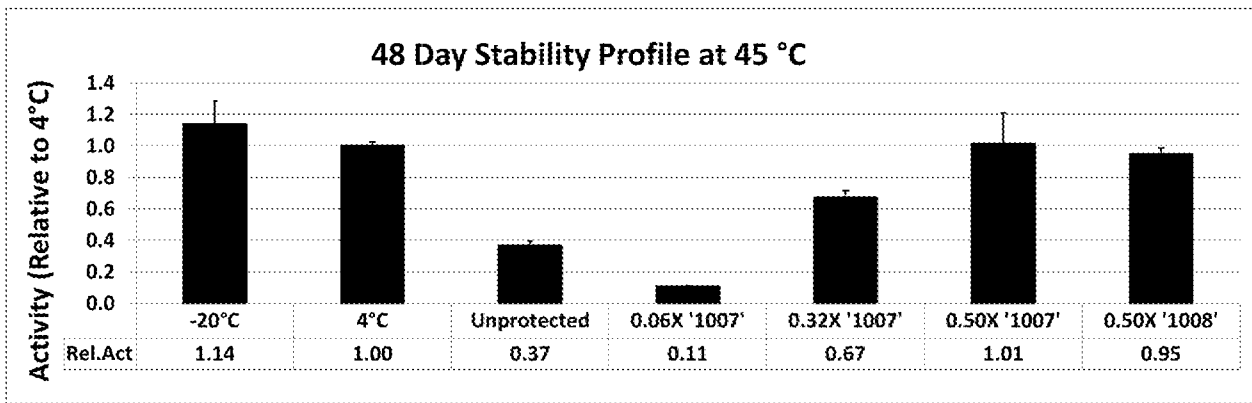


FIG. 10

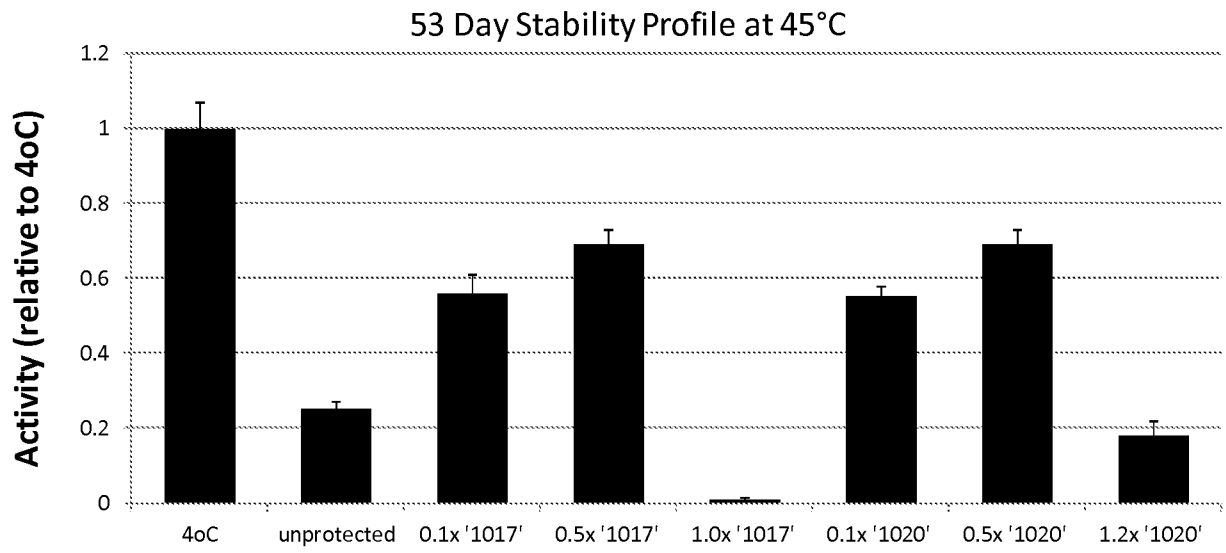


FIG. 11

32 Day Stability Profile at 45°C

