



US00D797372S

(12) **United States Design Patent**
Forti et al.

(10) **Patent No.:** **US D797,372 S**
(45) **Date of Patent:** **** Sep. 12, 2017**

- (54) **RAZOR**
- (71) Applicant: **The Gillette Company**, Boston, MA (US)
- (72) Inventors: **Alexander Stephen Forti**, Dedham, MA (US); **Robert Harold Johnson**, Hingham, MA (US); **Hong Lu**, Newton, MA (US); **Vanessa Christie**, Boston, MA (US); **Thomas Anthony Gernetzke**, Beverly, MA (US); **Michael David Tinstman**, Malden, MA (US); **Benjamin Andrew Bangser**, Los Angeles, CA (US)
- (73) Assignee: **The Gillette Company**, Boston, MA (US)
- (**) Term: **15 Years**
- (21) Appl. No.: **29/573,983**
- (22) Filed: **Aug. 11, 2016**
- (51) **LOC (10) Cl.** **28-03**
- (52) **U.S. Cl.**
USPC **D28/46**
- (58) **Field of Classification Search**
USPC D28/46-48
CPC B26B 21/14-21/38; B26B 21/08; B26B 21/00
See application file for complete search history.

D422,751 S *	4/2000	Gray	D28/47
D438,342 S *	2/2001	Gray	D28/48
D444,267 S *	6/2001	Gray	D28/48
D500,174 S *	12/2004	Gray	D28/48
D500,390 S *	12/2004	Gray	D28/47
D509,321 S *	9/2005	Gray	D28/46
D510,643 S *	10/2005	Gray	D28/48
D515,740 S *	2/2006	Provost	D28/46
D558,398 S *	12/2007	Park	D28/46
D603,556 S *	11/2009	Rhoad	D28/47
D603,557 S *	11/2009	Rhoad	D28/47
D643,977 S *	8/2011	Wonderley	D28/47
D661,425 S *	6/2012	Cataudella	D28/46
D674,552 S *	1/2013	Barrow	D28/48
D695,457 S *	12/2013	Watson	D28/47
D725,824 S *	3/2015	Sims	D28/48
D731,119 S *	6/2015	Daniel	D28/46
D739,980 S *	9/2015	Psimadas	D28/48
D741,009 S *	10/2015	Bruno	D28/47
D766,506 S *	9/2016	Bruno	D28/47
D779,122 S *	2/2017	Dubin	D28/48
D787,125 S *	5/2017	Dubin	D28/48
D787,127 S *	5/2017	Dubin	D28/48

* cited by examiner

Primary Examiner — Jennifer Rivard

(74) *Attorney, Agent, or Firm* — Joanne N. Pappas; Kevin C. Johnson; Steven W. Miller

(57) **CLAIM**

The ornamental design for a razor, as shown and described.

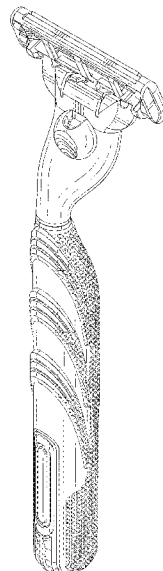
DESCRIPTION

FIG. 1 is a perspective view of a razor of the present invention;
 FIG. 2 is a front view of the razor of FIG. 1;
 FIG. 3 is a back view of the razor of FIG. 1;
 FIG. 4 is a right side view of the razor of FIG. 1;
 FIG. 5 is a left side view of the razor of FIG. 1;
 FIG. 6 is a top view of the razor of FIG. 1; and,
 FIG. 7 is a bottom view of the razor of FIG. 1.

1 Claim, 5 Drawing Sheets

(56) **References Cited**
U.S. PATENT DOCUMENTS

D392,418 S *	3/1998	Gray	D28/48
D396,129 S *	7/1998	Gray	D28/46
D397,512 S *	8/1998	Gray	D28/48
D404,527 S *	1/1999	Gray	D28/48
D406,393 S *	3/1999	Gray	D28/48
D407,849 S *	4/1999	Gray	D28/47



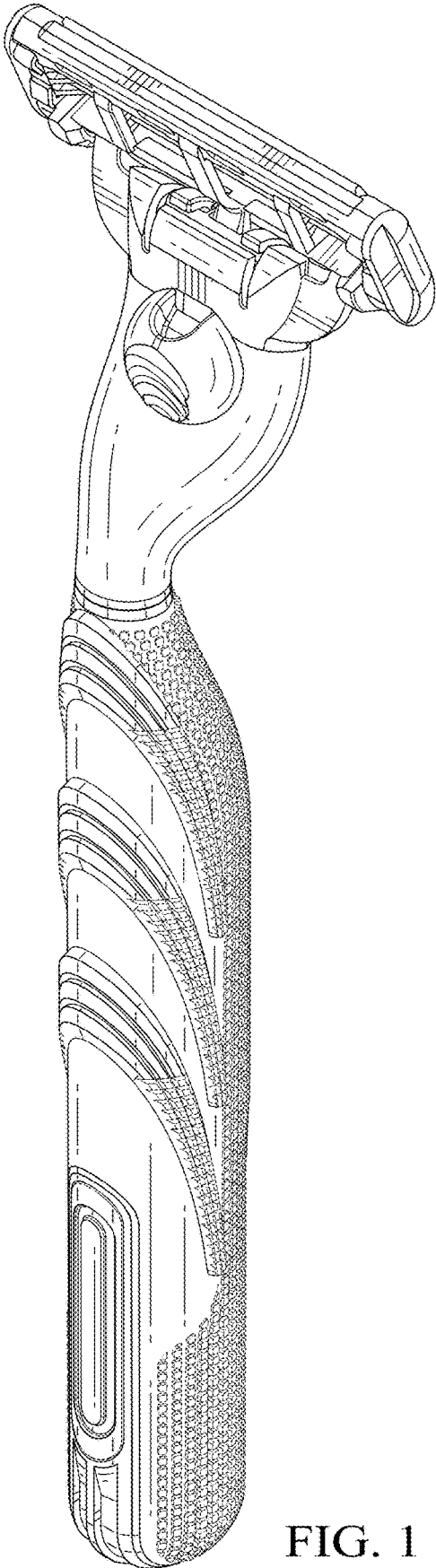


FIG. 1

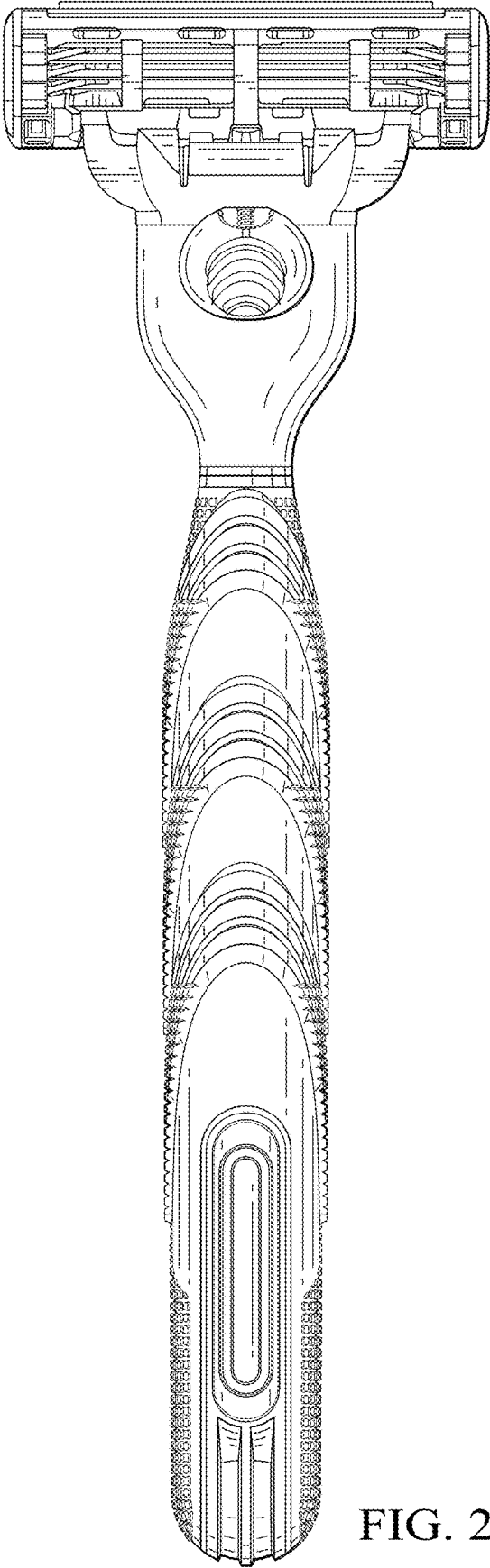


FIG. 2

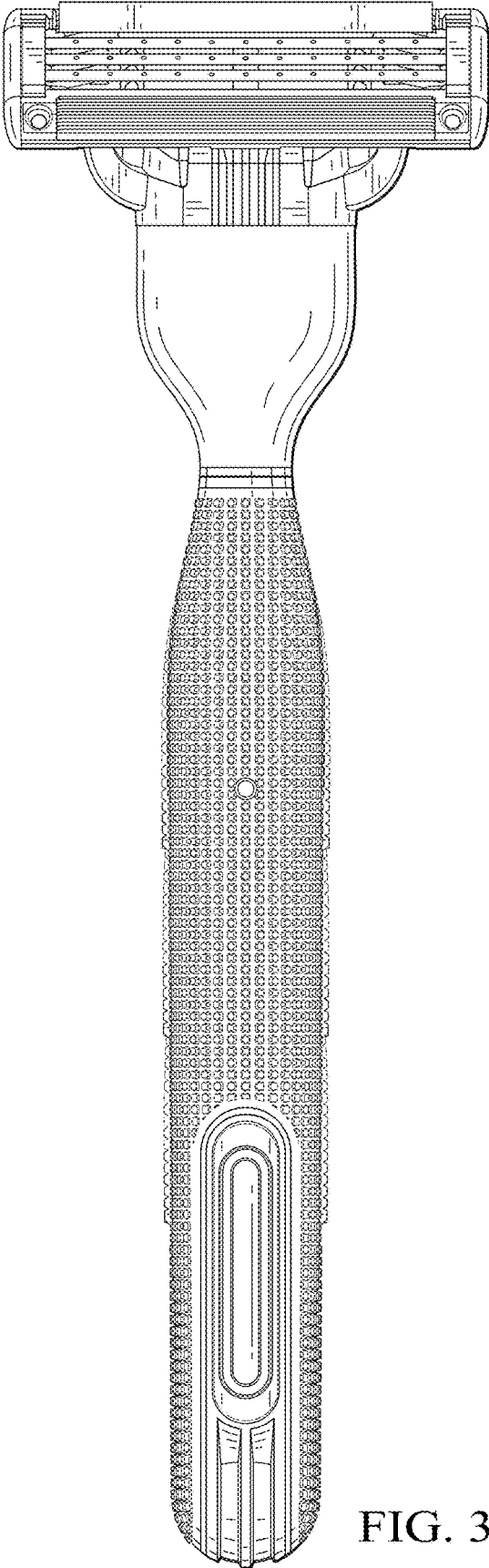


FIG. 3

FIG. 4

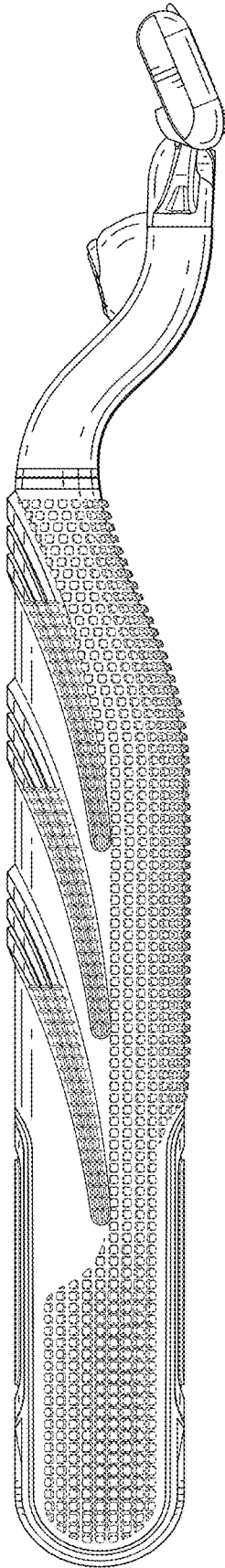
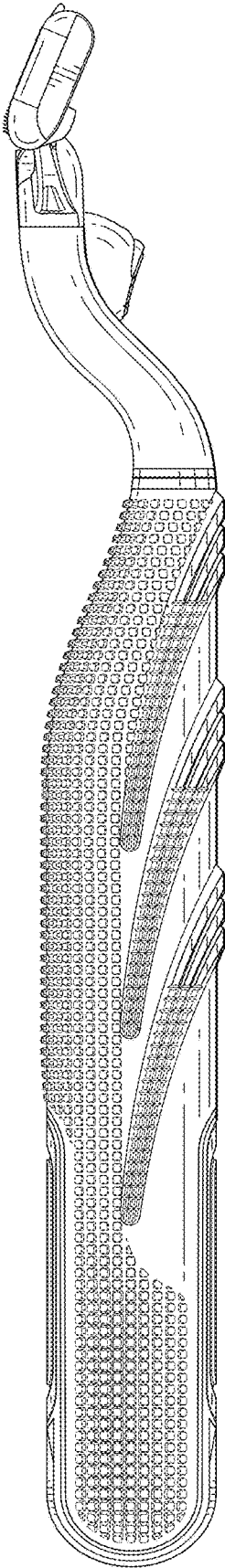


FIG. 5



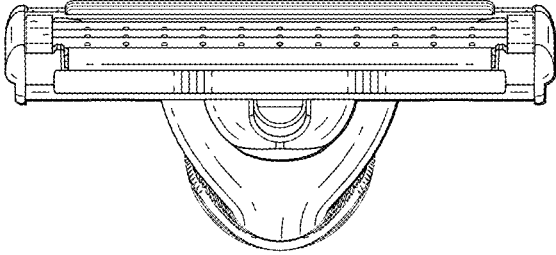


FIG. 6

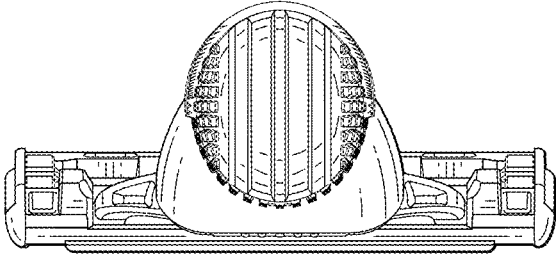


FIG. 7