



US00D527226S

(12) **United States Design Patent**
Maldonado

(10) **Patent No.:** **US D527,226 S**

(45) **Date of Patent:** **** Aug. 29, 2006**

(54) **SOFTSIDE COOLER**

(75) Inventor: **John Maldonado**, Katy, TX (US)

(73) Assignee: **Igloo Products Corp.**, Houston, TX (US)

(**) Term: **14 Years**

(21) Appl. No.: **29/207,768**

(22) Filed: **Jun. 17, 2004**

(51) **LOC (8) Cl.** **07-01**

(52) **U.S. Cl.** **D7/607**

(58) **Field of Classification Search** D7/605-608,
D7/709, 710; D3/273, 276, 283-287, 289;
220/915.2, 592.2, 592.24, 592.25, 915.1;
62/457.1-457.7, 371, 372; 383/97, 110, 113
See application file for complete search history.

(56) **References Cited**

U.S. PATENT DOCUMENTS

2,960,136	A	*	11/1960	Ziff	383/110
3,139,179	A	*	6/1964	Cadotte	206/549
D359,200	S	*	6/1995	Gowin	D7/606
D412,269	S	*	7/1999	Wyant	D7/709
D414,379	S	*	9/1999	Haberkorn	D7/607
D431,755	S	*	10/2000	Worley et al.	D7/607
6,234,677	B1		5/2001	Mogil	383/110
6,238,091	B1		5/2001	Mogil	383/110
6,247,328	B1		6/2001	Mogil	62/457.2
6,644,063	B1		11/2003	Mogil	62/457.2

OTHER PUBLICATIONS

“Igloo Times—Updating a Timeless Concept”, 2003 Product Catalog, © 2002 Igloo Products Corp.

* cited by examiner

Primary Examiner—Terry A. Wallace

(74) *Attorney, Agent, or Firm*—Howrey LLP

(57) **CLAIM**

The ornamental design for a softside cooler, as shown and described.

DESCRIPTION

FIG. 1 is a front and right side perspective view of the softside cooler of an embodiment of the present invention, illustrating the softside cooler in a closed position;

FIG. 2 shows a front view of the softside cooler of FIG. 1 in a closed position;

FIG. 3 shows a back view of the softside cooler in a closed position;

FIG. 4 shows a right side view of the softside cooler of FIG. 1 in a closed position;

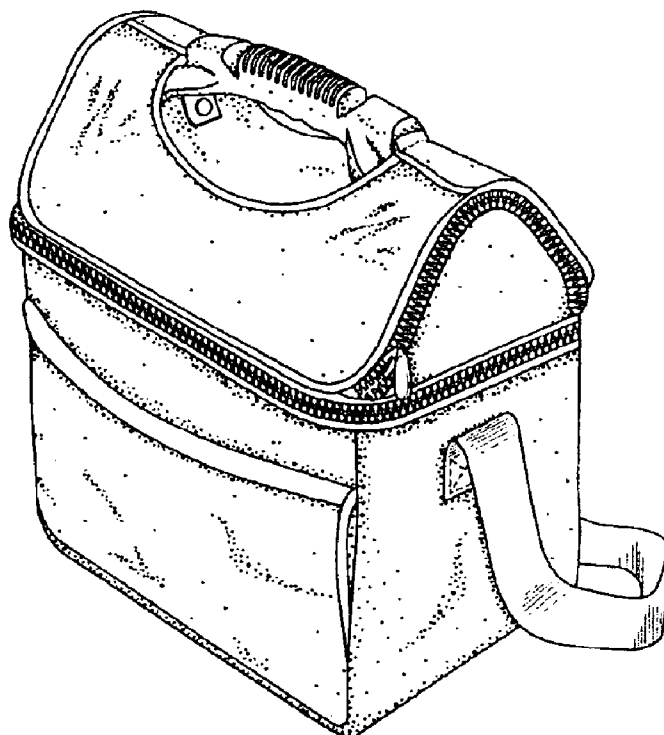
FIG. 5 shows a left side view of the softside cooler of FIG. 1 in a closed position;

FIG. 6 shows a top view of the softside cooler of FIG. 1 in a closed position;

FIG. 7 shows a bottom view of the softside cooler of FIG. 1 in a closed position; and,

FIG. 8 is a front and right side perspective view of an embodiment of the softside cooler of FIG. 1 of the present invention, illustrating the softside cooler in an open position.

1 Claim, 4 Drawing Sheets



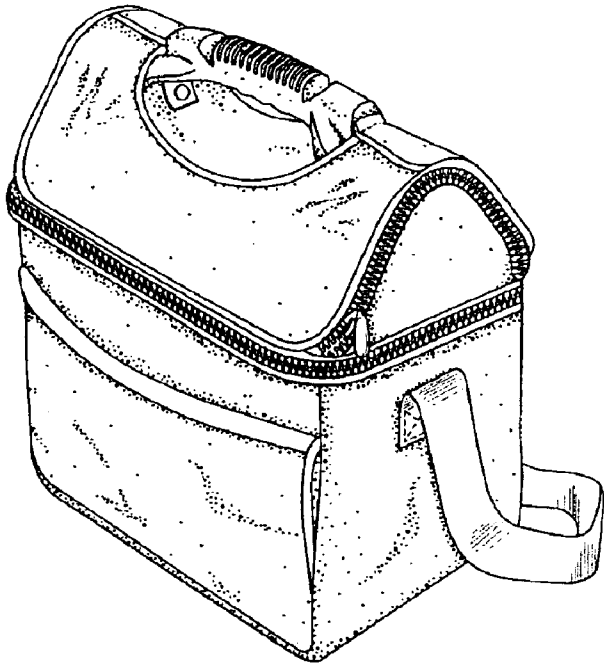


Figure 1

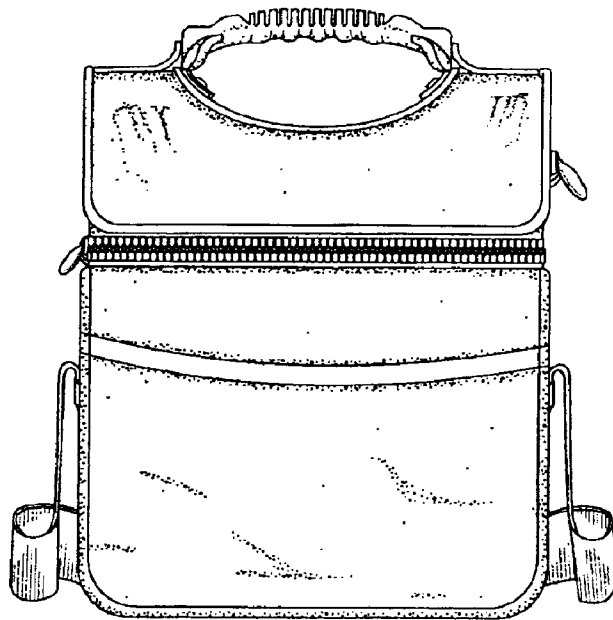


Figure 2

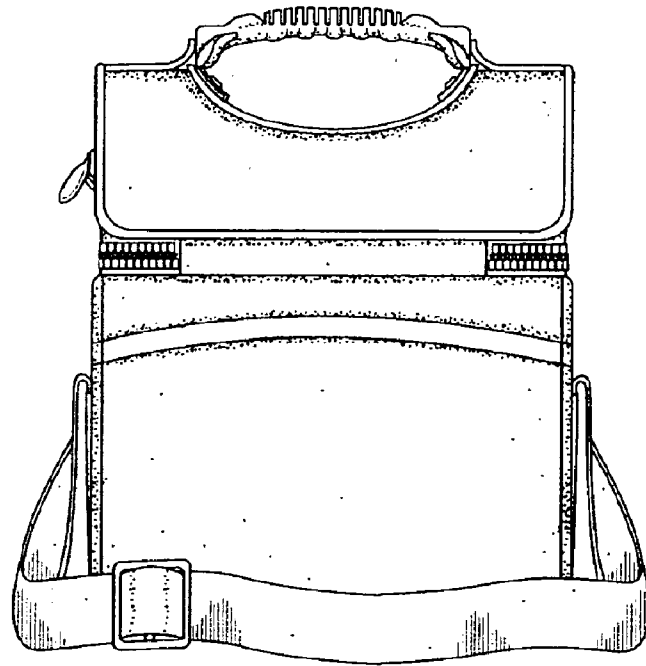


Figure 3

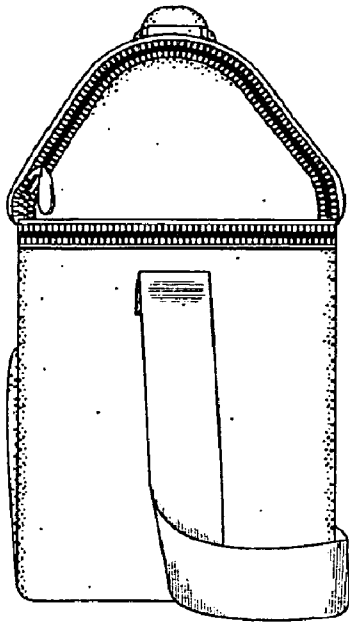


Figure 4

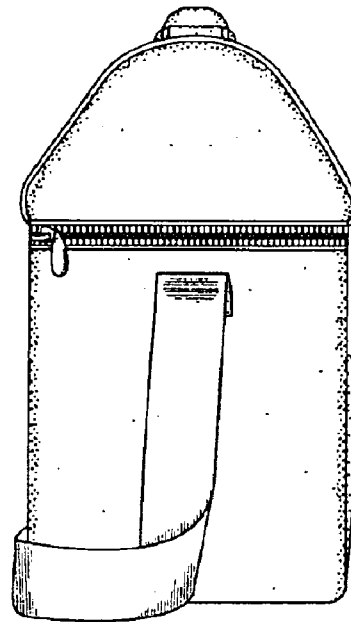


Figure 5

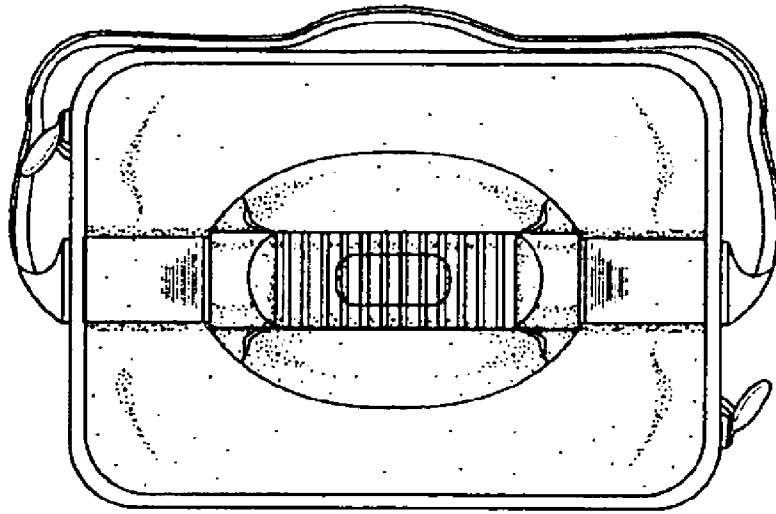


Figure 6

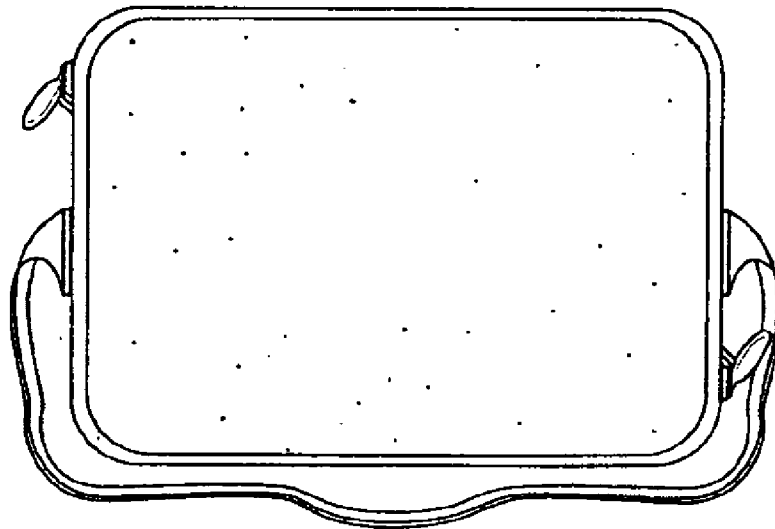


Figure 7

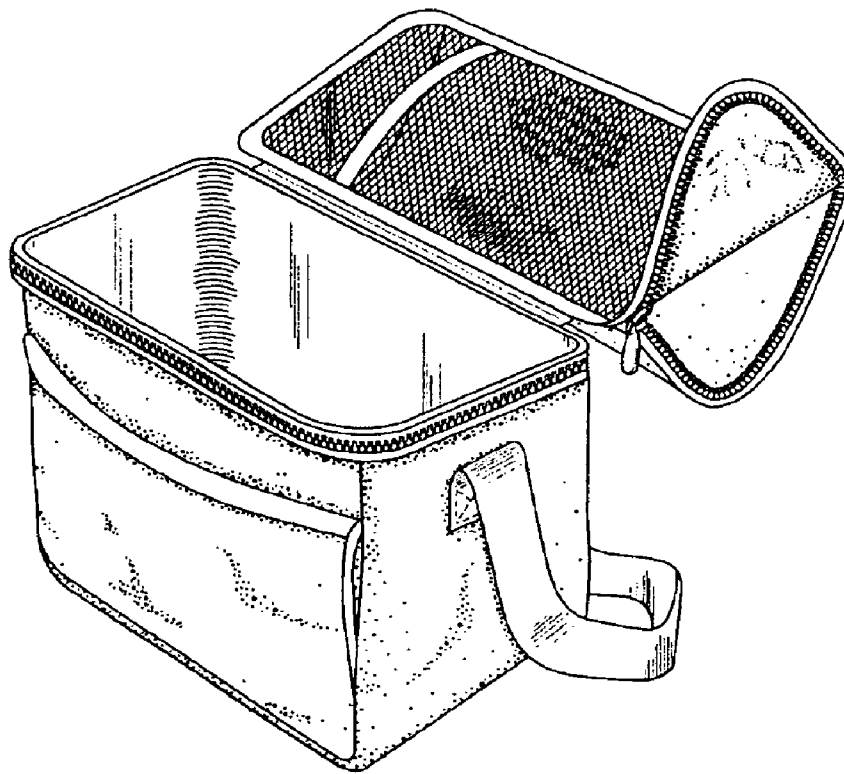


Figure 8