

United States Patent [19]

Clouse et al.

[11] Patent Number: Des. 319,836

[45] Date of Patent: ** Sep. 10, 1991

[54] **DRUMSTICK HOLDER**

[76] Inventors: **Thomas J. Clouse**, 1399 10th St. NW., Apt. 203, New Brighton, Minn. 55112; **Boyd R. Perttu**, 10130 Hwy. 65 NE., Blaine, Minn. 55434

[**] Term: **14 Years**

[21] Appl. No.: **362,592**

[22] Filed: **Jun. 7, 1989**

[52] U.S. Cl. **D17/22; 84/329; D8/373; D8/349**

[58] Field of Search **D17/22, 99; D21/64; D8/373, 376, 349; 84/329, 421, 422.4; 248/296, 314**

[56] **References Cited**

U.S. PATENT DOCUMENTS

D. 265,877 8/1982 Hardy D17/22
905,944 12/1908 Southard 248/314

3,128,664 4/1964 Bango 84/329
3,159,366 12/1964 Knight 248/314
4,531,443 7/1985 Gillis, Jr. 84/329
4,852,844 8/1989 Villaveces 248/314

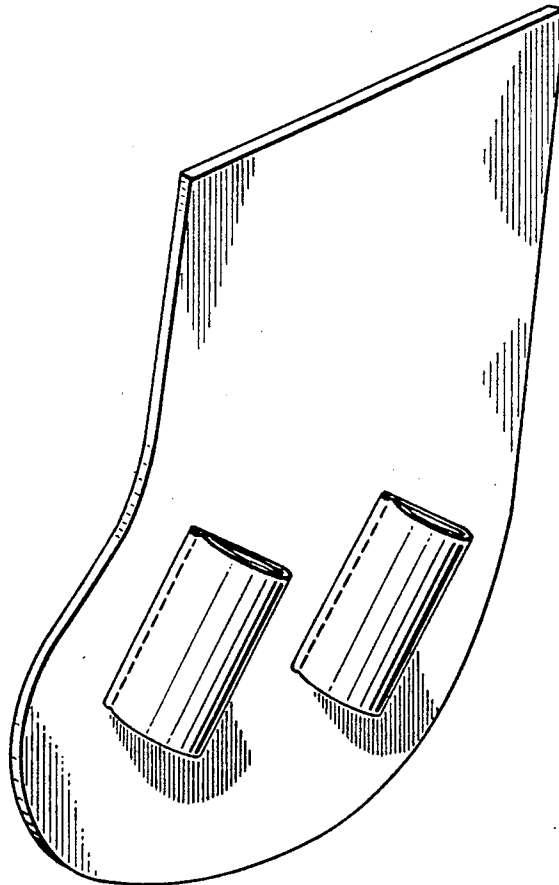
Primary Examiner—Bernard Ansher
Assistant Examiner—Adir Aronovich
Attorney, Agent, or Firm—Moore & Hansen

[57] **CLAIM**

The ornamental design for a drumstick holder, as shown.

DESCRIPTION

FIG. 1 is a front perspective view of a drumstick holder showing our new design;
FIG. 2 is a front elevational view thereof;
FIG. 3 is a rear elevational view thereof;
FIG. 4 is a left side elevational view thereof;
FIG. 5 is a right side elevational view thereof;
FIG. 6 is a top plan view thereof; and
FIG. 7 is a bottom plan view thereof.



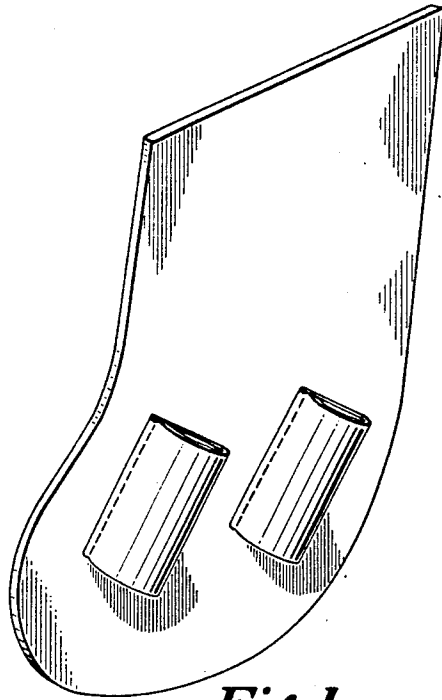


Fig 1

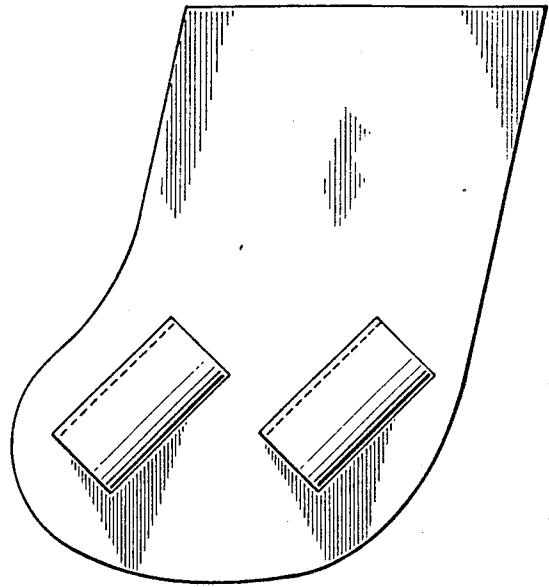


Fig 2

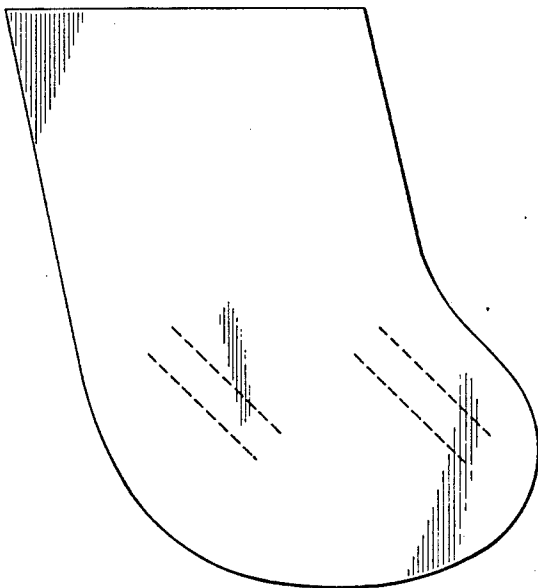


Fig 3



Fig 4



Fig 5



Fig 6



Fig 7