



US00D425423S

United States Patent [19]

[11] Patent Number: Des. 425,423

Mengeu et al.

[45] Date of Patent: ** May 23, 2000

[54] COMBINED CONTAINER AND CLOSURE

[57] CLAIM

[75] Inventors: Gary L. Mengeu; Scott A. Hand, both of Wheeling, W. Va.

The ornamental design for a combined container and closure, as shown and described.

[73] Assignee: RXI Plastics, Inc., Triadelphia, W. Va.

DESCRIPTION

[**] Term: 14 Years

FIG. 1 is a perspective view of the combined container and closure showing our new design;

[21] Appl. No.: 29/109,426

FIG. 2 is a side elevation view of the combined container and closure, the opposite side elevation being a mirror image thereof;

[22] Filed: Aug. 13, 1999

FIG. 3 is a side elevation view of the combined container and closure taken at 90° from FIG. 2, the opposite side elevation being a mirror image thereof;

[51] LOC (7) Cl. 09-01

[52] U.S. Cl. D9/503; D9/520; D9/538

[58] Field of Search D9/503, 500, 502, D9/504, 538, 557, 520, 539; 215/382, 383, 384

FIG. 4 is a top plan view of the combined container and closure;

FIG. 5 is a bottom plan view of the combined container and closure;

[56] References Cited

U.S. PATENT DOCUMENTS

D. 35,412	12/1901	Lorenz .	
D. 226,176	1/1973	Bysted et al.	D9/500
D. 228,879	10/1973	Plummer .	
D. 229,168	11/1973	Silfang	D9/539
D. 231,773	6/1974	Mascia	D9/500
D. 236,433	8/1975	Strand .	
D. 274,218	6/1984	Aramaki .	
D. 333,268	2/1993	Arlinghaus et al.	D9/538
D. 345,695	4/1994	Frazer et al. .	
D. 345,696	4/1994	Wilkinson et al. .	
D. 398,236	9/1998	Huang	D9/502
D. 405,372	2/1999	Yucknut	D9/504
4,907,709	3/1990	Abe et al. .	
5,383,558	1/1995	Wilkinson et al. .	
5,489,036	2/1996	Arkins .	

FIG. 6 is a exploded side elevation view similar to that of FIG. 2, the opposite exploded side elevation being a mirror image thereof except for the continuous screw threading on the neck of the container;

FIG. 7 is an exploded isometric view of the combined container and closure;

FIG. 8 is a bottom plan view looking upward into the closure;

FIG. 9 is a top plan view of the container with the closure removed; and,

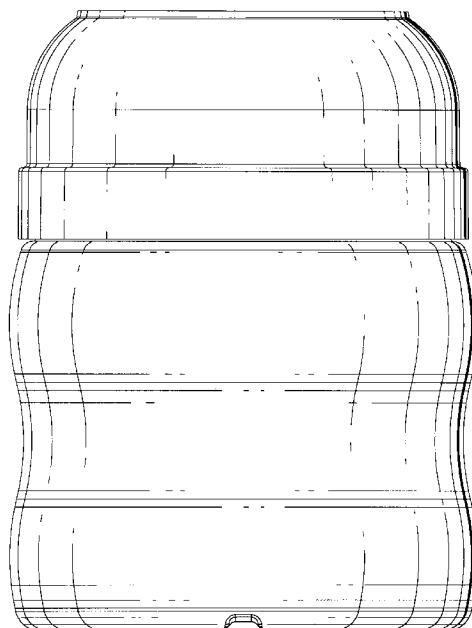
FIG. 10 is a cross sectional view through the closure.

The closure is shown separately in FIGS. 8 and 10 and the container is shown separately in FIG. 9 for clarity of illustration.

The portions of the closure that are not shown in the drawings or described in the specification do not form part of the claim design.

Primary Examiner—Lucy Lieberman
Attorney, Agent, or Firm—Richard V. Westerhoff; Eckert Seamans Cherin & Mellott, LLC

1 Claim, 8 Drawing Sheets



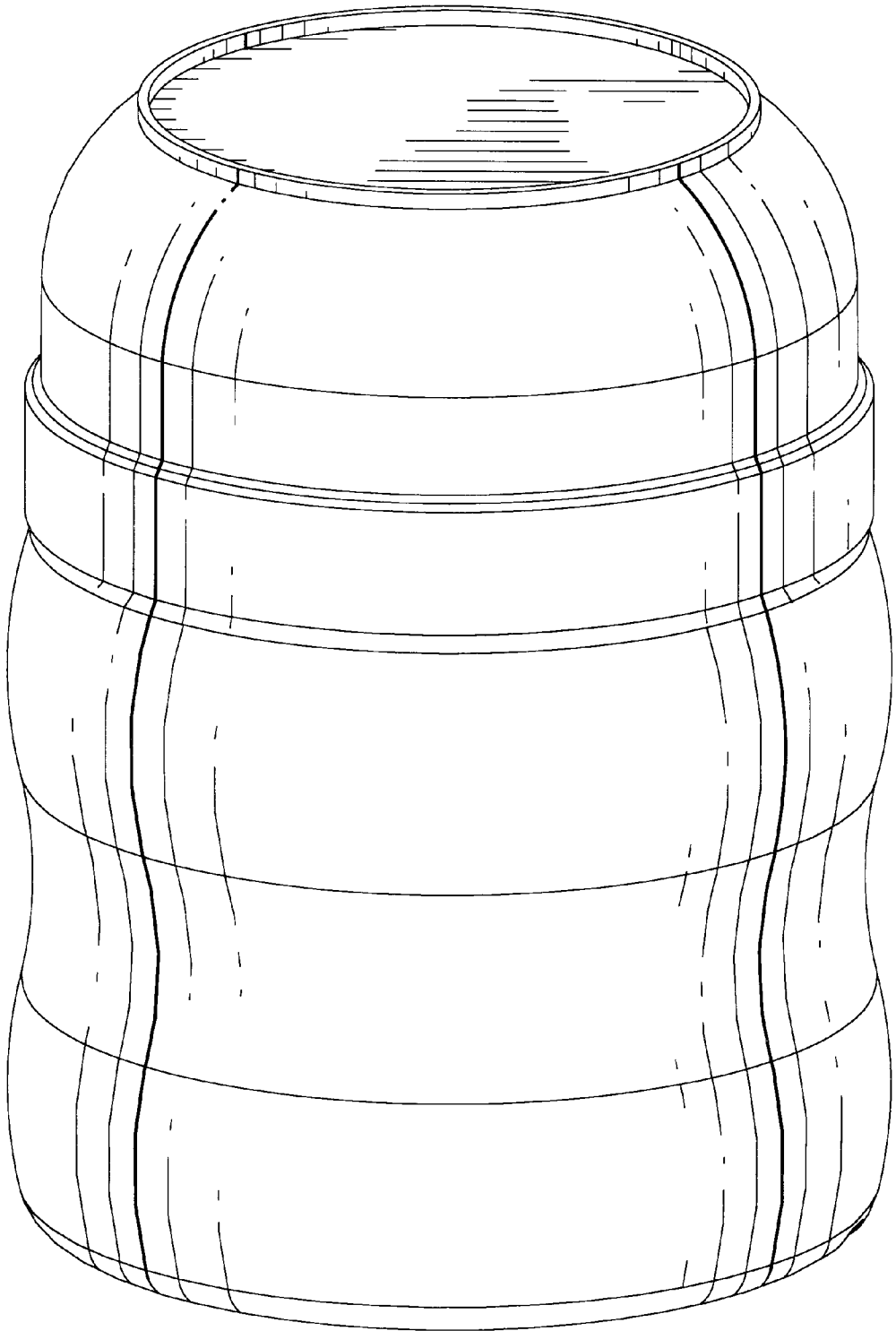


FIG. 1

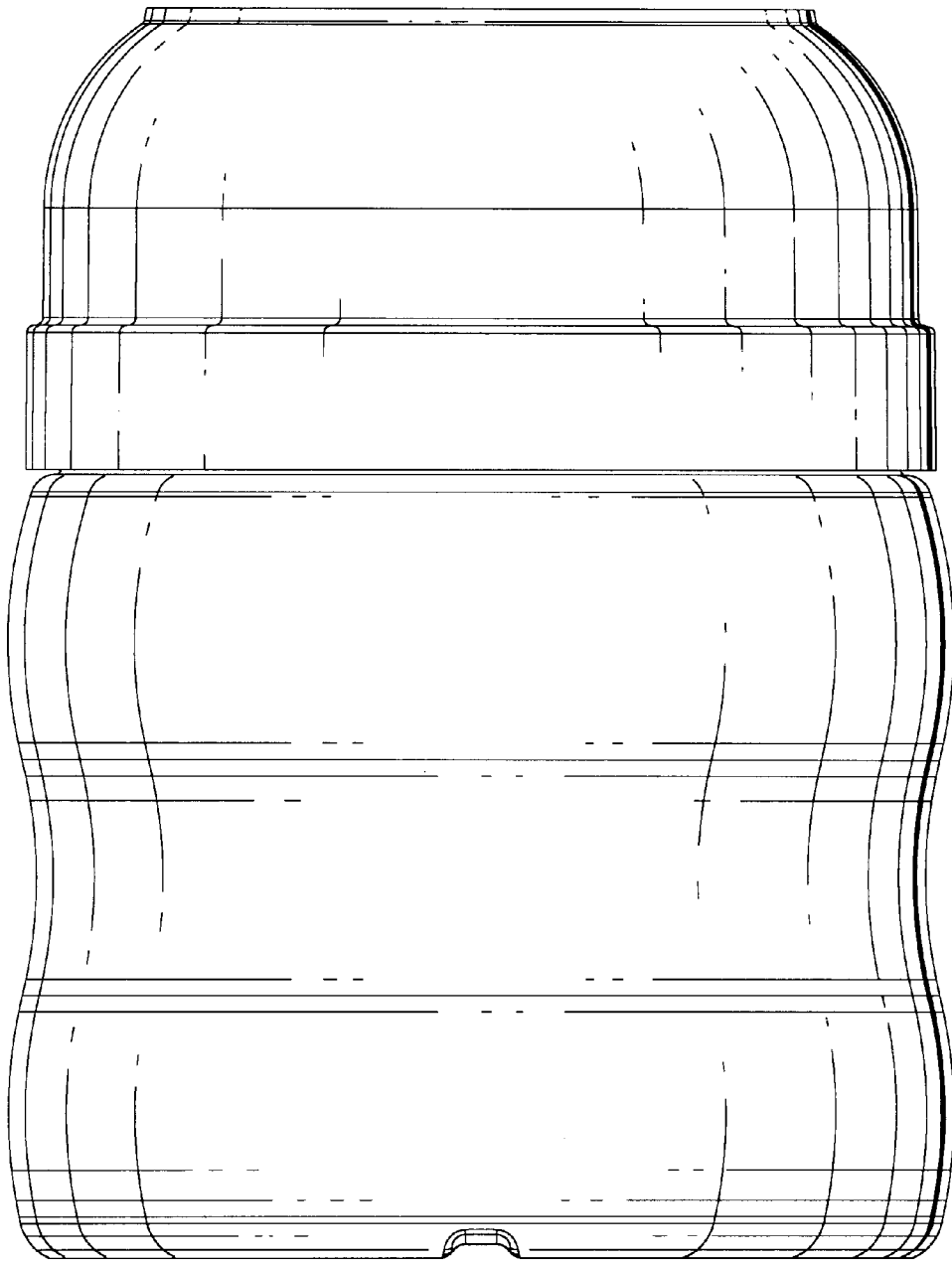


FIG. 2




FIG. 3

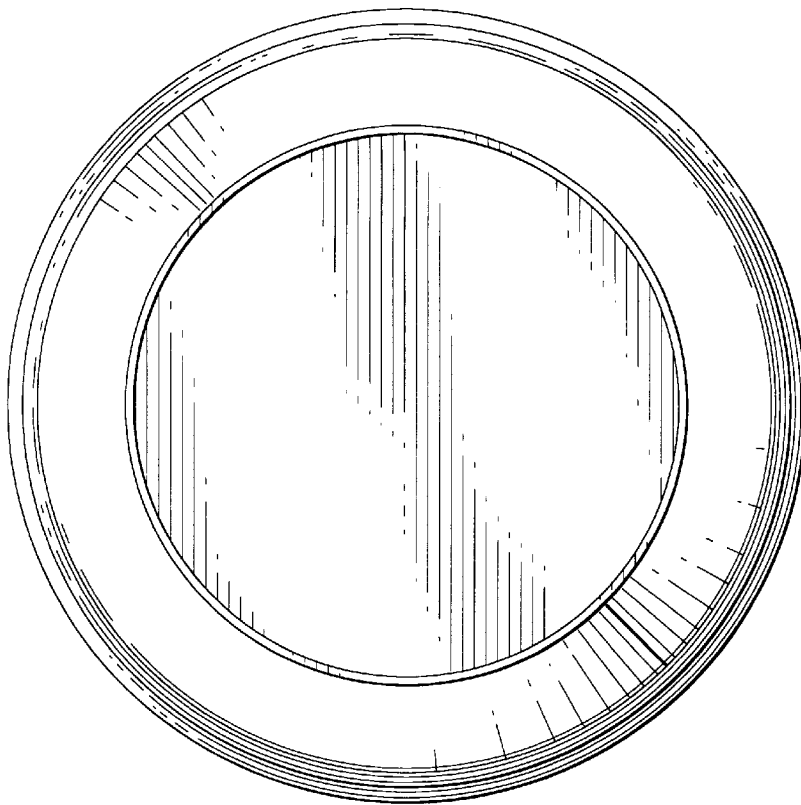



FIG. 4

FIG. 5



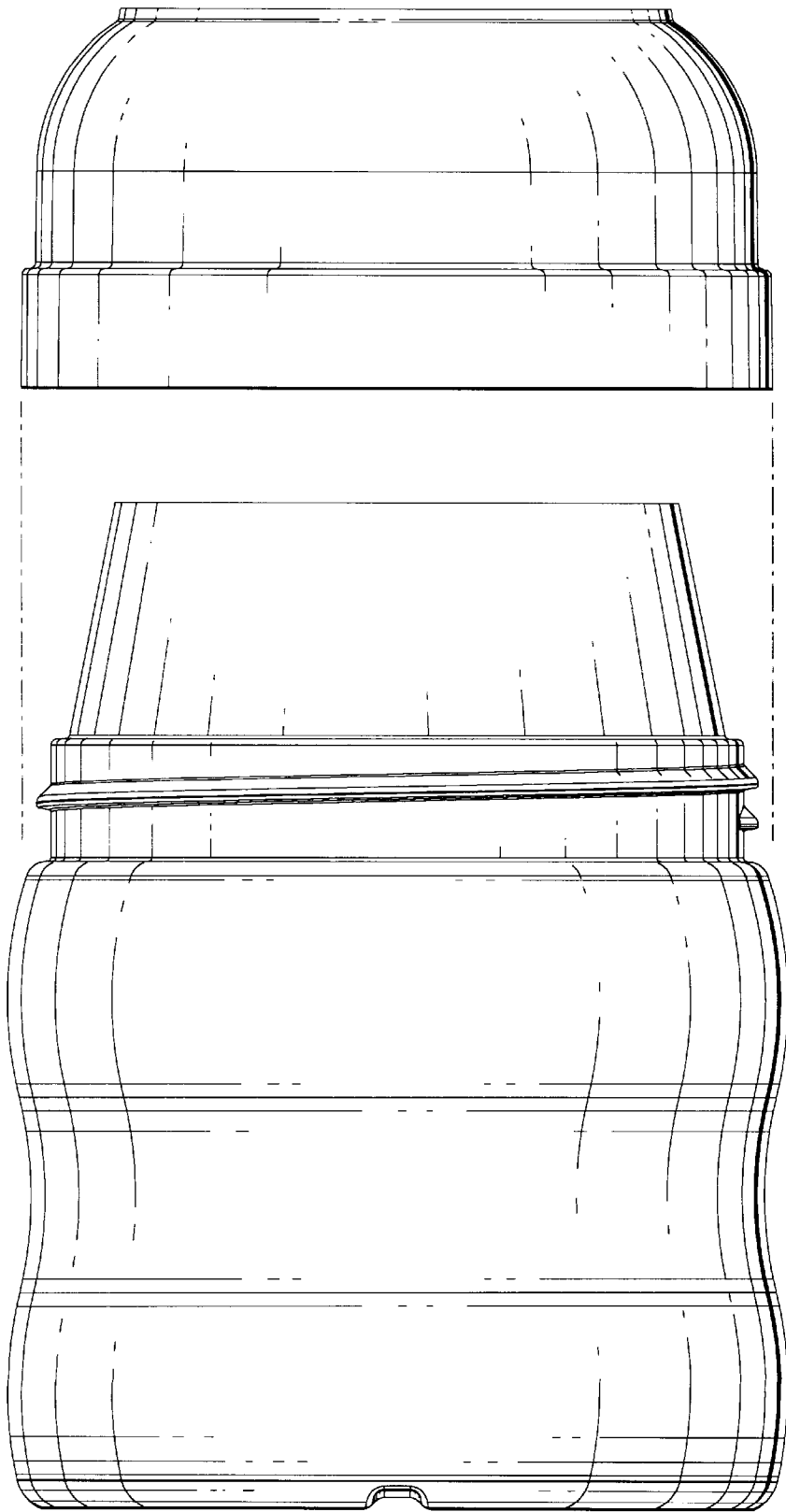


FIG. 6

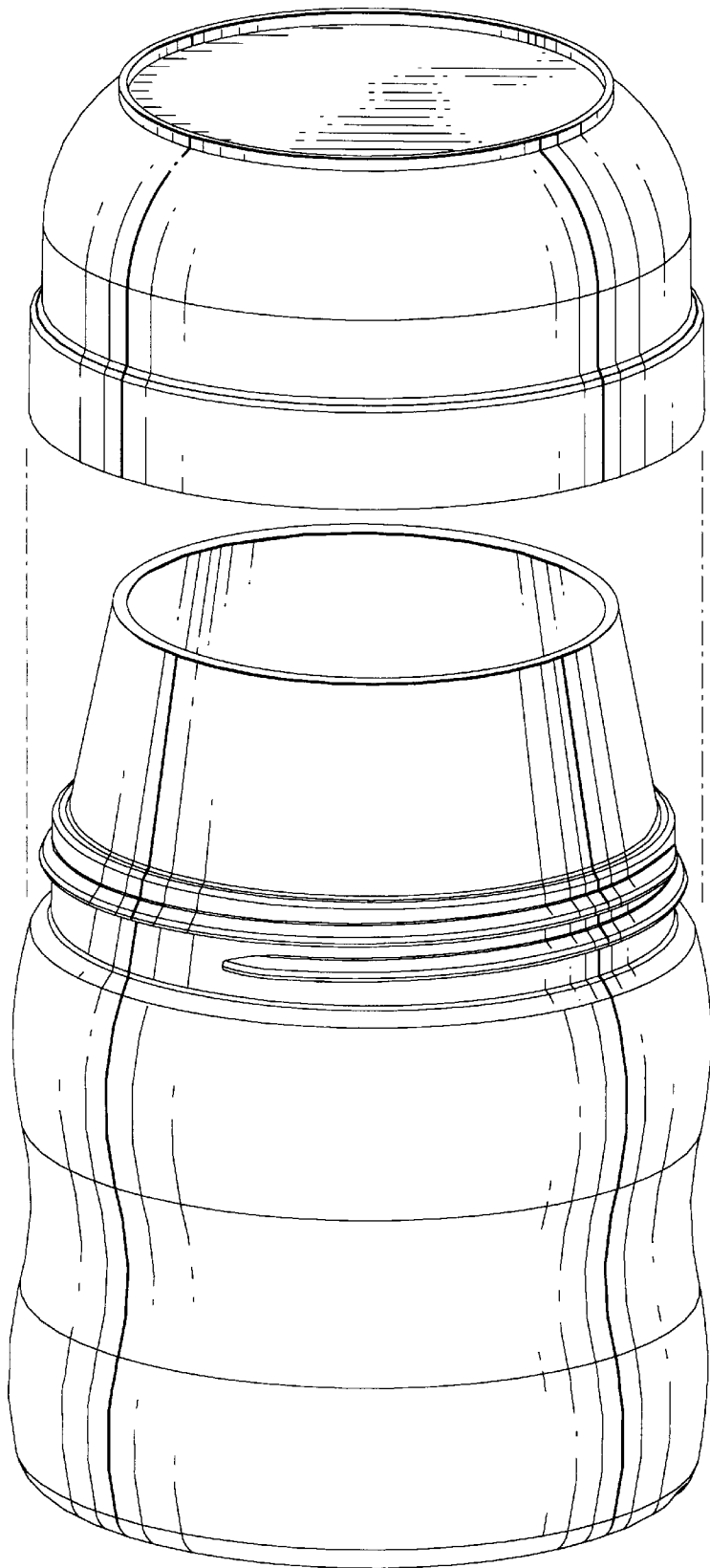


FIG. 7

FIG. 8

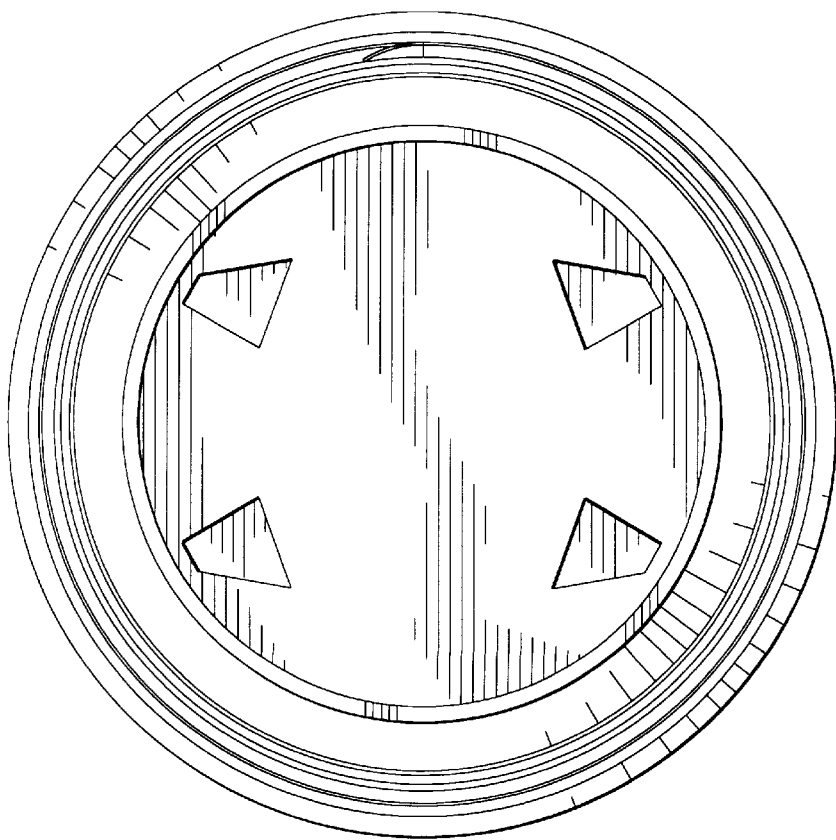
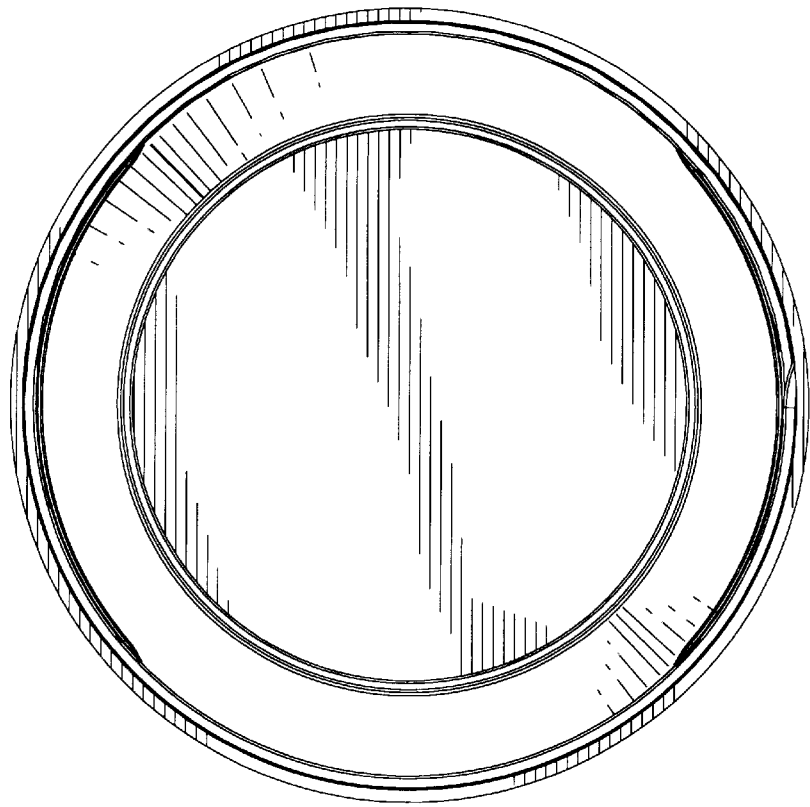


FIG. 9

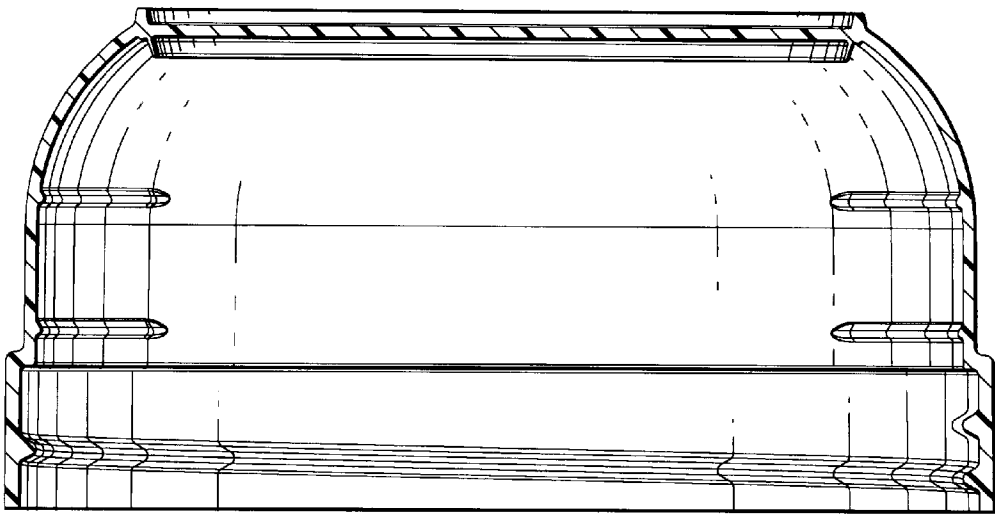


FIG. 10