



US00D541950S

(12) **United States Design Patent** (10) **Patent No.:** **US D541,950 S**
Mugge et al. (45) **Date of Patent:** **** May 1, 2007**

(54) **MOLDED SURFACE OF A CONCRETE PRODUCT**

1,086,975 A 2/1914 Aaronson
1,574,123 A 2/1926 Sharpe
1,776,999 A 9/1930 Jensen
1,795,451 A 3/1931 Sharpe

(75) Inventors: **Jimmie L. Mugge**, Eagan, MN (US);
Ronald J. Scherer, Shakopee, MN (US); **David M. La Croix**, Circle Pines, MN (US)

(Continued)

FOREIGN PATENT DOCUMENTS

(73) Assignee: **Anchor Wall Systems, Inc.**, Minnetonka, MN (US)

WO 03/060251 A1 7/2003

(**) Term: **14 Years**

OTHER PUBLICATIONS

(21) Appl. No.: **29/247,334**

U.S. Appl. No. 10/038,639, filed Jan. 4, 2002.
U.S. Appl. No. 10/359,525, filed Feb. 5, 2003.
U.S. Appl. No. 29/237,582, filed Sep. 2, 2005.
U.S. Appl. No. 29/247,333, filed Jun. 12, 2006.
U.S. Appl. No. 29/237,710, filed Sep. 2, 2003.

(22) Filed: **Jun. 12, 2006**

* cited by examiner

Related U.S. Application Data

(62) Division of application No. 29/237,582, filed on Sep. 2, 2005, now Pat. No. Des. 532,910, which is a division of application No. 29/194,310, filed on Nov. 21, 2003, now Pat. No. Des. 518,578.

Primary Examiner—Robert A. Delehanty

(74) *Attorney, Agent, or Firm*—Merchant & Gould PC

(51) **LOC (8) Cl.** **25-01**

(52) **U.S. Cl.** **D25/113**

(58) **Field of Classification Search** D25/112–118,
D25/164, 151; D21/483–486, 499–505; 405/15–16,
405/284, 286; 404/34, 37–42, 44–45; 52/102,
52/503–505, 596–609, 612

(57) **CLAIM**

The ornamental design for a molded surface of a concrete product, as shown and described.

See application file for complete search history.

DESCRIPTION

FIG. 1 is a lower, right perspective view of a molded surface of a concrete product according to our new design; FIG. 2 is a front elevation view thereof; FIG. 3 is a top plan view thereof; FIG. 4 is a bottom plan view thereof; FIG. 5 is a right side elevation view thereof; and, FIG. 6 is a left side elevation view thereof.

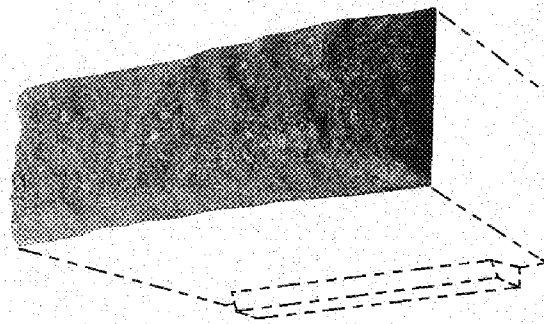
(56) **References Cited**

U.S. PATENT DOCUMENTS

415,773 A 11/1889 Fiske
799,754 A 9/1905 Petrie
803,014 A 10/1905 McIlravy
819,055 A 5/1906 Fisher
824,235 A 6/1906 Damon
838,278 A 12/1906 Schwartz

The broken lines in the drawings illustrate an embodiment of the structural environment of a concrete product that includes a molded surface of the design and is not part of the design sought to be patented.

1 Claim, 6 Drawing Sheets



US D541,950 S

Page 2

U.S. PATENT DOCUMENTS							
2,313,363	A	3/1943	Schmitt	D319,885	S	9/1991	Blomquist et al.
2,517,432	A	8/1950	Hornberger	D321,060	S	10/1991	Blomquist et al.
2,819,495	A	1/1958	Krausz	D341,215	S	11/1993	Blomquist et al.
2,882,689	A	4/1959	Huch et al.	D350,611	S	9/1994	Scales
3,555,757	A	* 1/1971	Volent D25/151	D352,789	S	11/1994	Adam
3,694,128	A	9/1972	Foxen	D363,787	S	10/1995	Powell
4,335,549	A	6/1982	Dean, Jr.	D391,376	S	2/1998	Strand et al.
4,738,059	A	4/1988	Dean, Jr.	5,735,643	A	4/1998	Castonguay et al.
D298,463	S	11/1988	Forsberg	5,744,081	A	4/1998	Tanigawa et al.
4,784,821	A	11/1988	Leopold	6,321,740	B1	11/2001	Scherer et al.
4,869,660	A	9/1989	Ruckstuhl	D482,133	S	11/2003	Scherer et al.
4,920,712	A	5/1990	Dean, Jr.	D511,578	S	11/2005	Mugge et al.
D317,048	S	5/1991	Forsberg	D518,578	S	4/2006	Mugge et al.
D317,209	S	5/1991	Forsberg	2003/0182011	A1	9/2003	Scherer

FIG. 1

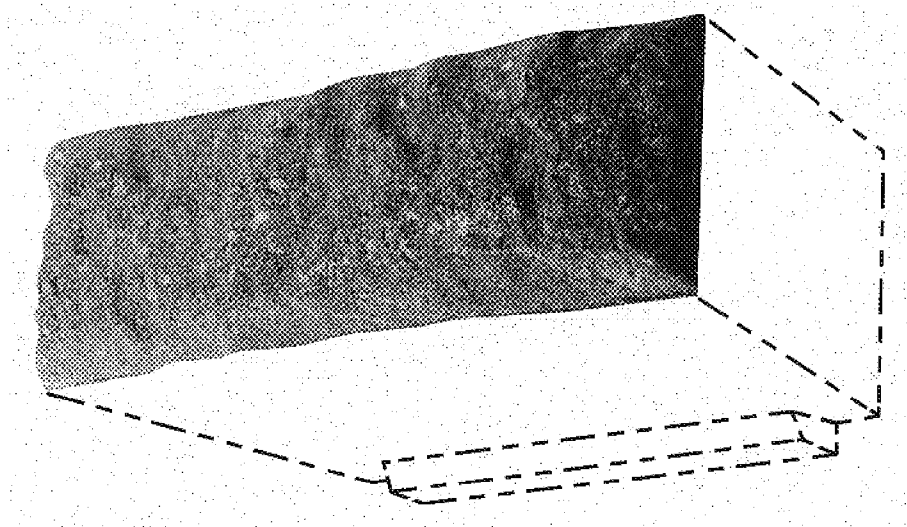


FIG. 2




FIG. 3

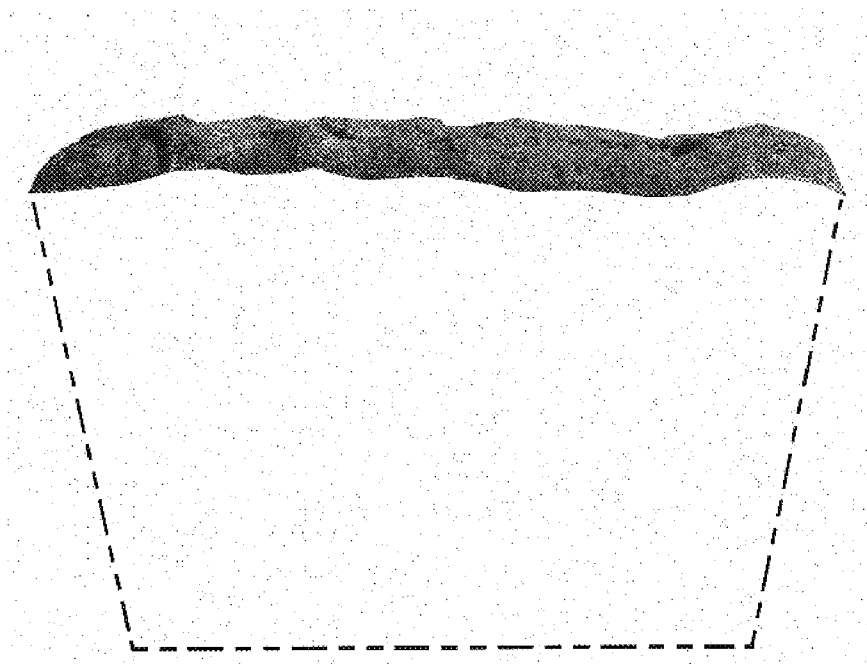


FIG. 4

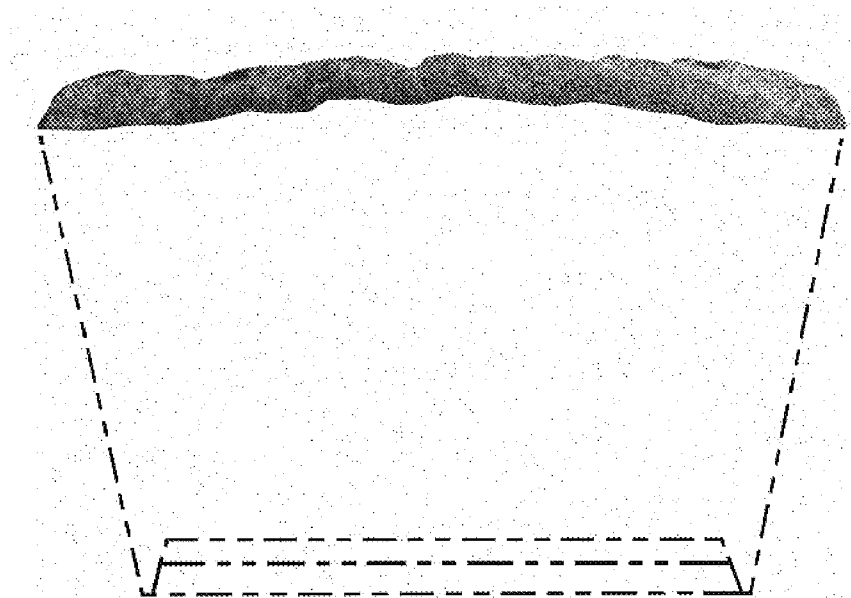


FIG. 5

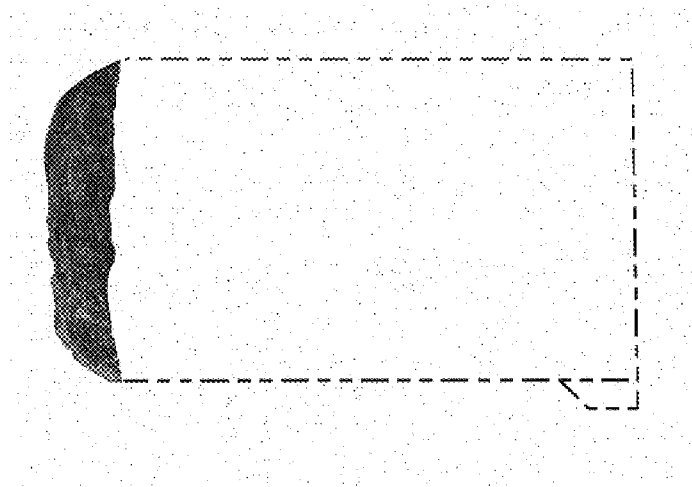


FIG. 6

