



US00D339682S

United States Patent [19]

[11] Patent Number: **Des. 339,682**

Phelps

[45] Date of Patent: **** Sep. 28, 1993**

[54] **INSULATED STORAGE CONTAINER FOR VEHICLE**

[76] Inventor: **Randal T. Phelps**, 2101 Hardy Rd., #27, Grand Prairie, Tex. 75051

[**] Term: **14 Years**

[21] Appl. No.: **670,169**

[22] Filed: **Mar. 15, 1991**

[52] U.S. Cl. **D3/40; D12/157; D34/40**

[58] Field of Search **D3/40, 70; D12/155, D12/157; D34/40; 224/273, 275, 282, 42.42; 312/400; 206/545; 220/DIG. 15, 23.4, 903**

[56] **References Cited**

U.S. PATENT DOCUMENTS

- D. 244,489 5/1977 Johnson D34/40
- D. 252,540 8/1979 Murphy D3/40
- D. 305,474 1/1990 Fresquez D34/40

- D. 315,540 3/1991 Carmody D12/157
- D. 323,932 2/1992 Hudgens D3/40
- D. 333,114 2/1993 Taylor D34/40
- 1,609,348 12/1926 Disney D3/70 X
- 4,401,216 8/1983 Koch 220/23.4

Primary Examiner—Louis S. Zarfaz
Attorney, Agent, or Firm—S. Pal Asija

[57] **CLAIM**

The ornamental design for an insulated storage container for a vehicle, as shown and described.

DESCRIPTION

FIG. 1 is a perspective view of an insulated storage container for a vehicle showing my new design in open condition;

FIG. 2 is a front elevational view thereof;

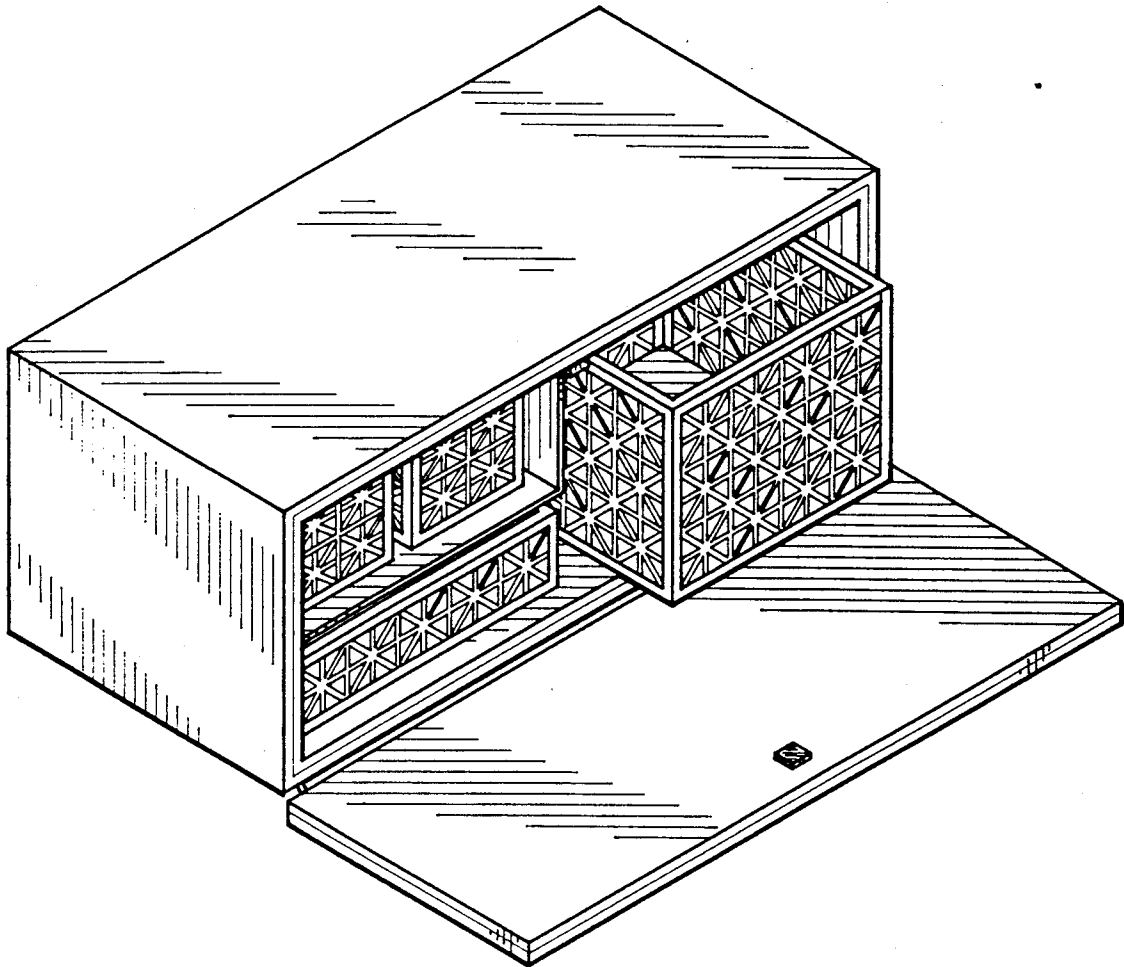
FIG. 3 is a rear elevational view thereof;

FIG. 4 is a left side elevational view thereof;

FIG. 5 is a right side elevational view thereof;

FIG. 6 is a top plan view thereof; and,

FIG. 7 is a bottom plan view thereof.



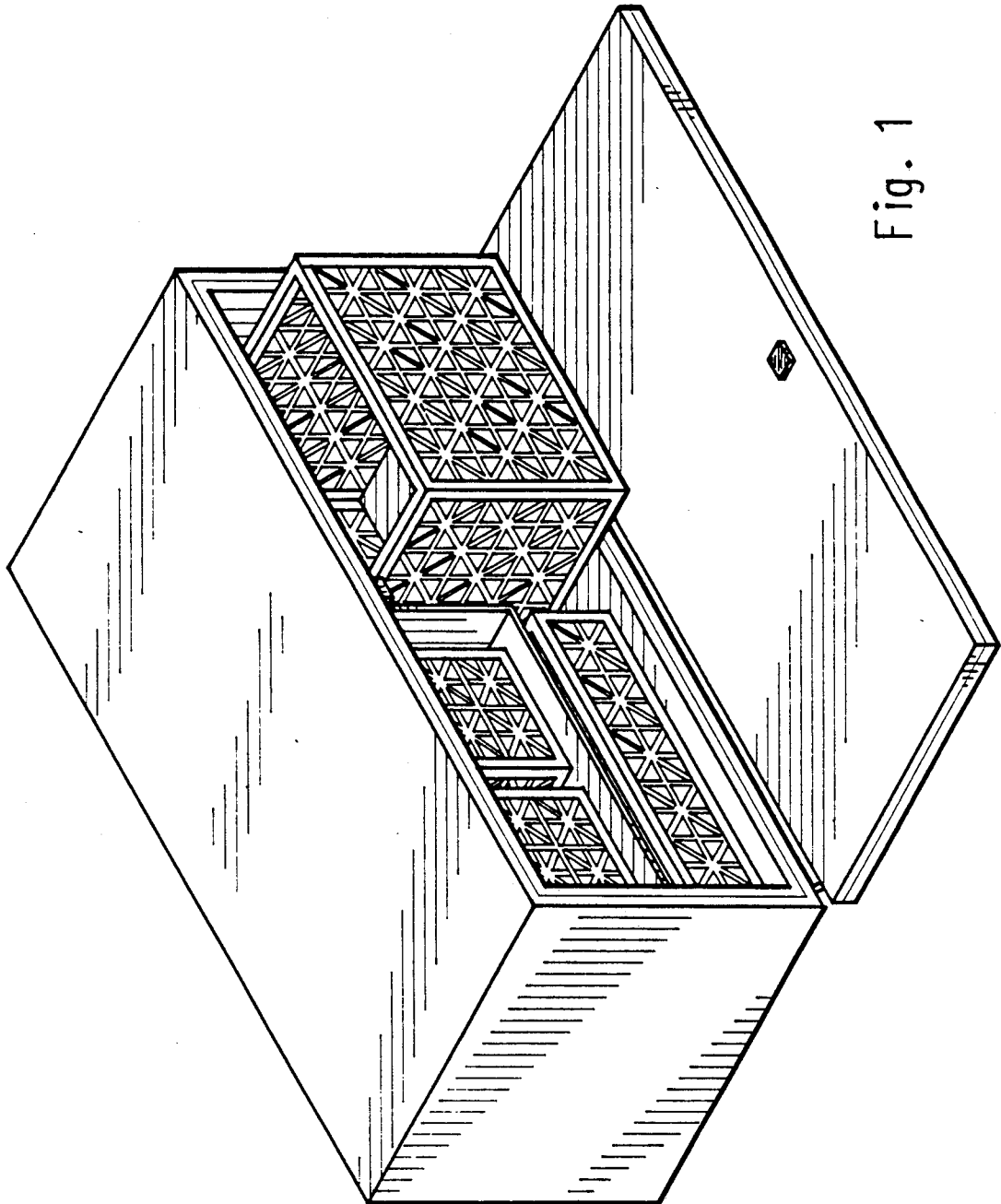


Fig. 1




Fig. 2

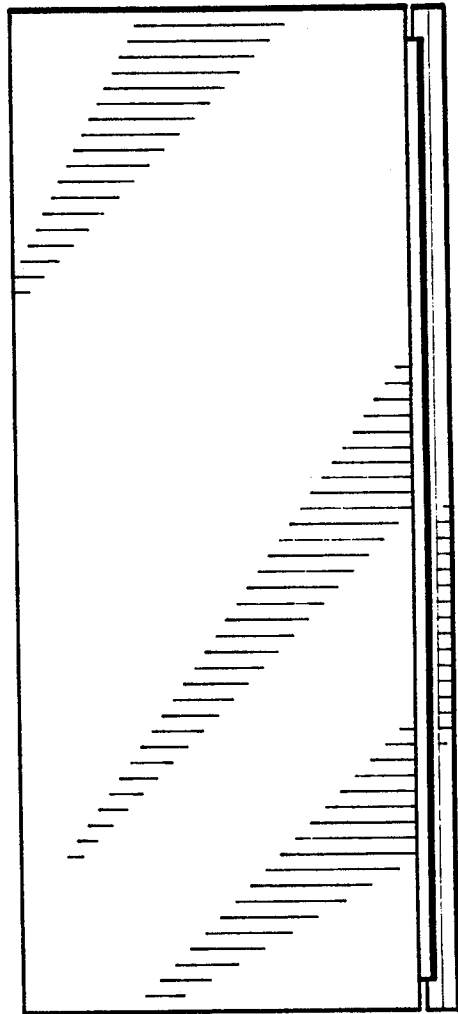
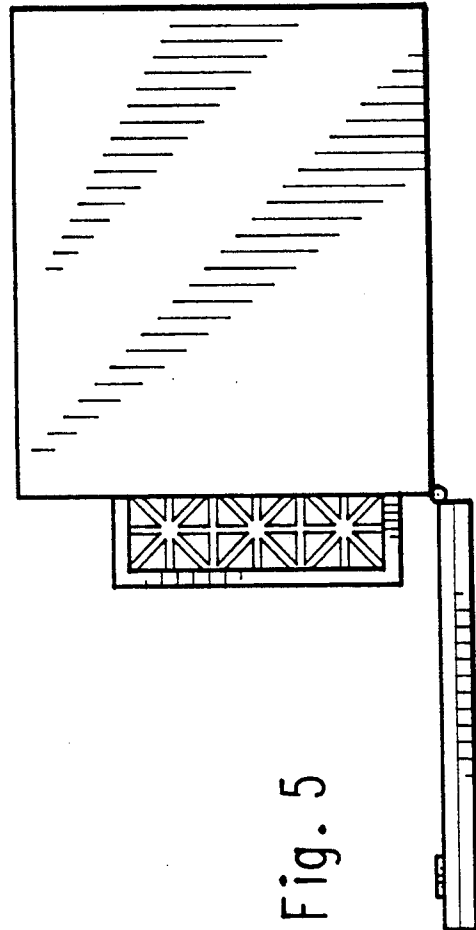
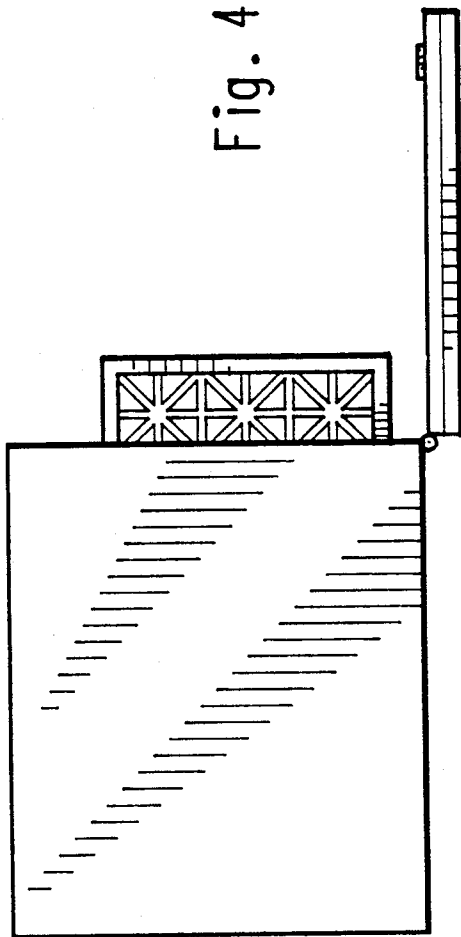


Fig. 3



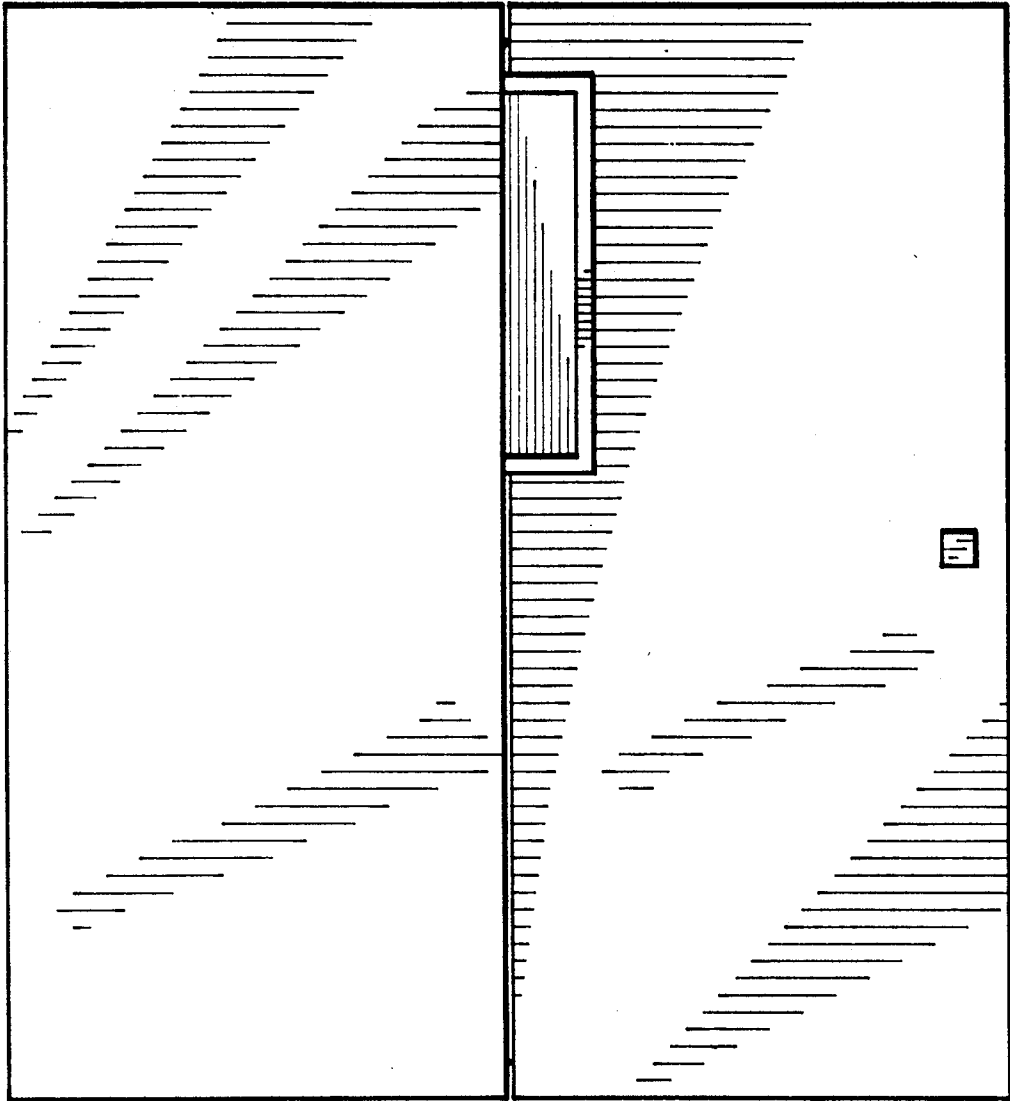


Fig. 6




Fig. 7