



US00D474800S

(12) **United States Design Patent** (10) **Patent No.:** **US D474,800 S**  
**Hou** (45) **Date of Patent:** **\*\* May 20, 2003**

(54) **EYEGLASSES**

D458,293 S \* 6/2002 Lee ..... D16/335  
D458,949 S \* 6/2002 Wang-Lee ..... D16/101

(76) Inventor: **Su-Fen Hou**, 5F, No. 127-1, Lane 84,  
Rong-Yi St., Tainan City (TW)

\* cited by examiner

(\*\*) Term: **14 Years**

*Primary Examiner*—Raphael Barkai  
(74) *Attorney, Agent, or Firm*—Weingarten, Schurgin,  
Gagnebin & Lebovici LLP

(21) Appl. No.: **29/162,520**

(57) **CLAIM**

(22) Filed: **Jun. 17, 2002**

The ornamental design for eyeglasses, as shown and described.

(51) **LOC (7) Cl.** ..... **16-06**

(52) **U.S. Cl.** ..... **D16/314**

(58) **Field of Search** ..... D16/300-330,  
D16/335, 101; D29/109, 110; 351/41, 44,  
51, 52, 103-109, 158; 2/447, 448

**DESCRIPTION**

(56) **References Cited**

FIG. 1 is a perspective view of eyeglasses showing the new design;

FIG. 2 is a front elevational view thereof;

FIG. 3 is a rear elevational view thereof;

FIG. 4 is a left side elevational view thereof;

FIG. 5 is a right side elevational view thereof;

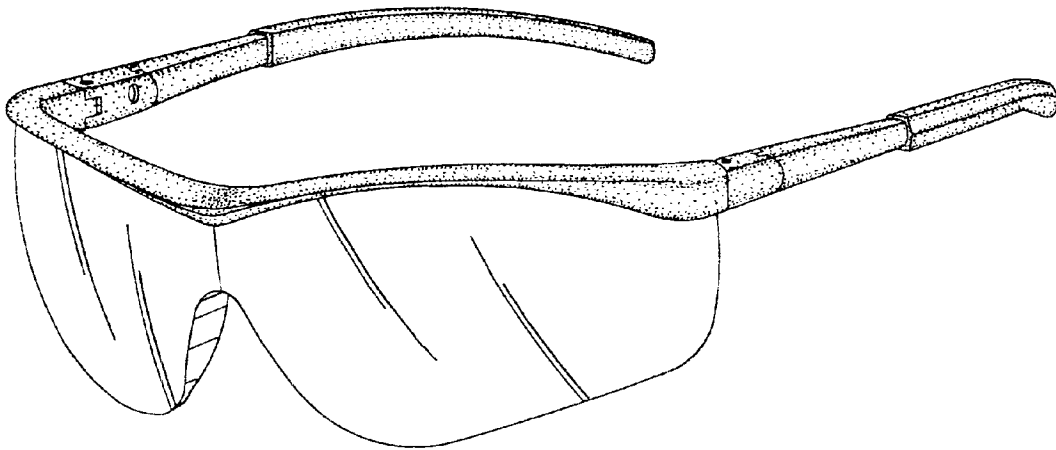
FIG. 6 is a top plan view thereof; and,

FIG. 7 is a bottom plan view thereof.

**U.S. PATENT DOCUMENTS**

D401,607 S \* 11/1998 Miniutti ..... D16/314  
5,903,331 A \* 5/1999 Lin ..... 351/106  
5,980,038 A \* 11/1999 Chen ..... 351/119  
D440,597 S \* 4/2001 Chen ..... D16/330

**1 Claim, 5 Drawing Sheets**



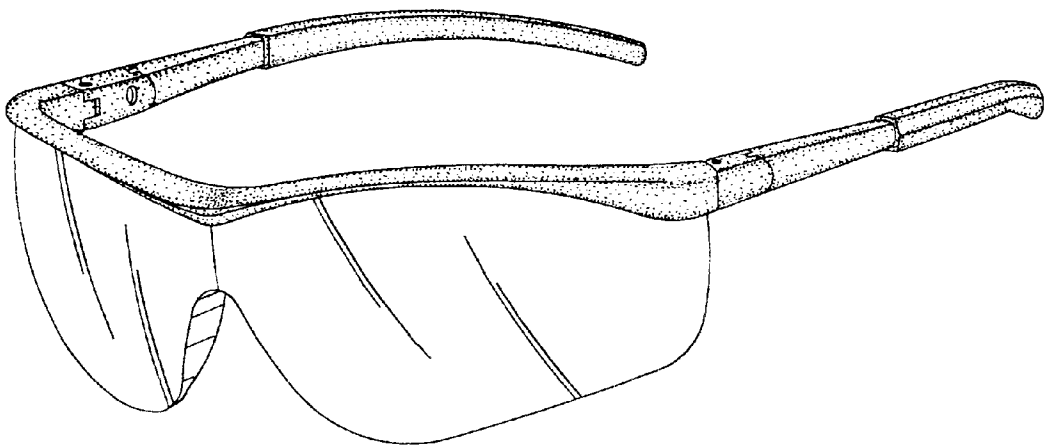


FIG. 1

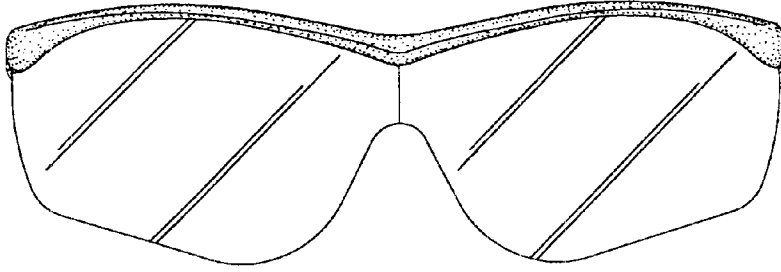


FIG. 2

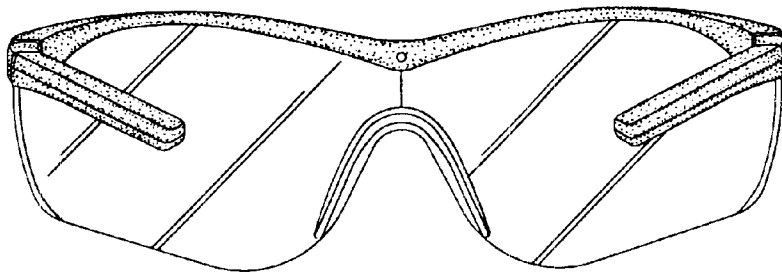


FIG. 3

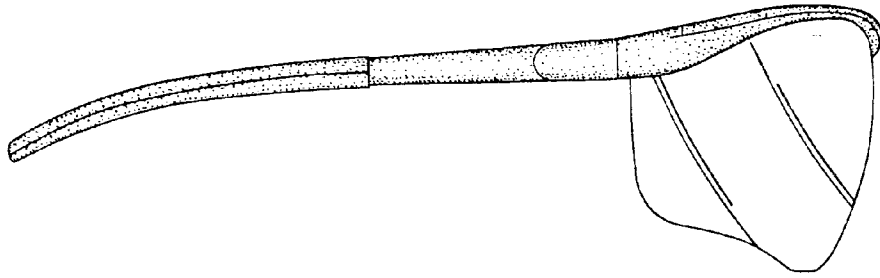


FIG. 4

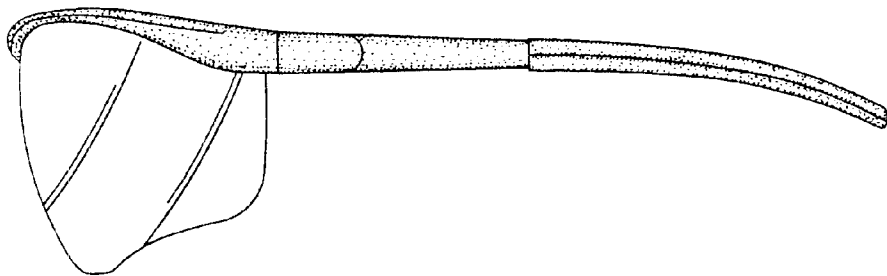


FIG. 5

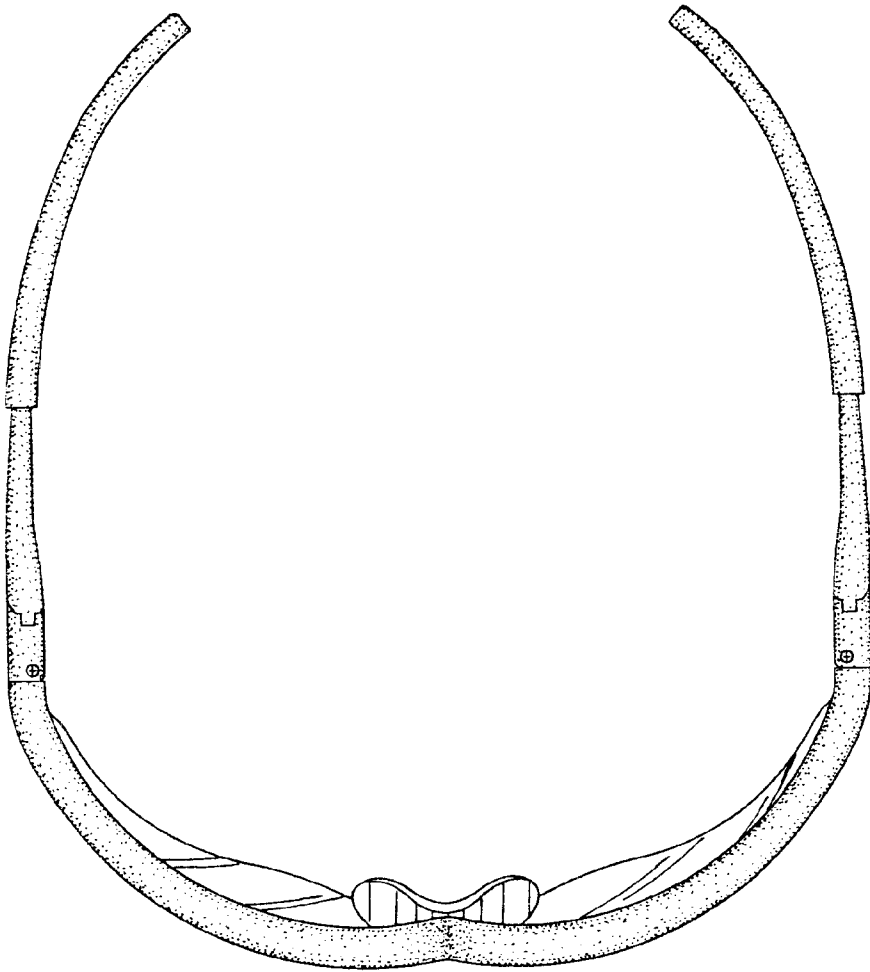


FIG. 6

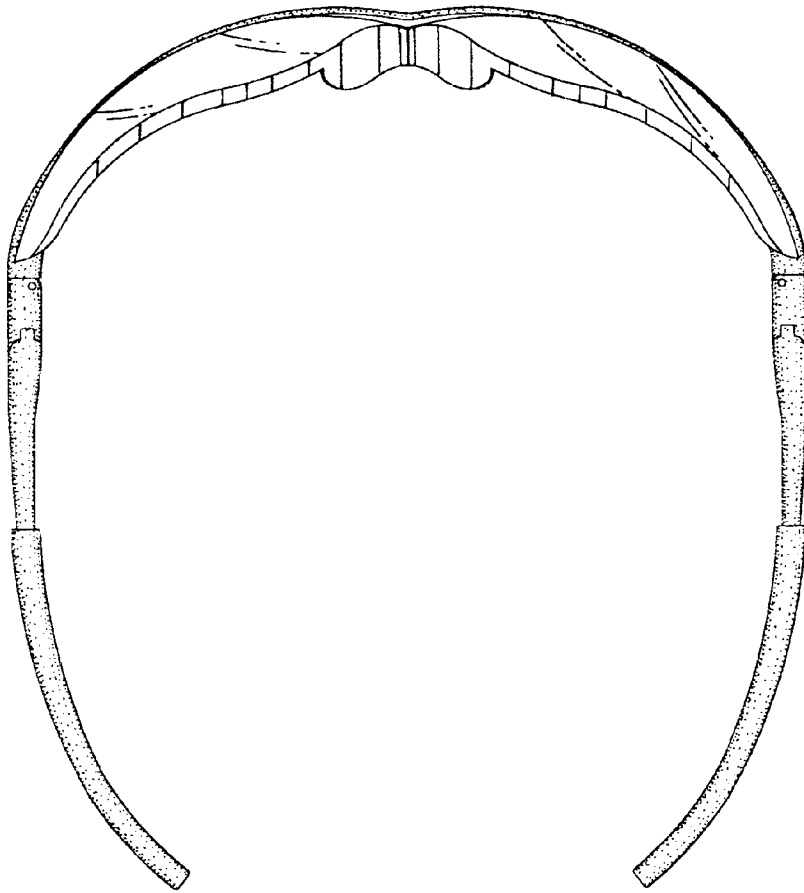


FIG. 7