

**(19) AUSTRALIAN PATENT OFFICE**

(54) Title  
Numbering process and numbering box to carry out the process

(51)<sup>6</sup> International Patent Classification(s)  
B41J 29/40 (2006.01) 3/10  
**B41F** 33/00 (2006.01) 20060101ALI2006072  
**B41K** 3/10 (2006.01) 2BMEP **B41K**  
**B41K** 3/12 (2006.01) 3/12  
**B41K** 3/44 (2006.01) 20060101ALI2006031  
**B41K** 3/68 (2006.01) OBMJP **B41K**  
B41J 29/40 3/44  
20060101AFI2006031 20060101ALI2006031  
OBMJP **B41F** OBMJP **B41K**  
33/00 3/68  
20060101ALI2006072 20060101ALI2006031  
2BMEP **B41K** OBMJP  
PCT/IB2003/003652

(21) Application No: 2003253185 (22) Application Date: 2003 .08 .12

(87) WIPO No: W004/016433

(30) Priority Data

(31) Number	(32) Date	(33) Country
02405699.6	2002 .08 .16	EP

(43) Publication Date : 2004 .03 .03

(43) Publication Journal Date : 2004 .04 .22

(71) Applicant(s)  
KBA-Giori S.A.

(72) Inventor(s)  
Schaede, Johannes Georg

(74) Agent/Attorney  
PIZZEYS, GPO Box 1374, Brisbane, QLD, 4001

(56) Related Art  
US1653765  
US3421752  
US1650535  
US1503375

(19) World Intellectual Property  
Organization  
International Bureau



(43) International Publication Date  
26 February 2004 (26.02.2004)

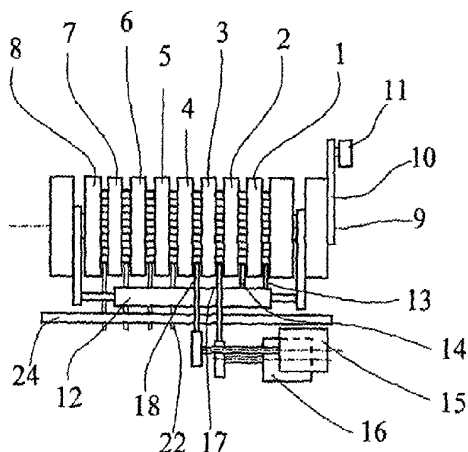
PCT

(10) International Publication Number  
WO 2004/016433 A1

- (51) International Patent Classification<sup>7</sup>: **B41F 33/00**, B41K 3/10
- (21) International Application Number: PCT/IB2003/003652
- (22) International Filing Date: 12 August 2003 (12.08.2003)
- (25) Filing Language: English
- (26) Publication Language: English
- (30) Priority Data: 02405699.6 16 August 2002 (16.08.2002) EP
- (71) Applicant (for all designated States except US): **KBA-GIORI S.A.** [CH/CH]; 4, Rue de la Paix, CH-1003 Lausanne (CH).
- (72) Inventor; and  
(75) Inventor/Applicant (for US only): **SCHAEDE, Johannes, Georg** [DE/DE]; Max-Hcim-Strasse 8, 97074 Würzburg (DE).
- (74) Agents: **GROSFILLIER, Philippe** et al.; C/O BUGNION S.A., Case Postale 375, CH-1211 Genève 12 (CH).
- (81) Designated States (national): AL, AG, AL, AM, AI, AU, AZ, BA, BB, BG, BR, BY, BZ, CA, CH, CN, CO, CR, CU, CZ, DE, DK, DM, DZ, EC, EE, ES, FI, GB, GD, GE, GH, GM, HR, HU, ID, IL, IN, IS, JP, KE, KG, KP, KR, KZ, LC, LK, LR, LS, LT, LU, LV, MA, MD, MG, MK, MN, MW, MX, MZ, NI, NO, NZ, OM, PG, PH, PL, PT, RO, RU, SC, SD, SE, SG, SK, SL, SY, TJ, TM, TN, TR, TT, TZ, UA, UG, US, UZ, VC, VN, YU, ZA, ZM, ZW.
- (84) Designated States (regional): ARIPO patent (GH, GM, KE, LS, MW, MZ, SD, SL, SZ, TZ, UG, ZM, ZW), Eurasian patent (AM, AZ, BY, KG, KZ, MD, RU, TJ, TM), European patent (AT, BE, BG, CH, CY, CZ, DE, DK, EE, ES, FI, FR, GB, GR, HU, IE, IT, LU, MC, NL, PT, RO, SE, SI, SK, TR), OAPI patent (BF, BJ, CF, CG, CI, CM, GA, GN, GQ, GW, ML, MR, NE, SN, TD, TG).
- Published:**  
— with international search report  
— before the expiration of the time limit for amending the claims and to be republished in the event of receipt of amendments
- For two-letter codes and other abbreviations, refer to the "Guidance Notes on Codes and Abbreviations" appearing at the beginning of each regular issue of the PCT Gazette.

WO 2004/016433 A1

(54) Title: NUMBERING PROCESS AND NUMBERING BOX TO CARRY OUT THE PROCESS



(57) Abstract: The numbering box for typographic numbering in sheet or web fed printing machines, said box numbering with  $p$  digits  $k^n$  items on said sheets or web for allowing a sequential collecting of said items in the finishing and collating process of layers of  $q$  sheets or of web cut into layers of  $q$  sheets, wherein said box carries out a purely sequential actuation for digits 1 to  $s$ , where  $10s$  is smaller or equal to  $q$ , a purely individually settable actuation for digits  $s+1$  to  $r$ , where the maximum number printable by digits 1 to  $s$  and  $s+1$  to  $r$  is smaller or equal to  $k^n n^q$ , and a sequential actuation for digits  $r+1$  to  $p$ .

Numbering process and numbering box to carry out the process

The present invention concerns a numbering process for numbering objects, such as banknotes, securities, passports, ID cards and other similar objects arranged in lines and columns on sheets of substrate and a method for processing substrate using said process.

The present invention also concerns a numbering device or box for numbering objects, such as banknotes, securities, passports, ID cards and other similar objects arranged in lines and columns on sheets of substrate.

In the art of printing machines for securities having the form of notes, such as banknotes, checks and other similar objects, an important feature which is printed on said objects is a serial number. For example, each banknote printed on a substrate, such as a sheet of paper, receives a unique combination of numbers and characters building the serial number of said note.

Many numbering processes have been developed in the art. For example, US patent 4,677,910, the content of which is incorporated by reference in the present application, discloses a process and an apparatus for processing security paper prints arranged in lines and columns on a carrier in the form of paper webs or sheets. The print carriers pass, in succession, by a reading instrument which detects the positions of the defective notes identified by a mark and feeds the position to a computer for storage, a cancellation printer controlled by the computer which provides the defective notes with a cancellation print, and a numbering machine. The numbering mechanisms of this numbering machine are moved forward by the computer in such a way that always the satisfactory paper prints, placed in succession in any longitudinal row, are serially numbered, the spoiled notes being neglected. Subsequently, the printed carriers, having passed by another reading instrument, are cut into individual security papers or notes, the defective notes are separated out in a separation device and the remaining, serially numbered individual security notes are assembled to form bundles, each having a complete numerical sequence. In this way, a correct and complete numerical sequence

of the security notes in the bundles is ensured, in spite of the separation of defective notes.

5 With securities usually printed in matrix format on a substrate, several problems arise when one wants to build packs of individual securities which are numbered with successive numbers. A first problem is due to the fact that each sheet of substrate has to be cut into individual notes. In order to maintain a proper production speed, it is in principle not possible to cut each note individually of each produced sheet of substrate, but preferably a run of sheets are piled up and cut together by appropriate cutting  
10 devices known in the art.

It has also been determined that a good compromise has been attained by working with piles of 100 sheets of substrate since this is an optimum size to be cut in a precise manner when the piled sheets are to be cut into individual notes.

15 Another problem one is faced with is the individual numbering of each produced object, such as security note. It is of course not possible to number each produced note once it has been cut with consecutive numbers until the completion of a so-called close set of numbers, usually comprising a million numbered notes in a particular series. Actually,  
20 the notes are numbered before being cut, i.e. when the sheet of substrate is still complete, the numbering being part of the printing process of the notes, rather than being carried out after the cutting operation. According to this method, another parameter that must be taken into account is the presence of misprints or defective notes on the substrate. Since all notes of the packs of notes are numbered consecutively, it is  
25 not reasonable to build packs of notes with defective notes, which have to be replaced later by correct notes with the same serial number. Patent US 4,677,910 discloses a solution to this problem, as indicated here above. In this patent however, the sheets of substrate are cut individually into individual notes: because of the presence of misprints, it is not possible to cut piles of sheets into piles of individual notes and the individual  
30 notes must be sorted out before being piled up to form bundles of notes with consecutive numerical sequences.

According to another process, the sheets comprising misprints are removed before the numbering operation and only sheets with no defective notes are numbered.

Another numbering process is disclosed in European patent application EP 0 598 679,  
5 the content of which is enclosed by reference in the present application. In this process,  
for each sheet comprising  $N$  impressions of notes arranged in transverse and  
longitudinal rows which is run through a numbering machine with  $N$  numbering units,  
the numbering comprising a closed set of numbers with  $W$  notes of value and the  
10 number of sheets amounting to a multiple of 100, the number of note prints  $N$  is  
divisible by 10 and on each sheet every 10 neighbouring note prints form a group of ten,  
which receive numbers of the same series of a thousand. Further, in each sequence of  
100 successive sheets, the note prints lying respectively at the same note position, that is  
15 to say in the same transverse row and in the same longitudinal row, are numbered with  
the 100 successive numbers of a particular series of a hundred, and the ten note prints of  
a group of ten of each sheet are numbered with numbers of successive series of  
hundreds with the same ones and tens. Moreover, the note prints on all subsequent  
sequences of 100 sheets each are numbered with numbers of successive series of  
20 thousands with in each case the same ones, tens and hundreds for the note prints lying at  
the same note positions, so that the note prints of a sequence of 100 sheets belonging to  
one and the same group of ten receive the complete sequence of number of a particular  
series of thousand and the note prints of the following sequence of 100 sheets belonging  
to the same group of ten receive the complete sequence of numbers of the following  
series of a thousand, the note prints belonging to various groups of ten being numbered  
25 in such a way that the numbers of one group of ten differ from the numbers of another  
group of ten by an amount which is at least equal to  $W/Z$ ,  $Z$  being the number of groups  
of ten of a sheet.

Another technical field which is involved in the process of numbering prints or objects  
arranged in lines and columns on a substrate is of course the numbering devices used to  
30 print the proper number on each individual note print. Two main categories exist for  
such devices, which usually comprise several numbering wheels or disks having the  
successive numbers or characters engraved in raised form on their circumference. The

numbering wheels are either sequentially actuated, which means that such a numbering device is only able to print successive numbers, the wheels being displaced by one step in a fixed sequence, or freely actuated numbering wheels which are able to take any position in an independent fashion, thus being able to print any desired sequence of  
5 numbers.

The first category of numbering devices uses a simple mechanism which is only able to change numbers in a sequential order. The numbering wheel for the ones is mechanically coupled to the numbering wheel for the tens, so that the tens wheel is  
10 moved one step forward only when the ones wheel passes from the number 9 to the number 0. Similarly, the wheel for the hundreds moved one step forward only when the tens wheel and the ones wheel passes from the number 99 to the number 00 and so on. Such a numbering device is therefore unable to either skip a number or print any given number successively and only strict consecutive numbering processes may be carried  
15 out with this numbering device. These devices are known in the art, for example from US 4,677,910.

The second category of numbering devices with freely adjustable numbering wheels is disclosed in US patent 5,660,106, the content of which is incorporated by reference in  
20 the present application. This patent discloses numbering devices using an electromagnetic system to block the numbering wheels in the desired position for each numbering step of printed matter. Therefore, the disclosed fully automatically settable numbering unit has the advantage that selectively arbitrary, even non-sequential, numbers can be set at any time, allowing a skip of numbers in a sequence. For a detailed  
25 explanation of the functioning of these numbering units, reference is made to the entire disclosure of US 5,660,106.

Such numbering devices are particularly useful in processes where numbers are skipped between notes numbered by the same numbering device or when the same number has  
30 to be printed on two or more successive notes. However, these numbering units also have the disadvantage that they are complicated with respect to sequential numbering devices, which are usually purely mechanical and also in that they become very warm

due to their construction, according to which excessive amounts of energy are dissipated by friction.

5 Another category of hybrid numbering devices is for example disclosed in US 4,677,910, mainly in figures 6 and 6a, the corresponding description of these numbering devices being incorporated by reference in the present application. This numbering device overcomes the limitation of purely sequential numbering devices and allows changes in the sequence of numbers. The numbering device disclosed in this patent comprises six numbering wheels (see for example in figure 6a), i.e. from the right to the left, a wheel 21 for the ones digit, a wheel 10 22 for the tens digit, a wheel 23 for the hundreds digit, a wheel 24 for the thousands digit etc. All the wheels are mechanically coupled together to provide a pure sequential numbering, except for the wheel printing the ones digit which is kinematically independent from the others and moved by an electric motor. Due to the numbering process used in this patent, according to which notes which are printed on a substrate and arranged in a matrix made of 15 lines and columns are numbered with consecutive numbers on the same sheet. Therefore, if a misprint is present on the sheet, two neighbouring notes, the misprinted one and the next note, receive the same serial number, the ones digit does not change. It is therefore necessary to skip one unit in the numbering process, that is to avoid to move the wheel corresponding to the ones digit. For this reason, this wheel is driven in an independent manner by a motor and 20 is not moved when misprints are encountered during the numbering operation of a sheet.

Throughout the specification reference to any prior art is not, and should not be taken as an acknowledgement or any form of suggestion that the referenced prior art forms part of the common general knowledge in Australia.

25 There is therefore a need for simplified numbering processes and devices which are effective with respect to the different problems encountered in the field of numbering objects arranged in lines and columns on a substrate, i.e. the size of the substrate or piled substrate, the numbering process used to optimise the numbering operations and the numbering devices able 30 to carry out the desired numbering process.

Clearly it would be advantageous to provide an improved numbering method and an improved numbering device.

Moreover it would be advantageous to provide a numbering process which allows a simplified collating of numbered objects in order to form packs of said objects sequentially numbered.

5 Furthermore it would be extremely advantageous to provide a numbering device which simple to fabricate and which is also capable to print serial numbers in the required sequence.

10 Accordingly in one aspect of the present invention there is provided a process for numbering objects, such as securities, banknotes, checks and cards and other similar objects arranged in rows and columns on a substrate and receiving a number with p digits, composed of digits 1 to s, s+1 to r and r+1 to p, said process being characterised in that  
15 for a substrate carrying k columns and n rows, whereby  $k*n$  is smaller than  $10^S$ , s being smaller than p, the start value of digit s+1 to digit r of the serial number of each object is calculated for each first substrate of a run of  $10^S$  successive substrates with the formula  $Z = (j-1) + (i-1)*n + (m-1)*(k*n)$ , whereby j identifies the line of the object, i identifies the column of the object and m identifies the run of  $10^S$  successive substrates.

20 In another aspect of the present invention there is provided a numbering box for typographic numbering in sheet or web fed printing machines, said box numbering with p digits, comprising digits 1 to s, s+1 to r and r+1 to p,  $k*n$  items on said sheets or web for allowing a sequential collecting of said items in the finishing and collating process of layers of q sheets or of web cut into layers of q sheets, said box being characterised by a purely sequential actuation for digits 1 to s, where  $10^S$  is smaller or equal to q, and a purely individually settable actuation for digits s+1 to r, where the maximum number printable by digits 1 to s and s+1 to r is smaller or equal to  $k*n*q$ , and a sequential actuation for digits r+1 to p.

25 Further characterizing features and advantages of the present invention will become apparent from the following detailed description, given by way of non-limitative examples in the case of security notes, such as banknotes arranged on sheets of substrate, such as paper, in columns and lines, said examples being illustrated by the accompanying drawings, in which Figure 1  
30 shows the first and the last sheet of a run of 100 sheets numbered upwards with the numbering process according to the invention.

Figure 2a to 2h show the successive numbers printed on each note for consecutive runs of sheets.

2003253185 24 Mar 2006

6a

Figure 3a to 3e show the successive numbers printed on each note for consecutive runs of sheets, with notes arranged in five columns and nine lines.

Figures 4a to 4c shows the successive numbers printed in downward numbering.

5

Figure 5 shows a diagrammatic representation of a numbering device.

Figures 6 to 8 show a numbering device according to the invention in perspective view.

The process according to the invention is first described with reference to figure 1 in which, as a non-limitative example, one has represented a sheet of security paper on which notes, such as banknotes, have been printed in lines and columns in a matrix form. Each note carries a seven digit serial number, with (starting from the right) a ones  
 5 digit, tens digit, hundred digits, thousands digit etc. Of course, more digits may be used, also in combination with letters and other alphanumeric characters. Usually, banknotes are printed in closed series of 1 million consecutively numbered notes, hence the example of seven digits serial numbers. Moreover, by convention, one defines that the lines are perpendicular to the direction of motion of the sheet and the columns are  
 10 parallel to said direction. In the example of figure 1, the sheet comprises 4\*8 notes (four columns and eight lines).

The formula used in the process according to the invention allows to define the start numbers for the hundreds and thousands digits to be printed on the first sheet of each  
 15 run of 100 consecutive sheets for each printed note on the sheet, when numbering upwards.

The formula is the following:  $Z = (j-1) + (i-1)*n + (m-1)*(k*n)$ , whereby

- 20 Z is the start number of the hundreds and thousands digits of a given note position in a run of 100 notes  
 j is the line position of the given note,  
 i is the column position of the given note,  
 n is the total number of lines on the sheet,  
 25 m is the number of the run of 100 sheets (first run, second run etc.) and  
 k is the number of columns on the sheet.

The collecting sequence of the finishing machine will then be  $i/j$ ,  $i=1\dots k$ ,  $j=1\dots n$ , starting from 1/1, 1/2, ..., 1/n, 2/1...2/n...k/n.  
 30 Accordingly, in this example, the number of digits  $p=7$ ,  $k=4$ ,  $n=8$  and  $q=100$  (run of 100 sheets), therefore  $s=2$ .

In the example of figure 1, each printed note contains, as a non limiting example, a seven digits serial number and the notes of successive sheets of a run of 100 sheets which are in the same position, that is in the same line and column, are numbered in a consecutive manner so that, once the 100 sheets have been numbered and are piled up, a given line and column of the pile contains 100 consecutively numbered notes. Further, the neighbouring line in the collecting sequence of the finishing machine in the same column contains 100 consecutively numbered notes with a numbering following directly the numbering of the preceding line so that when the run of 100 sheets is cut into piles of 100 individual notes, successive packs have a consecutive numbering.

This will be best understood with reference to figure 1 in which, by convention, the direction of movement of consecutive sheets is downwards, as indicated by the arrow. The first note of the first sheet is in the lower left side of said sheet and has a line position  $j = 1$  and a column position  $i = 1$  as indicated in figure 1. Being the first note, it receives the number 000 00 00. As explained above, since individual notes are consecutively numbered in the same line and column position to build a pile of 100 consecutively numbered notes when 100 sheets are piled up, the note receiving the number 000 00 01 is the note having the position  $j = 1$  and  $i = 1$  on the second sheet of a run of 100 sheets and similarly, the note in the same position on the third sheet of the run receives the number 000 00 02 etc. For the sake of clarity, not all 100 sheets of a run have been represented in figure 1 but only the first sheet and the last sheet are shown. Therefore, in line with the principle indicated above, the note in the position  $j = 1$  and  $i = 1$  of the last sheet of a run of 100 sheets receives the number 000 00 99. Once the 100 sheets of a run are piled up, the position  $j = 1$  and  $i = 1$  indeed contains 100 consecutively numbered notes, with the numbers 000 00 00 (first sheet), 000 00 01 (second sheet), 000 00 02 (third sheet)...000 00 99 (100<sup>th</sup> sheet).

According to the convention explained above, the notes placed in the position  $j = 2$  and  $i = 1$  (second line, first column) receive the serial numbers following the serial number of the notes placed in position  $j = 1$  and  $i = 1$ , therefore since the note in this position of the last sheet of a run of 100 has the number 000 00 99, the note in the position  $j = 2$  and  $i =$

1 of the first sheet of the run of 100 receives the serial number 000 01 00 as represented in figure 1. Accordingly, the note in this position on the last sheet of a run of 100 sheets thus receives the number 000 01 99 and so on for the next lines of the same column. Following this convention, the notes in position  $j = 8$  and  $i = 1$  receive the serial numbers 000 07 00 (first sheet) to 000 07 99 (last sheet) and the note carrying the next serial number 000 08 00 is in the position  $j = 1$  and  $i = 2$ , i.e. first line of the second column of the first sheet. The same principle is applied for each column, that is the note following the note in position  $j = 8$   $i = 2$  of the last sheet of a run of 10 sheets is in position  $j = 1$   $i = 3$  of the first sheet of the run of 100 etc. This allows a collecting of bundles of individual notes which are consecutively numbered in a simple manner to build packs of notes, for example of 1'000 notes, which are also consecutively numbered.

For the first sheet of a run of 100 sheets, the start numbers for the hundreds digit, the thousands digit and higher digits is determined by the formula indicated above.

For example in position  $j = 1$  and  $i = 1$  and the first run of 100 sheets ( $m = 1$ ), the calculation gives:

$Z = (j-1) + (i-1)*n + (m-1)*(k*n) = (1-1) + (1-1)*8 + (1-1)*(4*8) = 0 + 0*8 + 0*32 = 0,$   
hence the number 000 00 00.

For example in position  $j = 5$  and  $i = 1$  of the first run ( $m = 1$ ), the calculation gives:

$Z = (5-1) + (1-1)*8 + (1-1)*(4*8) = 4 + 0*8 + 0*32 = 4,$  hence the number 000 04 00.

In another example for position  $j = 4$  and  $i = 3$  of the first run ( $m = 1$ ), the calculation gives:

$Z = (4-1) + (3-1)*8 + (1-1)*(4*8) = 3 + 16 + 0*32 = 19,$  hence the number 000 19 00.

Accordingly, all starting values of the hundreds and thousands digits for each note of the first sheet of a run of 100 are determined by this formula. Once the last note of a run of 100 sheets has been numbered then the first note of the next run has to receive the next consecutive serial number. In the example of figure 1, the last serial number given

to a note is to the note in position  $j = 8$  and  $i = 4$ , which receives the number 000 31 99. Therefore, the first number to be used on the first sheet at position  $j = 1$  and  $i = 1$  of the next run of 100 sheets should be 000 32 00.

- 5 As in example of figure 1, this serial number should be given to the note in position  $j = 1$  and  $i = 1$  of the second run of 100 sheets, since figure 1 represents the first run of 100 sheets.

According to the formula, the calculation gives the following result, wherein  $m = 2$   
 10 (second run of 100 sheets):

$$Z = (j-1) + (i-1)*n + (m-1)*(k*n) = (1-1) + (1-1)*8 + (2-1)*(4*8) = 0 + 0*8 + 1*32 = 32, \text{ hence the number } 000\ 32\ 00.$$

- 15 Accordingly, the number calculated corresponds exactly to the number indicated above for the hundreds and thousands digit, i.e. 32.

Examples of numbering sequences are given in detail in figures 2a to 2h, for  
 20 consecutive runs of 100 sheets comprising  $4*8$  notes arranged in four columns and eight lines.

Figure 2a corresponds to figure 1 in that the sequence of the numbering for a run of 100 sheets is given in each note position, i.e. in position  $j = 1$  and  $i = 1$  000 00 00 to 000 00 99 (indicated by 000 00 00..99), corresponding to the numbers in the first sheet and the  
 25 last sheet of a run of 100 sheets in figure 1. The first run of 100 sheets thus produces the notes numbered from 000 00 00 (note in position  $j = 1$  and  $i = 1$  of the first sheet) to 000 31 99 (note in position  $j = 8$  and  $i = 4$  of the last sheet of the run).

The second run is represented in figure 2b and produces the notes numbered from 000  
 30 32 00 to 000 63 99.

The third run represented in figure 2c produces the notes numbered from 000 64 00 to 000 95 99.

5 The same applies to consecutive runs of 100 sheets which are represented in figures 2d (fourth run), 2e (fifth run), 2f (sixth run), 2g (seventh run) and 2h (eight run) and the explanation given above for the first run applies in similar manner to these consecutive runs with the given formula being used to determine the hundreds and thousands digit of the first sheet of each run.

10 Other examples of calculation demonstrate the use of the formula. For example in run 4, column 1, the numbers skip from 000 99 99 (line 4) to 001 00 00 (line 5).

Using the formula to calculate the number to be printed in position  $j = 5$   $i = 1$  of the fourth run, on calculated:

$$Z = (5-1) + (1-1)*8 + (4-1)(8*4) = 4 + 0*8 + 3*32 = 100, \text{ hence the number } 001\ 00\ 00$$

15 for this position on the first sheet of run 4.

Similarly, for run 7, in position  $j = 1$  and  $i = 2$ , the calculation with the formulation gives 200 as a result, hence the number 002 00 00 for the note in this position on the first sheet of this run.

20

Figure 3a to 3e shows the numbering series for runs of 100 sheets arranged in 5 columns and 9 lines. Figure 3a indicates the numbers from 000 00 00 to 000 44 99, figure 3b from 000 45 00 to 000 89 99, figure 3c from 000 90 00 to 001 34 99, figure 3d from 001 35 00 to 001 79 99 and figure 3e from 001 80 00 to 002 24 99.

25

Again, as with figures 1 and 2a to 2h, the numbers used in the digit corresponding to the hundred digits and higher digits for each note of the first sheet of each run of 100 are calculated with the above mentioned formula.

30 For example, position  $j = 1$  and  $i = 5$  in the first run ( $m = 1$ ) gives the following value for Z:

$$Z = (1-1) + (5-1)*9 + (1-1)*(5*9) = 4 * 9 = 36, \text{ hence the serial number } 000\ 36\ 00.$$

Another example for position  $j = 2$   $i = 2$  in run 3 ( $m = 3$ ),  $Z$  has the following value:

$Z = (2-1) + (2-1)*9 + (3-1)*5*9 = 1 + 9 + 2*45 = 100$ , hence the serial number 001 00 00.

5

All the start values for numbering the first sheet of each run of 100 sheets are accordingly easy to calculate with a simple algorithm and may be programmed well in advance of each run, on a computer for example, once the number of notes per sheet is known.

10

Due to the specific algorithm used to number the notes on the sheets of substrate, it is not possible to use conventional numbering devices. Indeed, only within a run of 100 sheets the notes of a particular note position on the sheet are consecutively numbered. For example, in position  $j = 1$  and  $i = 1$ , the serial numbers to be printed are on each sheet of the first run of 100 sheets is, as explained above, 000 00 00 to 000 00 99 (see figures 1 or 2a for example). There is only for the ones digit and the tens digit a serial numbering in consecutive sequence.

15

Once the first run of 100 sheets has been numbered, the next number to be printed on the first sheet of the second run of 100 sheets in the position  $j = 1$  and  $i = 1$  is not 000 01 00 (next consecutive number following 000 00 99) but 000 32 00 (see figure 2b). It is therefore necessary to be able to skip from 000 00 99 to 000 32 00. For the ones and tens digit, there is fact no skip since 00 follows immediately 99 but the hundreds digit, the thousands digit must skip from 00 to 32 in this position of the sheet. The same problem applies to all note positions in which, as shown in figures 2a to 2h, a skip takes place at least for the hundreds and the thousands digits after each run of 100 sheets, such skip occurring for each new run of 100 sheets.

20

25

For a downwards numbering, a similar formula can be used and the explanation given above for the upwards numbering apply mutatis mutandis. The formula is:  $Z = D/10^S - ((j-1) + (i-1)*n + (m-1)*k*n)$ , whereby  $D$  is the serial number from which the

30

downward numbering starts. This formula allows to set the initial number to be printed on the first substrate to be numbered.

5 Figures 4a to 4c show an example of a downward numbering for successive layers using said formula for the determination of the start numbers of a run of 100 sheets ( $S=2$ ) with numbers containing 8 digits ( $P=8$ ). In this example, the downward numbering starts from number 200'000 ( $D=200'000$ ). In figure 4a, the numbering sequence for runs  $m=1$  to  $m=3$  is disclosed with numbers 00200000 ( $m=1, j=1, i=1$ ) to 00190401 ( $m=3, j=8, i=4$ ); in figure 4b, the numbering sequence for runs  $m=4$  to  $m=6$  is disclosed with  
10 numbers 00190400 ( $m=4, j=1, i=1$ ) to 00180801 ( $m=6, j=8, i=4$ ); and on figure 4c, the numbering sequence for runs  $m=7, m=8$  and  $m=63$  is disclosed with numbers 00180800 ( $m=7, j=1, i=1$ ) to 00174401 ( $m=8, j=8, i=4$ ) and on layer 63 00001600 ( $j=1, i=1$ ) to 00000001 ( $j=8, i=2$ ). As can be seen, the sequence is completed in run 63, in column 2, row 8. This is logical since, in the configuration disclosed of 32 objects per substrate,  
15 each run of 100 substrates gives 3'200 numbered objects. 62 runs produces 198'400 numbered objects ( $62*3'200$ ) and to obtain 200'000 numbered objects, it is necessary to number  $200'000-198'400=1'600$  objects in the 63th run. Since a run produces 3'200 objects, half a run is sufficient to produce the remaining objects.

20 As indicated above, it is necessary to use numbering boxes which are able to skip numbers in order to follow the chosen numbering process. US patent 5,660,106, for example, which has been cited in the present application, discloses such a freely programmable numbering device able to print any given number, even non sequential numbers.

25

However, this numbering device is complicated to fabricate, thus expensive, has a tendency to produce heat and is rather slow when changing numbers due to its complicated mechanism. Accordingly, there is a need to develop a simpler numbering box able to carry out the numbering process according to the invention which fast,  
30 accurate and reliable.

The numbering device according to the invention comprises a hybrid construction combining at least two different actuating techniques, wherein the wheels used for the ones digit and the tens digit are linked and actuated as a sequential numbering device, i.e. a purely mechanical numbering unit and at least the wheels for the hundreds digit  
5 and thousands digit are actuated in a totally independent manner, for example by dedicated motors, to allow the skip of numbers.

Further higher digits numbered by wheels 5, 6, 7 and 8 (ten thousands, hundred thousands, million...) may be moved sequentially by a mechanical system, which will  
10 be actuated in a similar manner to the ones and tens digits.

Indeed, as seen in the examples disclosed above, it is sufficient to have only the wheel for the ones and the tens digits actuated in a purely sequential manner since these digits are always in a consecutive sequence (00 to 99) for successive sheets being numbered.  
15 This is particularly advantageous because these two digits are changing for each sheet and a mechanical actuating mechanism is more reliable and faster than the mechanism used in freely programmable numbering devices as disclosed in US 5,660,106. The digits for the hundreds, thousands and higher do not change for each sheet numbered and skip numbers as disclosed above and explained with reference to the examples in  
20 figures 1, 2a to 2h and 3a to 3e, therefore freely programmable mechanisms are necessary to move the corresponding numbering wheels and the actuating mechanisms will only be active when digits 4 and 5 change, which is every 100 sheets.

An embodiment of a numbering device according to the invention is described with  
25 reference to figures 5 to 8.

With reference to figure 5, the principle of a numbering device is explained, firstly for a mechanical sequential numbering, i.e. for the ones digit and tens digit. The numbering device comprises seven numbering wheels 1 to 7, that is a wheel 1 for the ones, a wheel  
30 2 for the tens, a wheel 3 for the hundreds etc. Preferably, all wheels are mounted in a frame 8 so as to be rotatable around a common axis 9. Wheels 1 and 2 are kinematically linked to each other in a manner known in the art, for example in US 4,677,910. A

forward motion lever 10 known per se which is used for the forward movement of the numbering wheels 1, 2. The lever 10 is rotatable around the axis 9 and carries, at one end an actuating roll 11 and, at the other end, a catch carrier 12 with operating catches 13, so-called fore-catchers. The catch carrier 12 with the operating catches 13, is supported rotatably about the axis 9 on the respective arm of the forward motion lever 10. The catches 13 are prestressed by a spring 50 in such a way that they are pressed in the direction of the indentations fixed at the side of the numbering wheels 1, 2. The depth of the tooth gaps of the various indentations of the numbering wheels 1, 2 and the length of the associated operating catches 13 are designed and dimensioned in a known manner in such a way that the operating catch 13 associated with the ones numbering wheel 1 always engages in the indentations of that numbering wheel 1, but that the operating catch 13 associated with the tens numbering wheel 2 can engage the indentations of the wheel 2 only if the ones numbering wheel is set to the number 0 in a downwards numbering process.

For further explanations regarding the functioning of a mechanical numbering device, reference is made to US 4,677,910, in particular column 4, line 54 to column 5, line 65, column 11, line 16 to column 12, line 31, which passages are incorporated by reference in the present application.

Then, as shown schematically in figure 5, the wheel 3 for the hundreds digits and the wheel 4 for the thousands digit are actuated in an independent manner, for example by motors 15 and 16, through pinions 17, 18 (see figure 7). This allows both wheels 3 and 4 to be moved quickly to any desired number, hence a skipping of the numbering sequence printed by the numbering device can be programmed. The principle of an independent actuating motor for a numbering wheel has been disclosed in US 4,677,910, and reference is made to this patent for detailed explanations of functioning. Preferably, the motors are operated automatically by a computer device (not shown) in which the numbering sequence has been programmed/calculated for given runs of sheets. The skips in the numbering sequences are thus known and can be applied to the numbering devices of a numbering machine during the numbering process.

The actuating mechanism of the numbering wheels 6 to 8 etc. corresponding to the ten thousands, hundred thousands and higher digits (if any) is also preferably done mechanically in sequence. However, it is only actuated when the algorithm requires to increment the ten thousands and subsequently the hundred thousands and higher digits.

5

With reference to figure 6 to 8 an example of an actuating mechanism for wheels 5 to 7 is described in a numbering device according to the invention. The numbering device comprises nine wheels (wheels 1 to 8 and wheel 8'), wheel 8' being for example useful to print a prefix to the number printed by wheels 1 to 8. The actuating mechanism  
10 comprises the catch carrier 12 which carries additional, independent catches 25, said carrier 12 being supported rotably about axis 9. The catches 25 are rotably fixed to the catch carrier 12 by an axis 14 and prestressed by spring 26 in such a way that they are pressed into the direction of the indentations fixed at the side of the numbering wheels 5, 6, 7. Those catches 25 will only actuate, when a steering catch 27 is freed by the  
15 actuation cam 28. The actuation cam 28 is rotated by an electromagnetic actuator 29, which increments through its actuation the digits 5, 6, 7 according to the algorithm of the layer start numbers. This system is principally similar to the mechanical arrangements as for wheels 1 and 2. The difference resides in its actuating by catches 25 only when mechanically freed.

20

The numbering device according to the invention comprises three stages: a purely mechanical stage which is the most reliable mechanism for ones and tens digits changing all the time, a motor driven stage for hundreds and thousands which is also fast for digits changing not all the time but which skip numbers, and an electromagnetic  
25 stage for higher digits which change consecutively in numerical sequence at lesser frequency.

30

A numbering device according to the present invention builds an optimal solution between complexity and reliability of the principle of the systems used to actuate the numbering wheels, and also allows the particular numbering method to be carried out in an effective manner.

From the numbering processes disclosed, a method for processing a substrate in the form of sheets or web can be implemented. In this method of processing, each sheet or each repetitive length of web contains objects arranged in k columns and n rows, said objects being numbered with a number containing p digits, comprising digits 1 to s, s+1  
5 to r and r+1 to p. Piles of q sheets or of q repeat length of web are transformed into individual sheets and formed and processed into packs of individual objects by cutting said rows and said columns, whereby q is dividable with an even result by  $10^8$ , the packs resulting from the sequential cutting of successive piles forms a continuous flow of objects sequentially numbered by the formula disclosed for upwards or downwards  
10 numbering. As indicated above, in the finishing machine, once the runs of sheets, or of piles of web cut into sheets, have been cut successive piles, the collecting sequence is preferably  $i/j$ ,  $i=1\dots k$ ,  $j=1\dots n$ , starting from  $1/1$ ,  $1/2, \dots, 1/n$ ,  $2/1\dots 2/n\dots k/n$ . The piles made of the successive lines of the first column are collected, then the lines of the second column etc.

15

The embodiments of the invention are given by way of example only and are not to be considered as limitations to the scope of the claims.

Further, the examples described in the present application have been mainly directed to  
20 security notes arranged on a sheet of substrate, such as paper. It is of course understood that the invention is not limited to security notes but is applicable to all objects receiving a serial number which are arranged in rows and columns on successive substrates entering a numbering machine.

**THE CLAIMS DEFINING THE INVENTION ARE AS FOLLOWS:**

1. Process for numbering objects, such as securities, banknotes, checks and cards and other similar objects, which objects are arranged in rows and columns on a substrate, said process comprising the step of printing a serial number onto each one of said objects, said serial number having p digits composed of digits 1 to s, s+1 to r and r+1 to p, said process being characterised in that for a substrate carrying k columns and n rows, whereby  $k*n$  is smaller than  $10^s$ , s being smaller than p, the start value of digit s+1 to digit r of the serial number of each object is calculated for each first substrate of a run of  $10^s$  successive substrates with the formula
- $$Z = (j-1) + (i-1)*n + (m-1)*(k*n),$$
- whereby j identifies the line of the object, i identifies the column of the object and m identifies the run of  $10^s$  successive substrates.
2. A process as claimed in claim 1, whereby numbering is carried out downwards and the formula is  $Z = D/10^s - ((j-1) + (i-1)*n + (m-1)*k*n)$ , whereby D is the serial number from which downward numbering starts.
3. A method for processing a substrate in the form of sheets or repetitive lengths of a web, wherein each sheet or each repetitive length of web contains objects arranged in k columns and n rows, said objects being numbered according to the process of claim 1 or 2 so that each object is provided with a serial number containing p digits, which digits comprise digits 1 to s, s+1 to r and r+1 to p, wherein piles of q sheets or of q repetitive lengths of web transformed into individual sheets are formed and processed into packs of individual objects by cutting said piles along said rows and said columns, whereby q is dividable with an even result by  $10^s$ , the packs resulting from the sequential cutting of successive piles forming a continuous flow of sequentially-numbered objects.
4. A numbering box for carrying out typographic numbering in sheet-fed or web-fed printing machines according to the process of claim 1 or 2, wherein numbered sheets or repetitive lengths of a web are subsequently to be processed according to the method of claim 3, said numbering box being characterised by sequential actuation means for digits 1 to s, where  $10^s$  is smaller or equal to q, and

individually settable actuation means for digits  $s+1$  to  $r$ , where the maximum number printable by digits 1 to  $s$  and  $s+1$  to  $r$  is smaller or equal to  $k*n*q$ , and

sequential actuation means for digits  $r+1$  to  $p$ .

- 5 5. A numbering box as claimed in claim 4, characterised in that it comprises  $p$  numbering wheels for printing said  $p$  digits.
6. A numbering box as claimed in claims 4 or 5, characterised in that the purely sequential actuation means for digits 1 to  $s$  comprise mechanical actuation means.
- 10 7. A numbering box as claimed in claim 4 or 5, characterised in that said purely individually settable actuation means for digits  $s+1$  to  $r$  comprise independent drives.
8. A numbering box as claimed in claim 4 or 5, characterised in that said sequential  
15 actuation means for digits  $r+1$  to  $p$  comprise an electromagnetic actuator.
9. A process for numbering objects, such as securities, banknotes, checks and cards and other similar objects arranged in rows and columns on a substrate substantially as herein described in any one of the embodiments in the detailed description of the invention with  
20 reference to the drawings.

j=8 i=1	j=8 i=2	j=8 i=3	j=8 i=4
000 07 99	000 15 99	000 23 99	000 31 99
j=7 i=1	j=7 i=2	j=7 i=3	j=7 i=4
000 06 99	000 14 99	000 22 99	000 30 99
j=6 i=1	j=6 i=2	j=6 i=3	j=6 i=4
000 05 99	000 13 99	000 21 99	000 29 99
j=5 i=1	j=5 i=2	j=5 i=3	j=5 i=4
000 04 99	000 12 99	000 20 99	000 28 99
j=4 i=1	j=4 i=2	j=4 i=3	j=4 i=4
000 03 99	000 11 99	000 19 99	000 27 99
j=3 i=1	j=3 i=2	j=3 i=3	j=3 i=4
000 02 99	000 10 99	000 18 99	000 26 99
j=2 i=1	j=2 i=2	j=2 i=3	j=2 i=4
000 01 99	000 09 99	000 17 99	000 25 99
j=1 i=1	j=1 i=2	j=1 i=3	j=1 i=4
000 00 99	000 08 99	000 16 99	000 24 99
last sheet of the first run of 100 sheets			

j=8 i=1	j=8 i=2	j=8 i=3	j=8 i=4
000 07 00	000 15 00	000 23 00	000 31 00
j=7 i=1	j=7 i=2	j=7 i=3	j=7 i=4
000 06 00	000 14 00	000 22 00	000 30 00
j=6 i=1	j=6 i=2	j=6 i=3	j=6 i=4
000 05 00	000 13 00	000 21 00	000 29 00
j=5 i=1	j=5 i=2	j=5 i=3	j=5 i=4
000 04 00	000 12 00	000 20 00	000 28 00
j=4 i=1	j=4 i=2	j=4 i=3	j=4 i=4
0000300	0001100	0001900	0002700
j=3 i=1	j=3 i=2	j=3 i=3	j=3 i=4
0000200	0001000	0001800	0002600
j=2 i=1	j=2 i=2	j=2 i=3	j=2 i=4
0000100	0000900	0001700	0002500
j=1 i=1	j=1 i=2	j=1 i=3	j=1 i=4
0000000	0000800	0001600	0002400
1 <sup>st</sup> sheet of the first run of 100 sheets m = 1			



Fig. 1

1<sup>st</sup> Run of 100 m= 1

	x	i			
		1	2	3	4
n	8	0000700..99	00001500..99	0002300..99	0003100..99
	7	0000600..99	00001400..99	0002200..99	0003000..99
	6	0000500..99	0001300..99	0002100..99	0002900..99
j	5	0000400..99	0001200..99	0002000..99	0002800..99
	4	0000300..99	0001100..99	0001900..99	0002700..99
	3	0000200..99	0001000..99	0001800..99	0002600..99
y	2	0000100..99	0000900..99	0001700..99	0002500..99
	1	0000000..99	0000800..99	0001600..99	0002400..99

Fig.2a

2<sup>nd</sup> Run of 100 m= 2

	x	i			
		1	2	3	4
n	8	0003900..99	0004700..99	0005500..99	0006300..99
	7	0003800..99	0004600..99	0005400..99	0006200..99
	6	0003700..99	0004500..99	0005300..99	0006100..99
j	5	0003600..99	0004400..99	0005200..99	0006000..99
	4	0003500..99	0004300..99	0005100..99	0005900..99
	3	0003400..99	0004200..99	0005000..99	0005800..99
y	2	0003300..99	0004100..99	0004900..99	0005700..99
	1	0003200..99	0004000..99	0004800..99	0005600..99

Fig.2b

3<sup>rd</sup> Run of 100 m= 3

	x	i			
		1	2	3	4
n	8	0007100..99	0007900..99	0008700..99	0009500..99
	7	0007000..99	0007800..99	0008600..99	0009400..99
	6	0006900..99	0007700..99	0008500..99	0009300..99
j	5	0006800..99	0007600..99	0008400..99	0009200..99
	4	0006700..99	0007500..99	0008300..99	0009100..99
	3	0006600..99	0007400..99	0008200..99	0009000..99
y	2	0006500..99	0007300..99	0008100..99	0008900..99
	1	0006400..99	0007200..99	0008000..99	0008800..99

Fig.2c

4<sup>th</sup> Run of 100 m= 4

	x	i			
		1	2	3	4
n	8	0010300..99	0011100..99	0011900..99	0012700..99
	7	0010200..99	0011000..99	0011800..99	0012600..99
	6	0010100..99	0010900..99	0011700..99	0012500..99
j	5	0010000..99	0010800..99	0011600..99	0012400..99
	4	0009900..99	0010700..99	0011500..99	0012300..99
	3	0009800..99	0010600..99	0011400..99	0012200..99
y	2	0009700..99	0010500..99	0011300..99	0012100..99
	1	0009600..99	0010400..99	0011200..99	0012000..99

Fig.2d

5<sup>th</sup> Run of 100 m= 5

	x	i			
		1	2	3	4
n	8	0013500..99	0014300..99	0015100..99	0015900..99
	7	0013400..99	0014200..99	0015000..99	0015800..99
	6	0013300..99	0014100..99	0014900..99	0015700..99
j	5	0013200..99	0014000..99	0014800..99	0015600..99
	4	0013100..99	0013900..99	0014700..99	0015500..99
	3	0013000..99	0013800..99	0014600..99	0015400..99
y	2	0012900..99	0013700..99	0014500..99	0015300..99
	1	0012800..99	0013600..99	0014400..99	0015200..99

Fig.2e

6<sup>th</sup> Run of 100 m= 6

	x	i			
		1	2	3	4
n	8	0016700..99	0017500..99	0018300..99	0019100..99
	7	0016600..99	0017400..99	0018200..99	0019000..99
	6	0016500..99	0017300..99	0018100..99	0018900..99
j	5	0016400..99	0017200..99	0018000..99	0018800..99
	4	0016300..99	0017100..99	0017900..99	0018700..99
	3	0016200..99	0017000..99	0017800..99	0018600..99
y	2	0016100..99	0016900..99	0017700..99	0018500..99
	1	0016000..99	0016800..99	0017600..99	0018400..99

Fig.2f

7<sup>th</sup> Run of 100 m= 7

	x	i k			
		1	2	3	4
n	8	0019900..99	0020700..99	0021500..99	0022300..99
	7	0019800..99	0020600..99	0021400..99	0022200..99
	6	0019700..99	0020500..99	0021300..99	0022100..99
j	5	0019600..99	0020400..99	0021200..99	0022000..99
	4	0019500..99	0020300..99	0021100..99	0021900..99
	3	0019400..99	0020200..99	0021000..99	0021800..99
y	2	0019300..99	0020100..99	0020900..99	0021700..99
	1	0019200..99	0020000..99	0020800..99	0021600..99

Fig.2g

8<sup>th</sup> Run of 100 m= 8

	x	i k			
		1	2	3	4
n	8	0023100..99	0023900..99	0024700..99	0025500..99
	7	0023000..99	0023800..99	0024600..99	0025400..99
	6	0022900..99	0023700..99	0024500..99	0025300..99
j	5	0022800..99	0023600..99	0024400..99	0025200..99
	4	0022700..99	0023500..99	0024300..99	0025100..99
	3	0022600..99	0023400..99	0024200..99	0025000..99
y	2	0022500..99	0023300..99	0024100..99	0024900..99
	1	0022400..99	0023200..99	0024000..99	0024800..99

Fig.2h

1<sup>st</sup> Run of 100 m = 1

		x		i		k	
		1	2	3	4	5	
n	9	0000800..99	0001700..99	0002600..99	0003500..99	0004400..99	
	8	0000700..99	0001600..99	0002500..99	0003400..99	0004300..99	
	7	0000600..99	0001500..99	0002400..99	0003300..99	0004200..99	
j	6	0000500..99	0001400..99	0002300..99	0003200..99	0004100..99	
	5	0000400..99	0001300..99	0002200..99	0003100..99	0004000..99	
	4	0000300..99	0001200..99	0002100..99	0003000..99	0003900..99	
y	3	0000200..99	0001100..99	0002000..99	0002900..99	0003800..99	
	2	0000100..99	0001000..99	0001900..99	0002800..99	0003700..99	
	1	0000000..99	0000900..99	0001800..99	0002700..99	0003600..99	

Fig.3a

2<sup>nd</sup> Run of 100 m = 2

		x		i		k	
		1	2	3	4	5	
n	9	00005300..99	00006200..99	00007100..99	00008000..99	00008900..99	
	8	00005200..99	00006100..99	00007000..99	00007900..99	00008800..99	
	7	00005100..99	00006000..99	00006900..99	00007800..99	00008700..99	
j	6	00005000..99	00005900..99	00006800..99	00007700..99	00008600..99	
	5	00004900..99	00005800..99	00006700..99	00007600..99	00008500..99	
	4	00004800..99	00005700..99	00006600..99	00007500..99	00008400..99	
y	3	00004700..99	00005600..99	00006500..99	00007400..99	00008300..99	
	2	00004600..99	00005500..99	00006400..99	00007300..99	00008200..99	
	1	00004500..99	00005400..99	00006300..99	00007200..99	00008100..99	

Fig.3b

3<sup>rd</sup> Run of 100 m = 3

		x		i		k	
		1	2	3	4	5	
n	9	00009800..99	00010700..99	00011600..99	00012500..99	00013400..99	
	8	00009700..99	00010600..99	00011500..99	00012400..99	00013300..99	
	7	00009600..99	00010500..99	00011400..99	00012300..99	00013200..99	
j	6	00009500..99	00010400..99	00011300..99	00012200..99	00013100..99	
	5	00009400..99	00010300..99	00011200..99	00012100..99	00013000..99	
	4	00009300..99	00010200..99	00011100..99	00012000..99	00012900..99	
y	3	00009200..99	00010100..99	00011000..99	00011900..99	00012800..99	
	2	00009100..99	00010000..99	00010900..99	00011800..99	00012700..99	
	1	00009000..99	00099000..99	00010800..99	00011700..99	00012600..99	

Fig.3c

4<sup>th</sup> Run of 100 m= 4

		1	2	i	4	k
		1	2	3	4	5
n	9	00014300..99	00015200..99	00016100..99	00017000..99	00017900..99
	8	00014200..99	00015100..99	00016000..99	00016900..99	00017800..99
	7	00014100..99	00015000..99	00015900..99	00016800..99	00017700..99
	6	00014000..99	00014900..99	00015800..99	00016700..99	00017600..99
j	5	00013900..99	00014800..99	00015700..99	00016600..99	00017500..99
	4	00013800..99	00014700..99	00015600..99	00016500..99	00017400..99
	3	00013700..99	00014600..99	00015500..99	00016400..99	00017300..99
	2	00013600..99	00014500..99	00015400..99	00016300..99	00017200..99
y	1	00013500..99	00014400..99	00015300..99	00016200..99	00017100..99

Fig.3d

5<sup>th</sup> Run of 100 m= 5

		x		i		k
		1	2	3	4	5
n	9	00018800..99	00019700..99	00020600..99	00021500..99	00022400..99
	8	00018700..99	00019600..99	00020500..99	00021400..99	00022300..99
	7	00018600..99	00019500..99	00020400..99	00021300..99	00022200..99
	6	00018500..99	00019400..99	00020300..99	00021200..99	00022100..99
j	5	00018400..99	00019300..99	00020200..99	00021100..99	00022000..99
	4	00018300..99	00019200..99	00020100..99	00021000..99	00021900..99
	3	00018200..99	00019100..99	00020000..99	00020900..99	00021800..99
	2	00018100..99	00019000..99	00019900..99	00020800..99	00021700..99
y	1	00018000..99	00018900..99	00019800..99	00020700..99	00021600..99

Fig.3e

Figure 4a

layer m	1	x	i k			
			1	2	3	4
<i>200'000</i>						
n	8	00199300..201	00198500..401	00197700..601	00196900..801	
	7	00199400..301	00198600..501	00197800..701	00197000..901	
	6	00199500..401	00198700..601	00197900..801	00197100..001	
j	5	00199600..501	00198800..701	00198000..901	00197200..101	
	4	00199700..601	00198900..801	00198100..001	00197300..201	
	3	00199800..701	00199000..901	00198200..101	00197400..301	
	2	00199900..801	00199100..001	00198300..201	00197500..401	
y	1	00200000..901	00199200..101	00198400..301	00197600..501	

layer m	2	x	i k			
			1	2	3	4
<i>200'000</i>						
n	8	00196100..001	00195300..201	00194500..401	00193700..601	
	7	00196200..101	00195400..301	00194600..501	00193800..701	
	6	00196300..201	00195500..401	00194700..601	00193900..801	
j	5	00196400..301	00195600..501	00194800..701	00194000..901	
	4	00196500..401	00195700..601	00194900..801	00194100..001	
	3	00196600..501	00195800..701	00195000..901	00194200..101	
	2	00196700..601	00195900..801	00195100..001	00194300..201	
y	1	00196800..701	00196000..901	00195200..101	00194400..301	

layer	3	x	i k			
			1	2	3	4
<i>200'000</i>						
n	8	00192900..801	00192100..001	00191300..201	00190500..401	
	7	00193000..901	00192200..101	00191400..301	00190600..501	
	6	00193100..001	00192300..201	00191500..401	00190700..601	
j	5	00193200..101	00192400..301	00191600..501	00190800..701	
	4	00193300..201	00192500..401	00191700..601	00190900..801	
	3	00193400..301	00192600..501	00191800..701	00191000..901	
	2	00193500..401	00192700..601	00191900..801	00191100..001	
y	1	00193600..501	00192800..701	00192000..901	00191200..101	

Figure 4b

layer	4	x	i			
			1	2	3	4
200'000						
n	8	00189700..601	00188900..801	00188100..001	00187300..201	
	7	00189800..701	00189000..901	00188200..101	00187400..301	
	6	00189900..801	00189100..001	00189300..201	00187500..401	
j	5	00190000..901	00189200..101	00188400..301	00187600..501	
	4	00190100..001	00189300..201	00188500..401	00187700..601	
	3	00190200..101	00189400..301	00188600..501	00187800..701	
	2	00190300..201	00189500..401	00188700..601	00187900..801	
y	1	00190400..301	00189600..501	00188800..701	00188000..901	

layer	5	x	i			
			1	2	3	4
200'000						
n	8	00186500..401	00185700..601	00184900..801	00184100..001	
	7	00186600..501	00185800..701	00185000..901	00184200..101	
	6	00186700..601	00185900..801	00185100..001	00184300..201	
j	5	00186800..701	00186000..901	00185200..101	00184400..301	
	4	00186900..801	00186100..001	00185300..201	00184500..401	
	3	00187000..901	00186200..101	00185400..301	00184600..501	
	2	00187100..001	00186300..201	00185500..401	00184700..601	
y	1	00187200..101	00186400..301	00185600..501	00184800..701	

layer	6	x	i			
			1	2	3	4
200'000						
n	8	00183300..201	00182500..401	00181700..601	00180900..801	
	7	00183400..301	00182600..501	00181800..701	00181000..901	
	6	00183500..401	00182700..601	00181900..801	00181100..001	
j	5	00183600..501	00182800..701	00182000..901	00181200..101	
	4	00183700..601	00182900..801	00182100..001	00181300..201	
	3	00183800..701	00183000..901	00182200..101	00181400..301	
	2	00183900..801	00183100..001	00182300..201	00181500..401	
y	1	00184000..901	00183200..101	00182400..301	00181600..501	

Figure 4c

layer	7	x	i		k	
200'000			1	2	3	4
n	8	00180100..001	00179300..201	00178500..401	00177700..601	
	7	00180200..101	00179400..301	00178600..501	00177800..701	
	6	00180300..201	00179500..401	00178700..601	00177900..801	
j	5	00180400..301	00179600..501	00178800..701	00178000..901	
	4	00180500..401	00179700..601	00178900..801	00178100..001	
	3	00180600..501	00179800..701	00179000..901	00178200..101	
y	2	00180700..601	00179900..801	00179100..001	00178300..201	
	1	00180800..701	00180000..901	00179200..101	00178400..301	

layer	8	x	i		k	
200'000			1	2	3	4
n	8	00176900..801	00176100..001	00175300..201	00174500..401	
	7	00177000..901	00176200..101	00175400..301	00174600..501	
	6	00177100..001	00176300..201	00175500..401	00174700..601	
j	5	00177200..101	00176400..301	00175600..501	00174800..701	
	4	00177300..201	00176500..401	00175700..601	00174900..801	
	3	00177400..301	00176600..501	00175800..701	00175000..901	
y	2	00177500..401	00176700..601	00175900..801	00175100..001	
	1	00177600..501	00176800..701	00176000..901	00175200..101	

layer	63	x	i		k	
200'000			1	2	3	4
n	8	00900..801	00100..001	XXXXXXXXXX	XXXXXXXXXX	
	7	001000..901	00200..101	XXXXXXXXXX	XXXXXXXXXX	
	6	001100..001	00300..201	XXXXXXXXXX	XXXXXXXXXX	
j	5	001200..101	00400..301	XXXXXXXXXX	XXXXXXXXXX	
	4	001300..201	00500..401	XXXXXXXXXX	XXXXXXXXXX	
	3	001400..301	00600..501	XXXXXXXXXX	XXXXXXXXXX	
y	2	001500..401	00700..601	XXXXXXXXXX	XXXXXXXXXX	
	1	001600..501	00800..701	XXXXXXXXXX	XXXXXXXXXX	

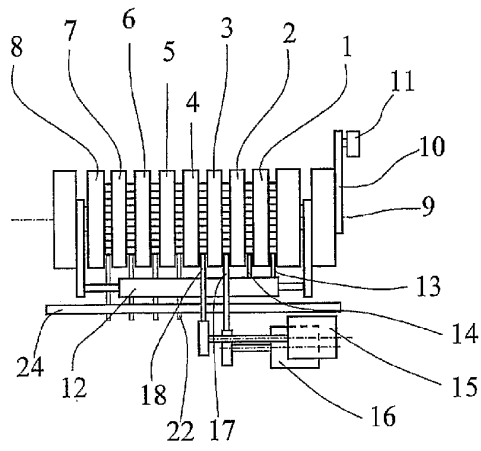


Fig.5

Fig.6

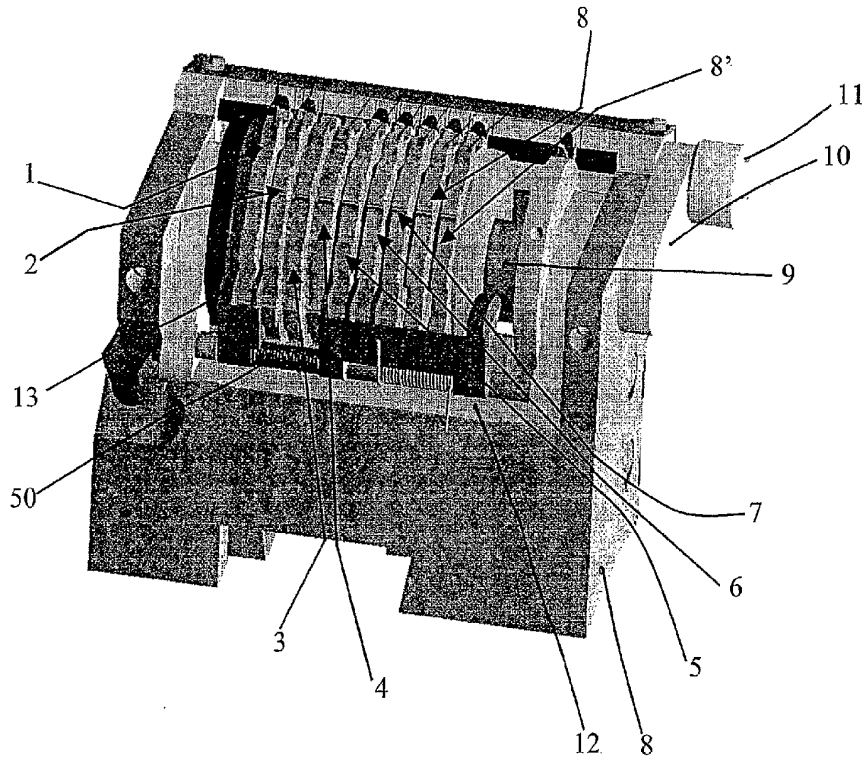


Fig.7

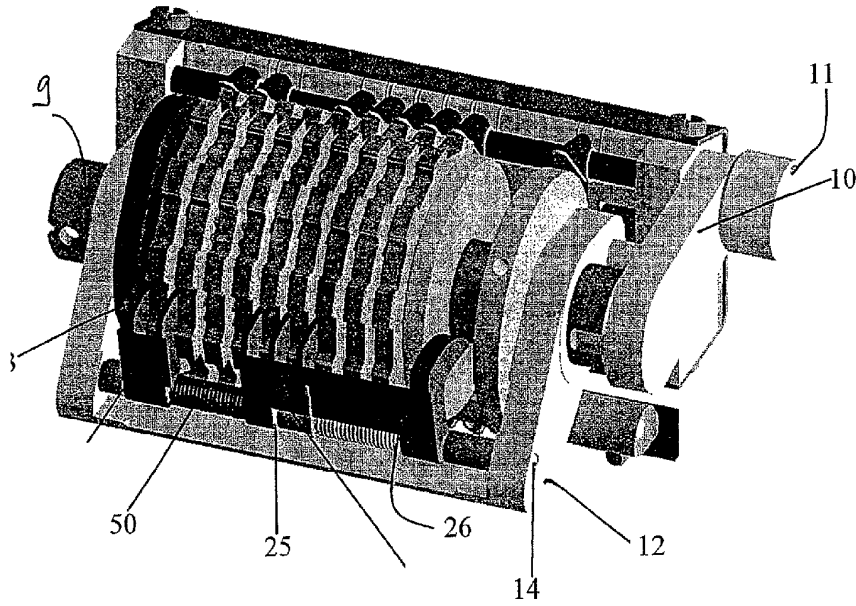


Fig.8

