



US00D994387S

(12) **United States Design Patent**
Witt et al.

(10) **Patent No.:** **US D994,387 S**

(45) **Date of Patent:** **** Aug. 8, 2023**

(54) **SHOWER FIXTURE**

(71) Applicant: **HANSGROHE SE**, Schiltach (DE)

(72) Inventors: **Alvaro Witt**, Stuttgart (DE); **Andreas Diefenbach**, Ludwigsburg-Ossweil (DE)

(73) Assignee: **Hansgrohe SE**, Schiltach (DE)

(**) Term: **15 Years**

(21) Appl. No.: **29/757,437**

(22) Filed: **Nov. 5, 2020**

(30) **Foreign Application Priority Data**

May 11, 2020 (EM) 007880810-0018

(51) **LOC (14) Cl.** **23-08**

(52) **U.S. Cl.**
USPC **D6/549**

(58) **Field of Classification Search**
USPC D6/549, 529, 546, 320, 553
CPC A47K 10/04; A47K 2201/00; A47K
2201/02; A47K 10/14
See application file for complete search history.

(56) **References Cited**

U.S. PATENT DOCUMENTS

D519,766 S * 5/2006 Gilbert D6/524
D557,049 S * 12/2007 Sedwick D6/524

D616,682 S * 6/2010 Gilbert D6/524
D769,640 S * 10/2016 Chang D6/524
D945,173 S * 3/2022 Witt D6/323
D978,562 S * 2/2023 Witt D6/549

FOREIGN PATENT DOCUMENTS

EM 001090567-0011 5/2009
EM 002013425-0023 3/2013

* cited by examiner

Primary Examiner — Gino Colan

(74) *Attorney, Agent, or Firm* — Lora J. Graentzdoerffer

(57) **CLAIM**

The ornamental design for a shower fixture, as shown and described.

DESCRIPTION

FIG. 1 is a perspective view of a shower fixture showing our design;

FIG. 2 is a front elevational view;

FIG. 3 is a rear elevational view;

FIG. 4 is a side elevational view;

FIG. 5 is a side elevational view;

FIG. 6 is a top plan view; and,

FIG. 7 is a bottom plan view.

The broken line disclosures in the view represents portions of the shower fixture in which the claimed design is embodied, but which forms no part of the claimed design.

1 Claim, 7 Drawing Sheets

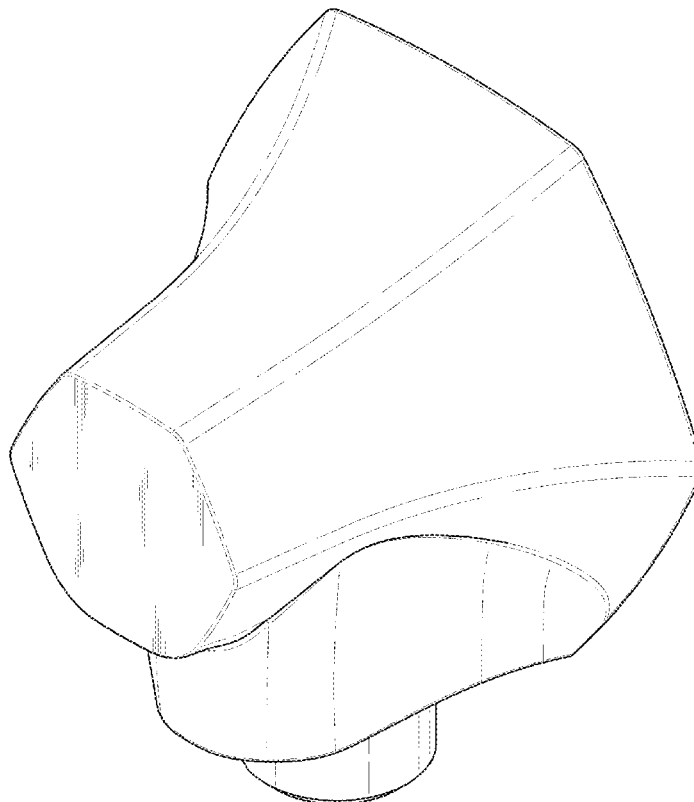


FIG. 1

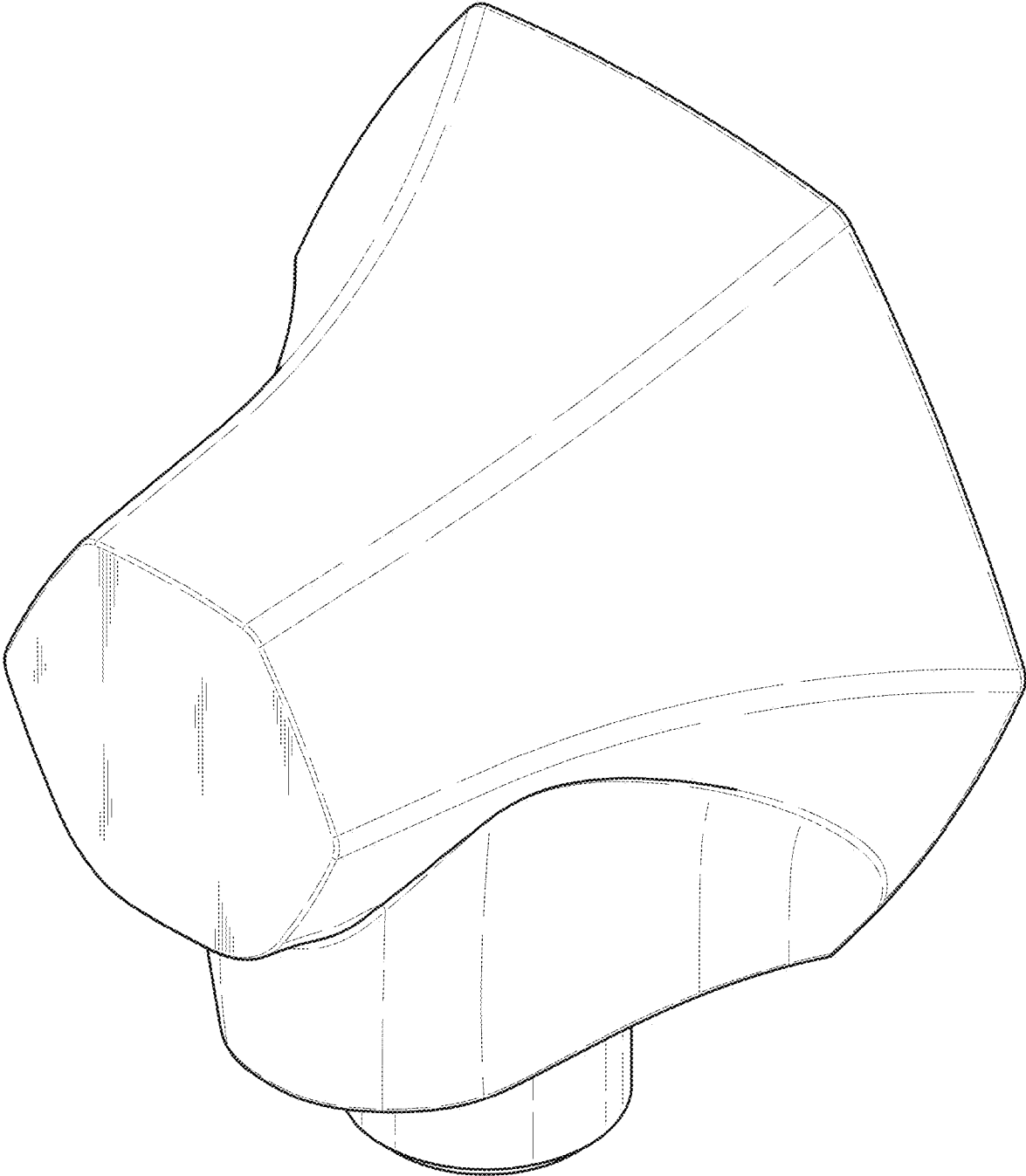


FIG. 2

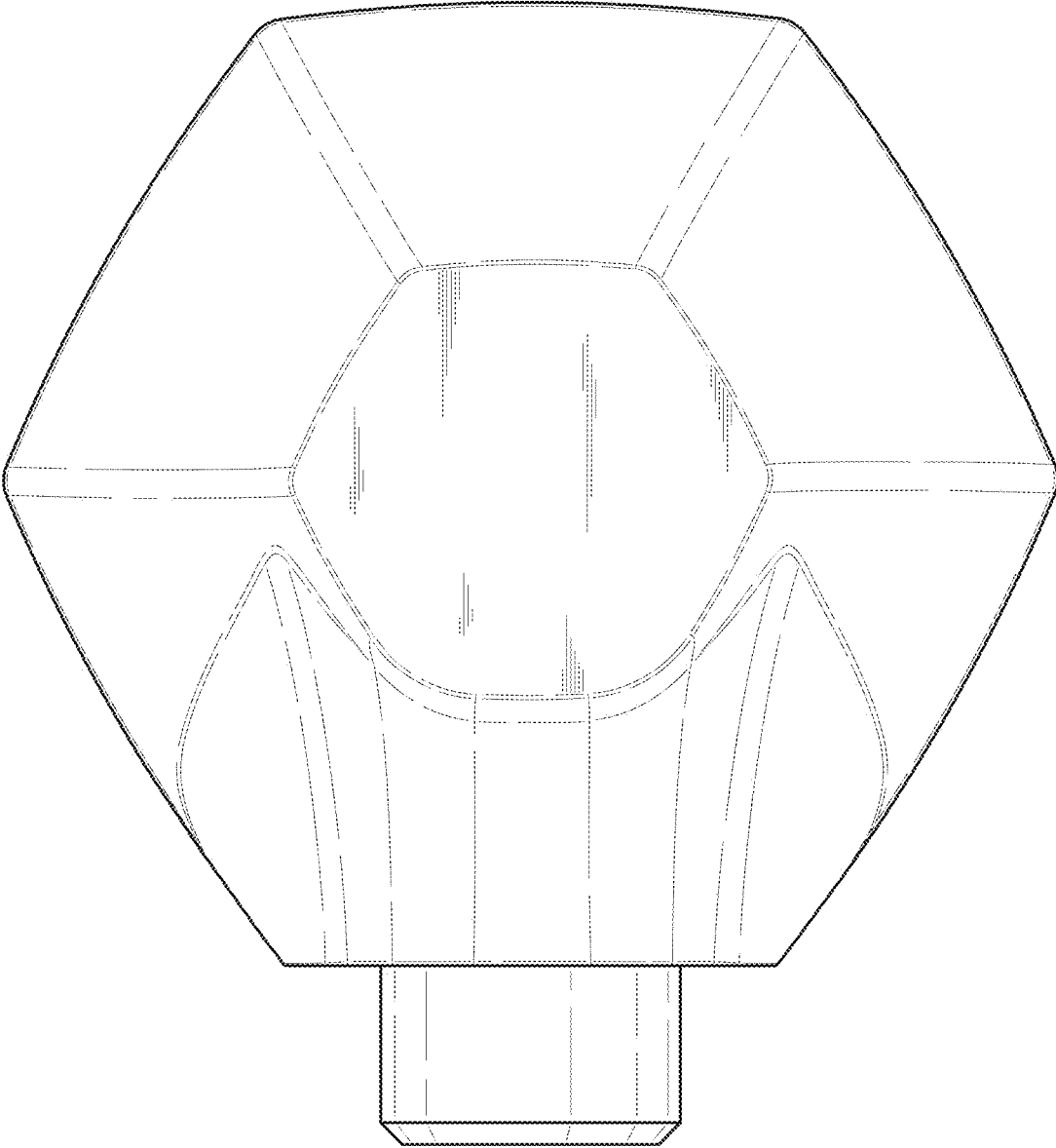


FIG. 3

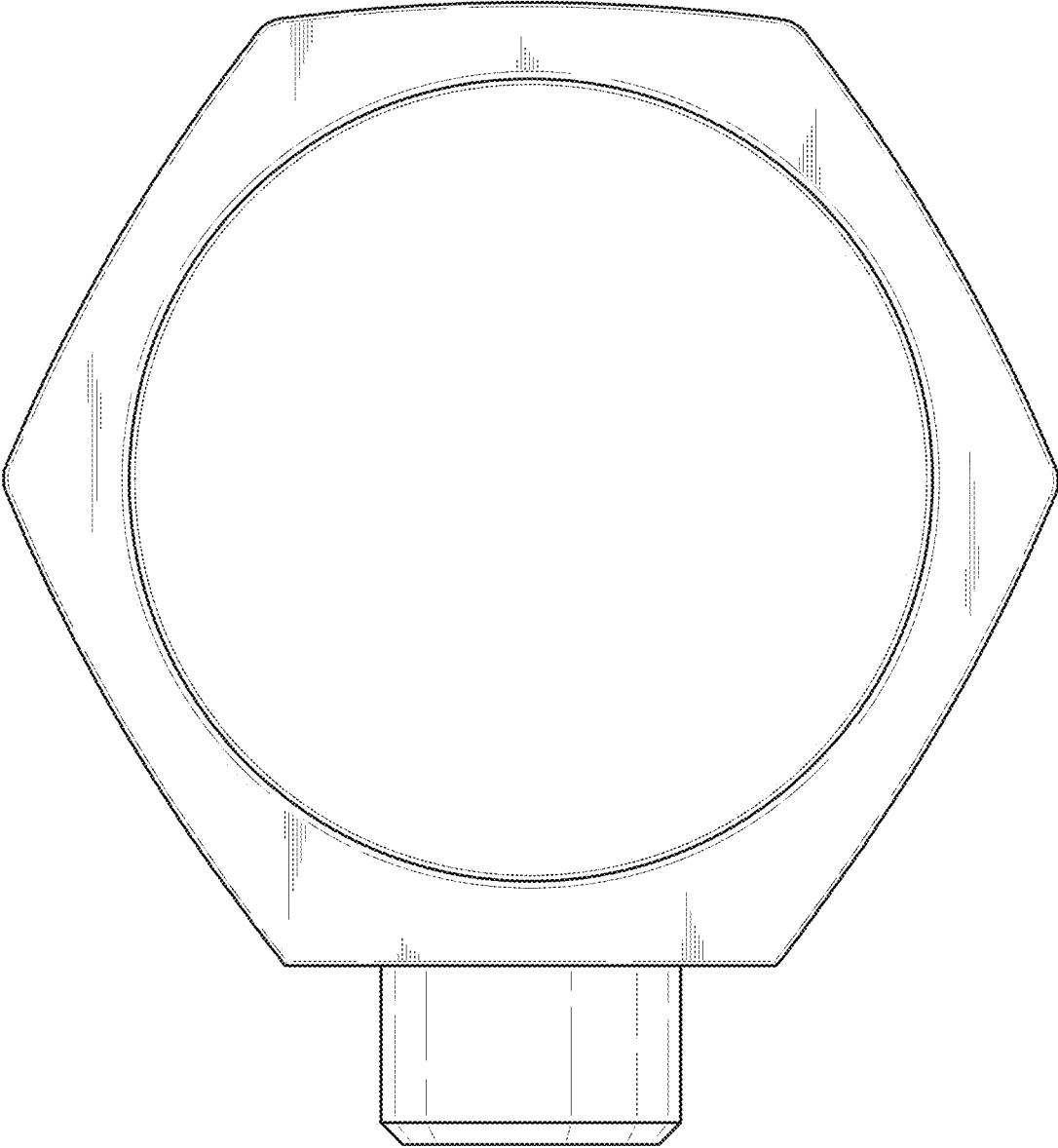


FIG. 4




FIG. 5

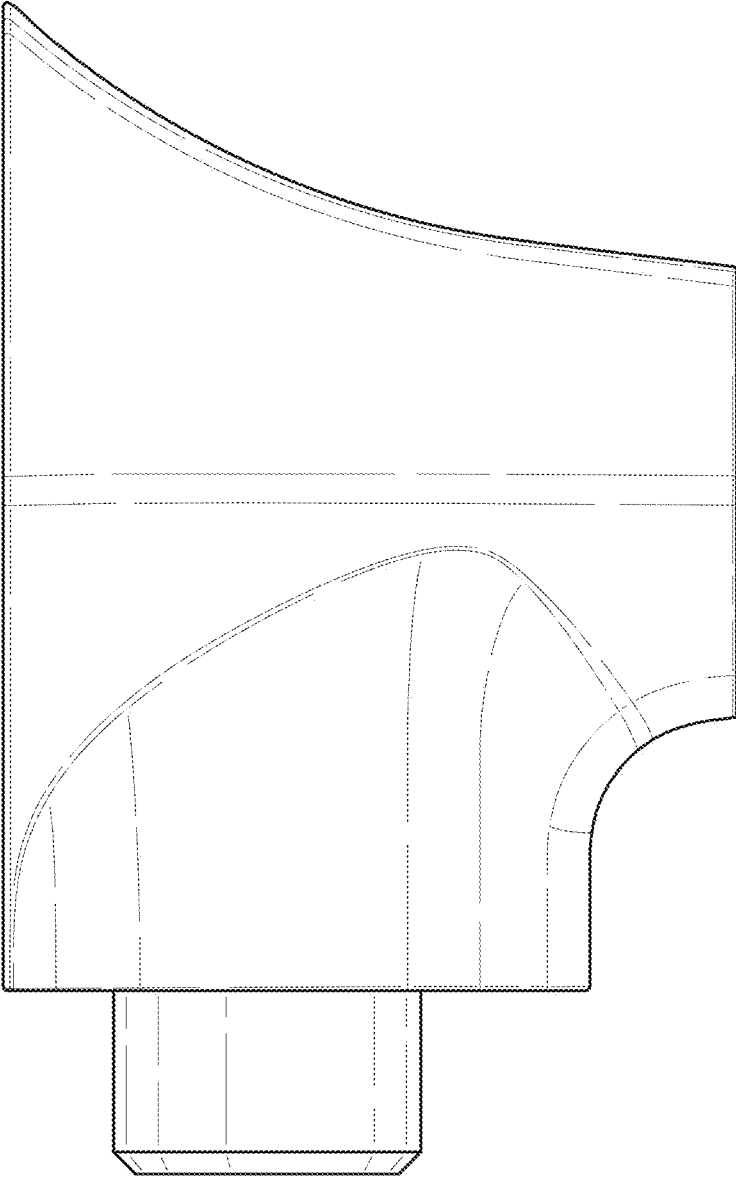


FIG. 6

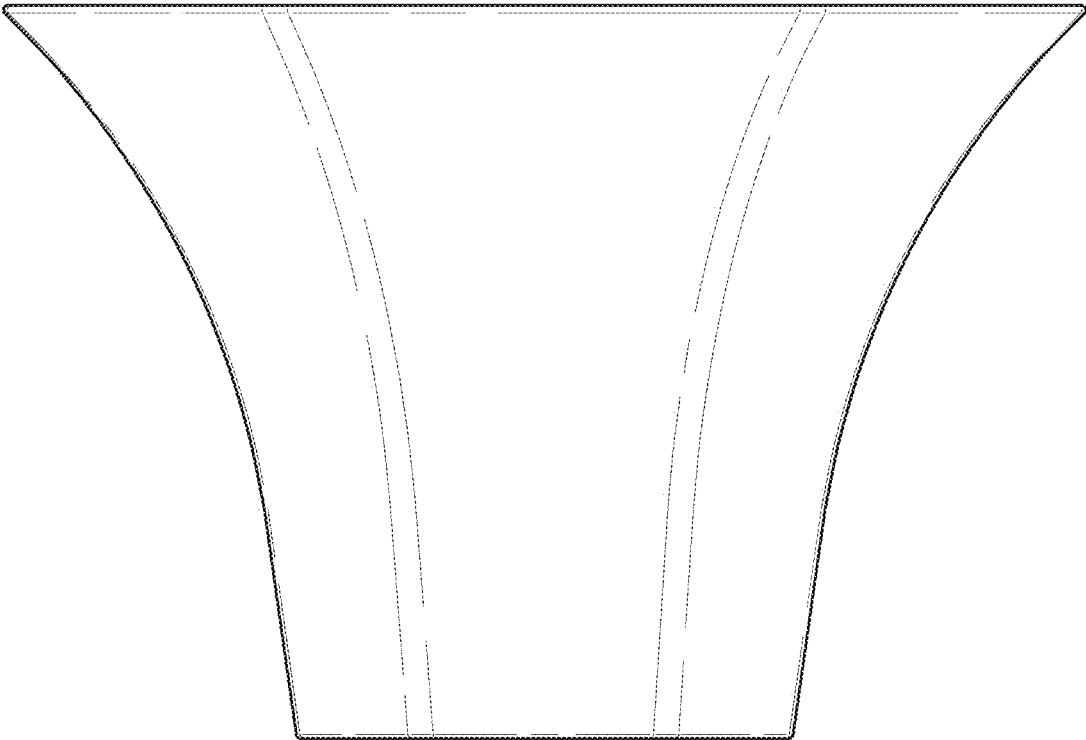


FIG. 7

