



US00D519599S

(12) **United States Design Patent**
Smith

(10) **Patent No.:** **US D519,599 S**

(45) **Date of Patent:** **** Apr. 25, 2006**

(54) **FISHING HOOK**

(76) Inventor: **William E. Smith**, 1904 N. Golfview
Dr., Plant City, FL (US) 33566

(**) Term: **14 Years**

(21) Appl. No.: **29/223,821**

(22) Filed: **Feb. 21, 2005**

(51) **LOC (8) Cl.** **22-05**

(52) **U.S. Cl.** **D22/144**

(58) **Field of Classification Search** D22/144-145,
D22/134, 126-133; 43/42.28, 44.82, 44.83,
43/44.8, 44.6, 43.16, 42.37, 42.38, 42.39
See application file for complete search history.

(56) **References Cited**

U.S. PATENT DOCUMENTS

2,492,557	A	*	12/1949	Deimler	43/44.8
3,101,565	A		8/1963	Hoder	43/43.16
3,163,958	A	*	1/1965	Quinn	43/44.8
4,987,696	A		1/1991	Cook	43/43.16
5,301,455	A		4/1994	Harold	43/42.74

D370,048	S	*	5/1996	Smith	D22/144
D404,795	S	*	1/1999	Nakagawa	D22/144
5,884,428	A		3/1999	Shelton	43/4.5
D421,088	S		2/2000	Douglas	D22/144
D507,034	S	*	7/2005	Robertson	D22/144

* cited by examiner

Primary Examiner—Catherine R. Oliver

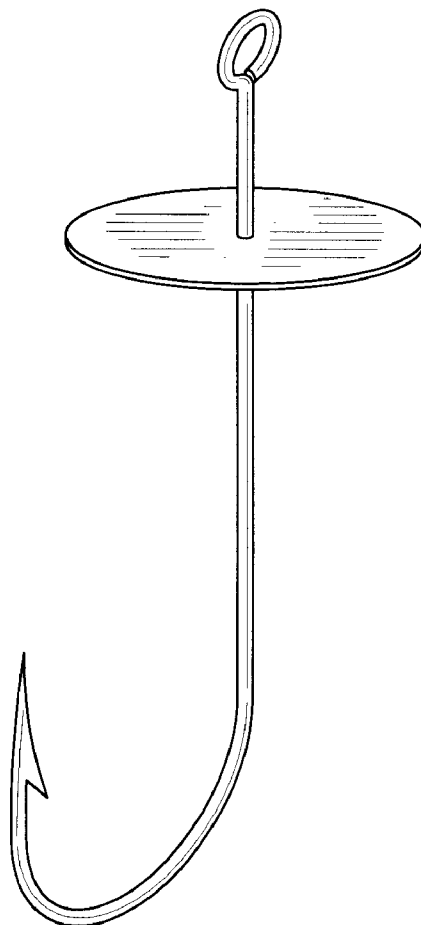
(57) **CLAIM**

The ornamental design for a fishing hook, as shown and described.

DESCRIPTION

FIG. 1 is a front elevational view of a fishing hook showing my new design, the rear elevational view being a mirror image thereof;
FIG. 2 is a side view, taken from the left side of FIG. 1;
FIG. 3 is a side view, taken from the right side of FIG. 1;
FIG. 4 is a top plan view thereof;
FIG. 5 is a bottom plan view thereof; and,
FIG. 6 is a perspective view thereof.

1 Claim, 3 Drawing Sheets



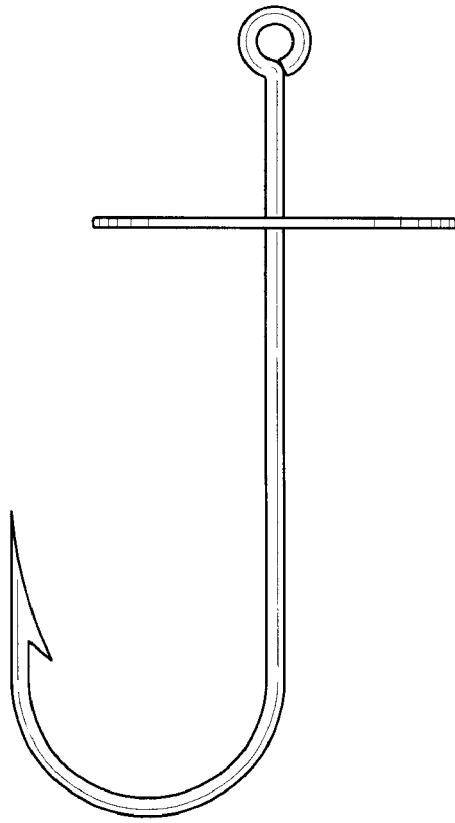


FIG. 1

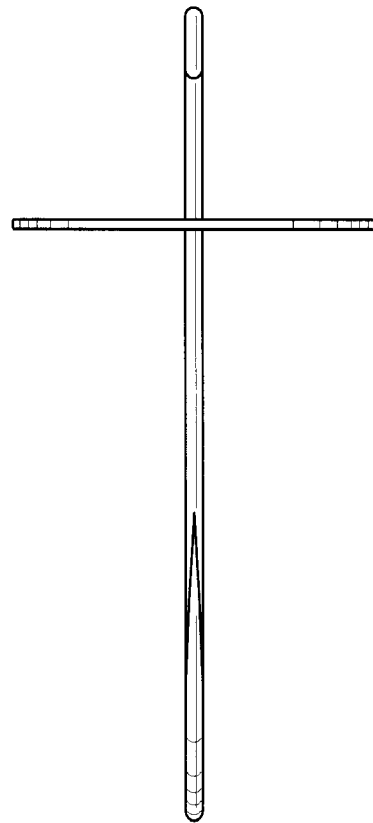


FIG. 2

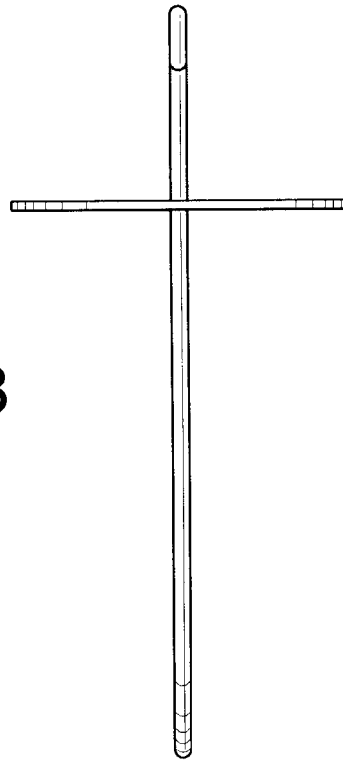


FIG.3

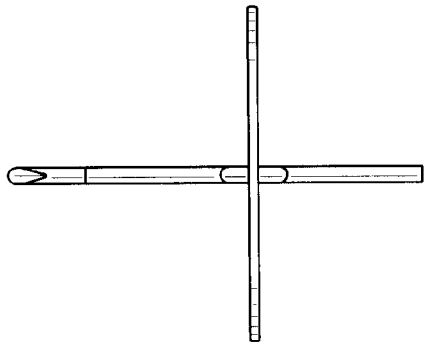


FIG.4

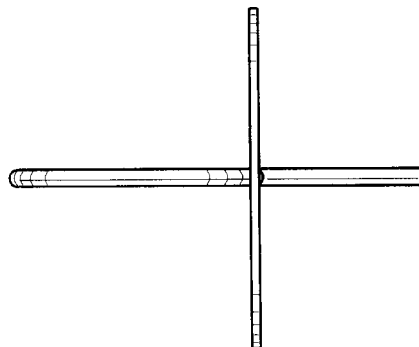


FIG.5

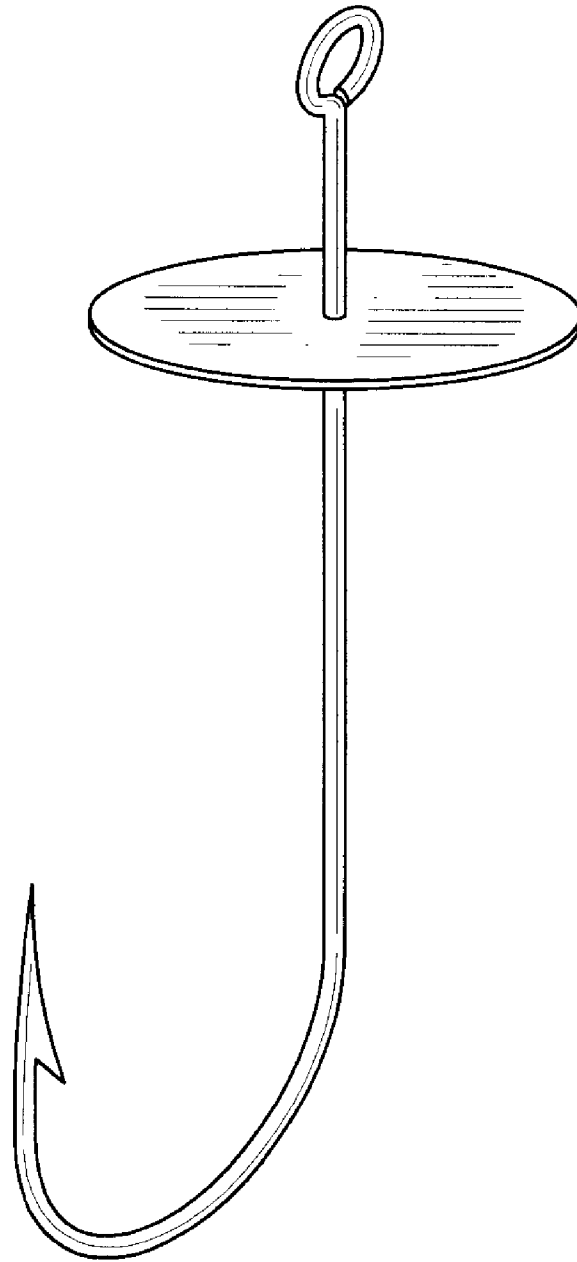


FIG.6