US00D726815S

(12) United States Design Patent

Tanaka

(10) Patent No.: US D726,815 S
(45) Date of Patent: ** Apr. 14, 2015

(54) **HOLDER FOR THE TAPE CARTRIDGE FOR TAPE PRINTING MACHINE**

(71) Applicant: **Mitsugi Tanaka**, Nagoya (JP)

(72) Inventor: **Mitsugi Tanaka**, Nagoya (JP)

(73) Assignee: **Brother Industries, Ltd.**, Nagoya (JP)

(**) Term: **14 Years**

(21) Appl. No.: **29/448,187**

(22) Filed: **Mar. 11, 2013**

(30) **Foreign Application Priority Data**

Sep. 14, 2012 (JP) 2012-22277

(51) **LOC (10) Cl.** **18-02**

(52) **U.S. Cl.**
USPC **D18/56**

(58) **Field of Classification Search**
CPC B41J 11/44; B41J 32/00; B41J 31/00; B41J 33/14; B41J 35/00; B41J 35/22; B41J 35/28; B41J 15/00
USPC D18/12, 43, 56, 14, 19; 360/132, 134; 399/260, 262; 400/194–195, 207–208, 400/208.1, 234, 235.1, 247; D19/67, 69
See application file for complete search history.

(56) **References Cited**

U.S. PATENT DOCUMENTS

D239,620	S	*	4/1976	Fritzinger	D19/69
D257,306	S	*	10/1980	Aboussouan	D6/628
D267,798	S	*	2/1983	Dekker et al.	D14/476
D292,102	S	*	9/1987	Takahashi	D18/19
4,823,953	A	*	4/1989	Anderson et al.	206/408
D318,962	S	*	8/1991	Price et al.	D6/407
D347,241	S	*	5/1994	Watanabe et al.	D18/56
D355,671	S	*	2/1995	Onumata	D18/56
D356,333	S	*	3/1995	Pearce et al.	D18/56
D362,459	S	*	9/1995	Noonan et al.	D18/56
D363,066	S	*	10/1995	Tapani et al.	D14/475
5,455,617	A	*	10/1995	Stephenson et al.	400/207
D366,059	S	*	1/1996	Evanoff et al.	D18/56
D367,050	S	*	2/1996	Koizumi et al.	D14/476
D372,269	S	*	7/1996	Miyazaki et al.	D18/56
5,533,818	A	*	7/1996	Bahrabadi	400/208
D378,101	S	*	2/1997	Ito	D18/56
D378,759	S	*	4/1997	Hattori et al.	D18/56
D424,551	S	*	5/2000	Harata	D14/475
6,334,724	B2	*	1/2002	Yamaguchi et al.	400/615.2
D466,150	S	*	11/2002	Matsumoto et al.	D18/56
D474,191	S	*	5/2003	Nakayama	D14/475
D496,368	S	*	9/2004	Herron et al.	D14/475
D521,550	S	*	5/2006	Kato et al.	D18/56
D525,297	S	*	7/2006	Okuchi et al.	D18/56
D527,419	S	*	8/2006	Anbiru et al.	D18/56
D554,020	S	*	10/2007	Bruno et al.	D11/40
7,934,881	B2	*	5/2011	Lodwig et al.	400/208
D646,330	S	*	10/2011	Chen	D19/69
D647,127	S	*	10/2011	Mita et al.	D18/12
D660,352	S	*	5/2012	Sodeyama et al.	D18/56
D665,020	S	*	8/2012	Sodeyama	D18/56
D675,255	S	*	1/2013	Kubota et al.	D18/56
2011/0229238	A1	*	9/2011	Shintani	400/208
2013/0114988	A1	*	5/2013	Sodeyama	400/613

* cited by examiner

Primary Examiner — Cathy A MacCormac
(74) *Attorney, Agent, or Firm* — Oliff PLC

(57) **CLAIM**

The ornamental design for a holder for tape cartridge for tape printing machine, as shown and described.

DESCRIPTION

FIG. **1** is a perspective view of a holder for tape cartridge for tape printing machine;
FIG. **2** is a front view thereof;
FIG. **3** is a top view thereof;
FIG. **4** is a right-side view thereof;
FIG. **5** is a left-side view thereof;
FIG. **6** is a rear view thereof; and,
FIG. **7** is a bottom view thereof.
The broken lines depict environmental subject matter only and form no part of the claimed design.

1 Claim, 4 Drawing Sheets

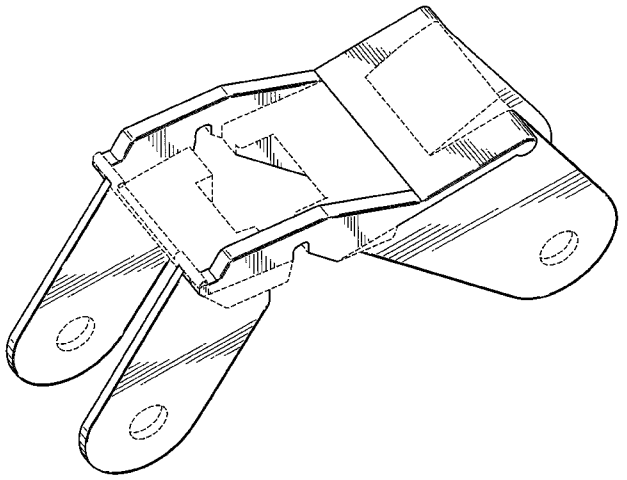

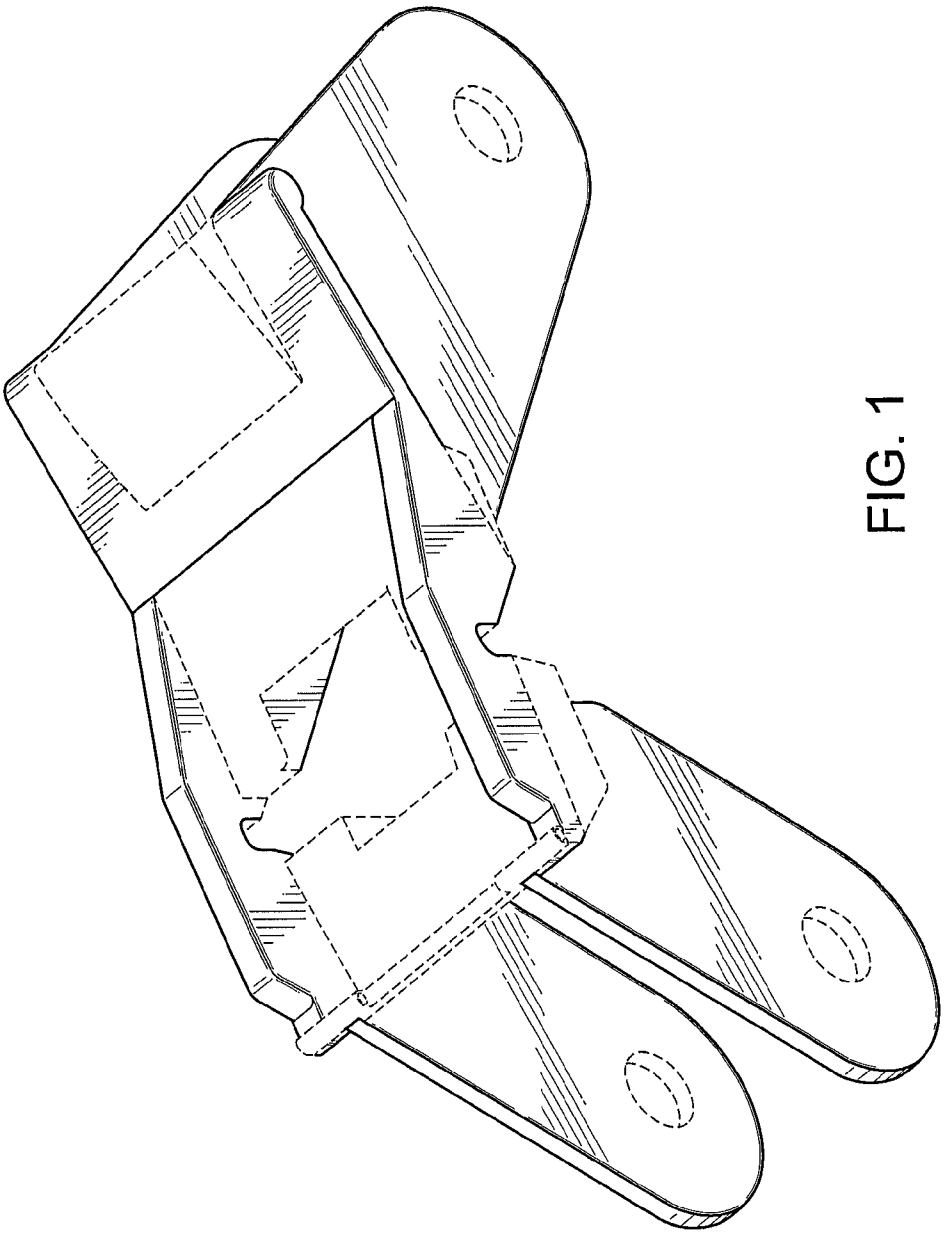

FIG. 1

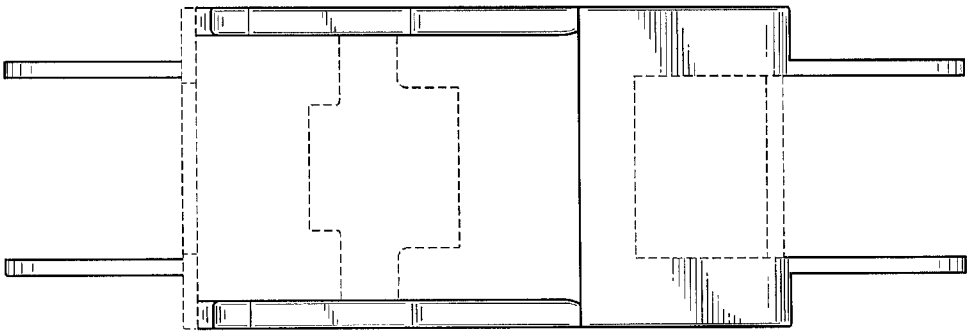

FIG. 3

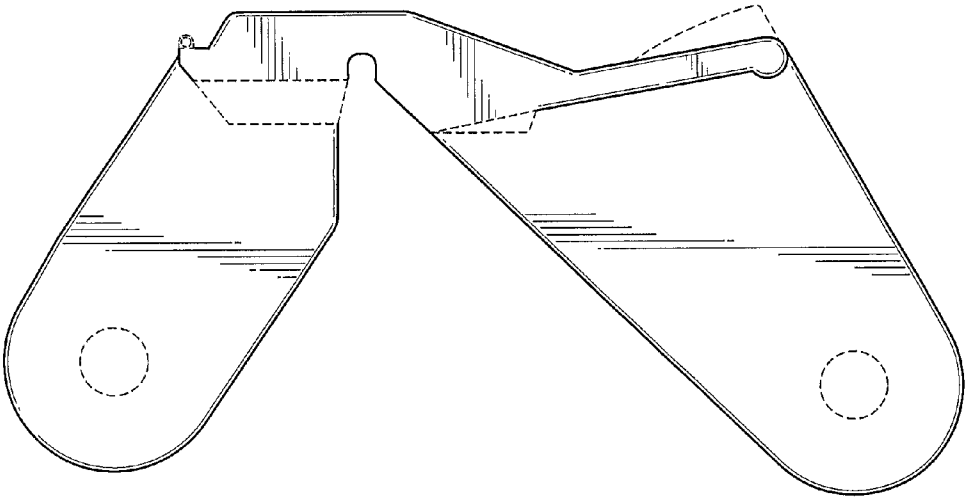

FIG. 2

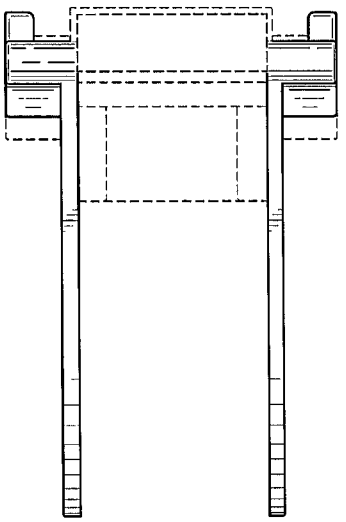

FIG. 4

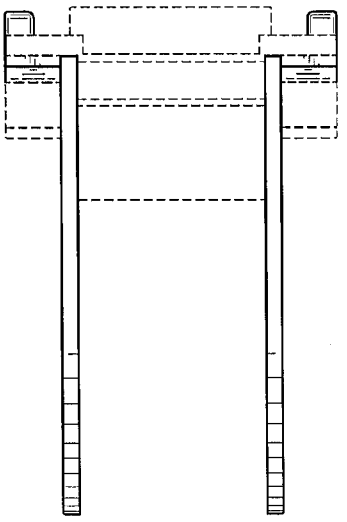

FIG. 5

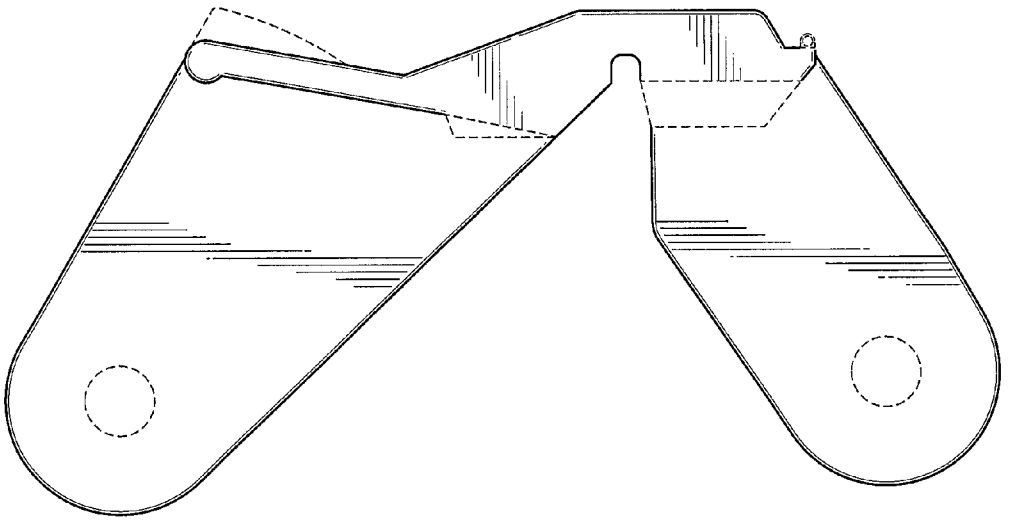

FIG. 6

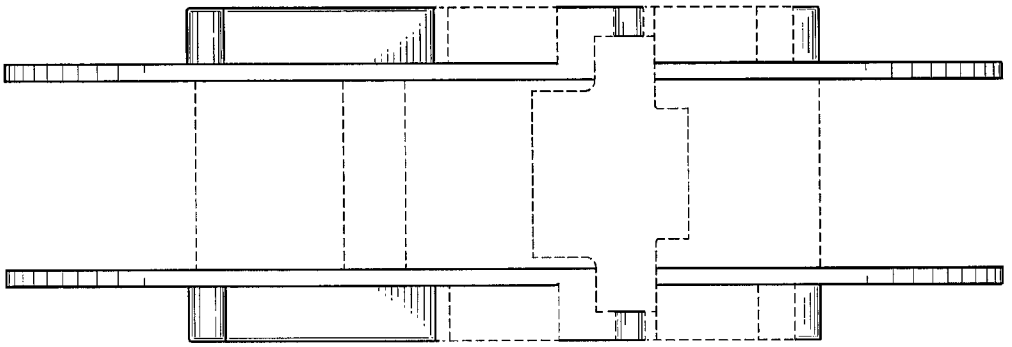

FIG. 7