



US00D871990S

(12) **United States Design Patent**
Spencer et al.

(10) **Patent No.:** **US D871,990 S**

(45) **Date of Patent:** **** Jan. 7, 2020**

- (54) **LICENSE PLATE FRAME**
- (71) Applicant: **Cruiser Accessories, LLC**, Monument, CO (US)
- (72) Inventors: **Todd R. Spencer**, Monument, CO (US); **M. Hunter Basenberg, Jr.**, Colorado Springs, CO (US)
- (73) Assignee: **Cruiser Accessories, LLC**, Monument, CO (US)
- (**) Term: **15 Years**
- (21) Appl. No.: **29/669,816**
- (22) Filed: **Nov. 12, 2018**
- (51) **LOC (12) Cl.** **12-16**
- (52) **U.S. Cl.**
USPC **D12/193**
- (58) **Field of Classification Search**
USPC D12/193; D6/300, 301, 302, 310, 311, D6/312, 313, 314; D20/13
CPC B60R 13/10; B60R 13/105; B60R 19/24; B60R 19/52
See application file for complete search history.

D633,020 S *	2/2011	Ziegler	D12/193
D647,021 S *	10/2011	Schwartz	D12/193
D656,076 S *	3/2012	Spencer	D12/193
D657,294 S *	4/2012	Spencer	D12/193
D689,804 S *	9/2013	Spencer	D12/193
D773,367 S *	12/2016	Alesi	D12/193
D773,368 S *	12/2016	Alesi	D12/193
D813,130 S *	3/2018	Spencer	D12/193

* cited by examiner

Primary Examiner — Natasha Vujcic

(74) *Attorney, Agent, or Firm* — Linda Flewellen Gould

(57) **CLAIM**

The ornamental design for a license plate frame, as shown and described.

DESCRIPTION

FIG. 1 is a perspective front view showing our new design for a license plate frame.
 FIG. 2 is a front view of the license plate frame of the present invention.
 FIG. 3 is a back view of the license plate frame of the present invention.
 FIG. 4 is a top view of the license plate frame of the present invention.
 FIG. 5 is a bottom view of the license plate frame of the present invention.
 FIG. 6 is a left side view of the license plate frame of the present invention; and,
 FIG. 7 is right side view of the license plate frame of the present invention.

1 Claim, 3 Drawing Sheets

(56) **References Cited**

U.S. PATENT DOCUMENTS

D331,217 S *	11/1992	Spencer	D12/193
D379,450 S *	5/1997	Clark	D12/193
D384,627 S *	10/1997	Clark	D12/193
D440,194 S *	4/2001	Hussaini	D12/193
D441,334 S *	5/2001	Hussaini	D12/193
D616,347 S *	5/2010	Arenz	D12/193



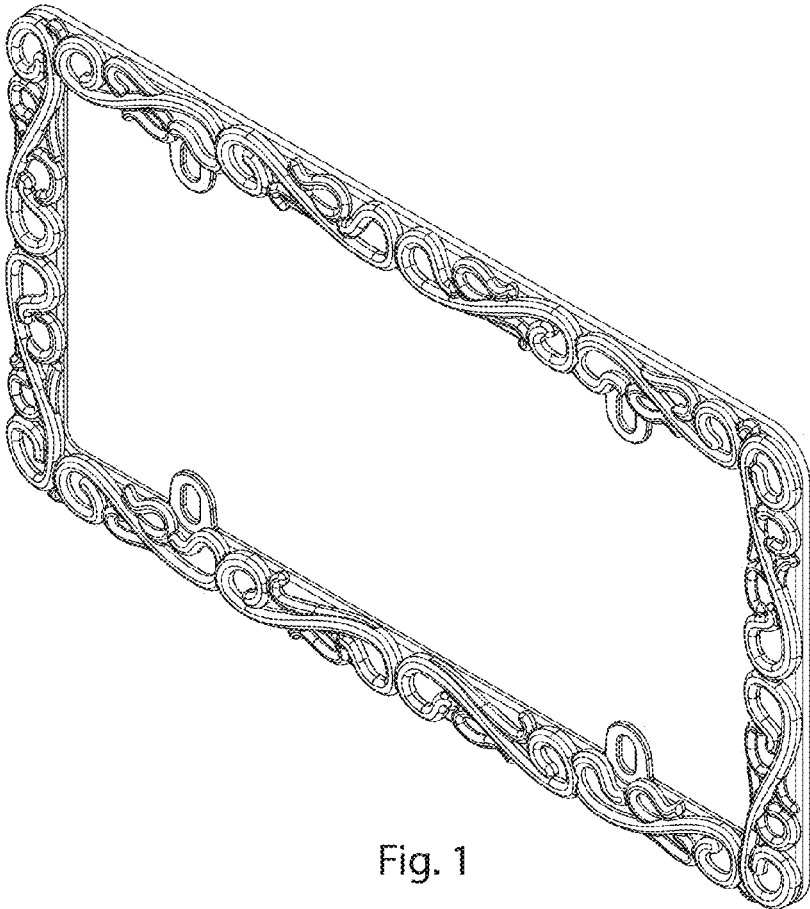


Fig. 1




Fig. 2




Fig. 3




Fig. 4



Fig. 5



Fig. 6



Fig. 7