



US00D713736S

(12) **United States Design Patent**
Chen

(10) **Patent No.:** **US D713,736 S**

(45) **Date of Patent:** **** Sep. 23, 2014**

(54) **COSMETIC BOTTLE**

(71) Applicant: **Sin-Hsiung Chen**, Tainan (TW)

(72) Inventor: **Sin-Hsiung Chen**, Tainan (TW)

(**) Term: **14 Years**

(21) Appl. No.: **29/465,634**

(22) Filed: **Aug. 29, 2013**

(51) **LOC (10) Cl.** **09-01**

(52) **U.S. Cl.**

USPC **D9/688; D9/690**

(58) **Field of Classification Search**

USPC D9/682-694, 500-505, 519, 544-546,
D9/549-558, 434-436, 439, 445, 448,
D9/454; 215/379, 382; 220/376, 377, 662,
220/665, 669; 222/153.11, 153.12, 153.13,
222/153.14, 173, 182, 183, 321.1, 321.6,
222/321.7, 321.8, 325-327, 372, 378, 382,
222/383.1, 402.11, 402.13

See application file for complete search history.

(56)

References Cited

U.S. PATENT DOCUMENTS

D26,674 S *	2/1897	Estes	D9/502
D57,588 S *	4/1921	Crawford	D9/504
D215,698 S *	10/1969	Jordan et al.	D9/688
3,484,023 A *	12/1969	Meshberg	222/402.11
D267,984 S *	2/1983	Ballereaud	D28/89
D392,423 S *	3/1998	Lerolle	D28/90
D434,221 S *	11/2000	Chao	D3/265
D530,218 S *	10/2006	Burkemper	D9/655
D541,170 S *	4/2007	Bloc	D9/692
D562,137 S *	2/2008	Florio	D9/502
D626,005 S *	10/2010	Duquet	D9/686
7,874,461 B2 *	1/2011	Bae	222/153.13
8,308,029 B2 *	11/2012	Ki	222/309
D675,105 S *	1/2013	Chen	D9/688
D679,998 S *	4/2013	Kim	D9/448
8,439,230 B2 *	5/2013	Hagen	222/153.13

D695,628 S *	12/2013	Chen	D9/688
D696,962 S *	1/2014	Chen	D9/688
D696,963 S *	1/2014	Chen	D9/688
2010/0206907 A1 *	8/2010	Angus et al.	222/153.11

FOREIGN PATENT DOCUMENTS

CN	300878754	*	1/2009
CN	301019171	*	9/2009
CN	301844103	*	2/2012
EM	002040667-0002	*	5/2012
KR	300387563.0000	*	7/2005
KR	300546056.0000	*	11/2009
KR	300623931.0000	*	12/2011
WO	D012768-004	*	4/1989
WO	D016136-008	*	5/1990

* cited by examiner

Primary Examiner — Catherine Tuttle

(74) *Attorney, Agent, or Firm* — WPAT, P. C.; Anthony King

(57)

CLAIM

The ornamental design for a cosmetic bottle, as shown and described.

DESCRIPTION

FIG. 1 is a perspective view of a cosmetic bottle showing my new design;

FIG. 2 is a front view thereof;

FIG. 3 is a rear view thereof;

FIG. 4 is a left side view thereof;

FIG. 5 is a right side view thereof;

FIG. 6 is a top view thereof;

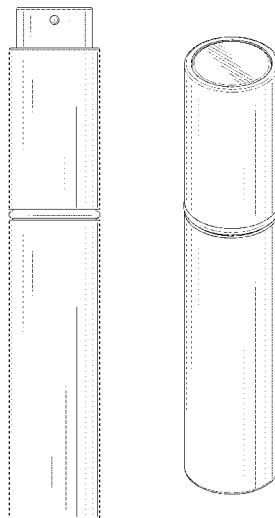
FIG. 7 is a bottom view thereof;

FIG. 8 is a perspective view similar to FIG. 1 but showing the head element in a retracted position; and,

FIG. 9 is a front view thereof according to FIG. 8.

The broken lines within the nozzle outlet are shown for illustrative purposes only and form no part of the claimed design.

1 Claim, 6 Drawing Sheets



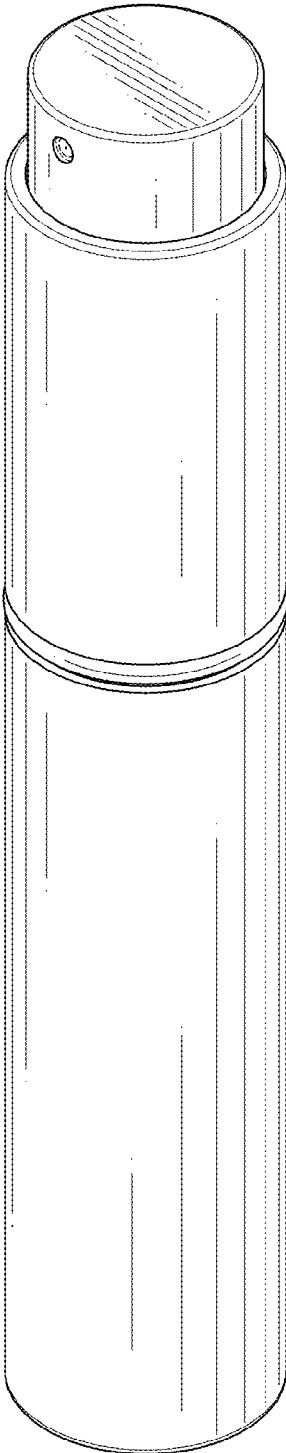


FIG.1

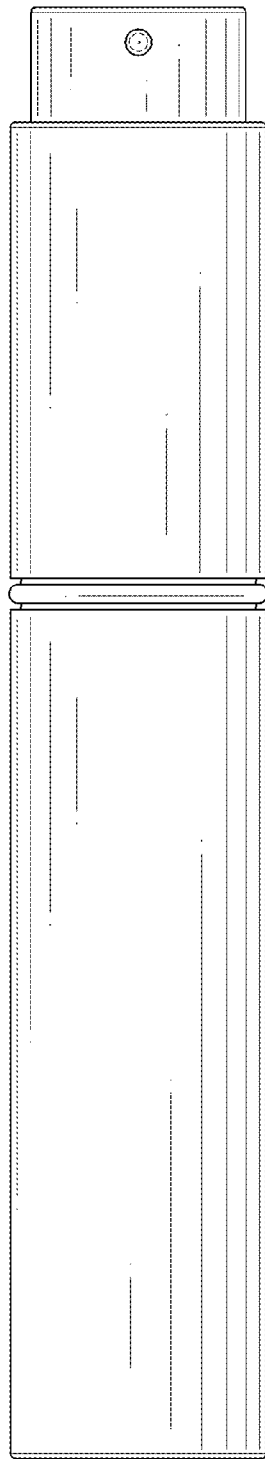


FIG. 2

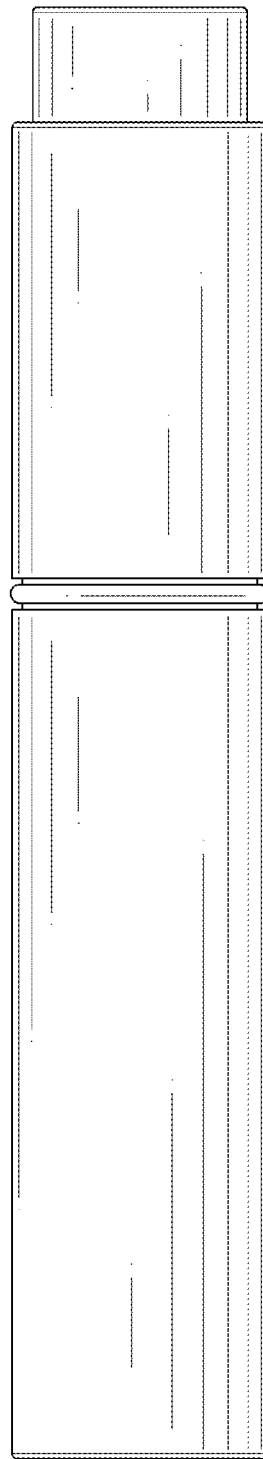


FIG. 3

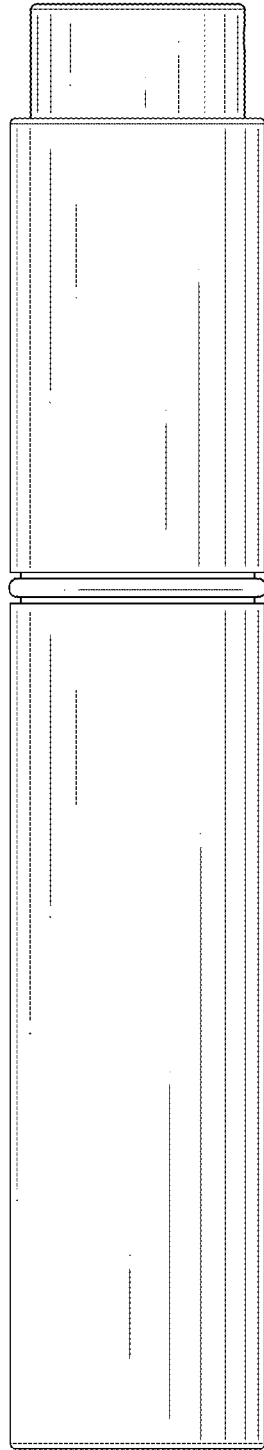


FIG.4

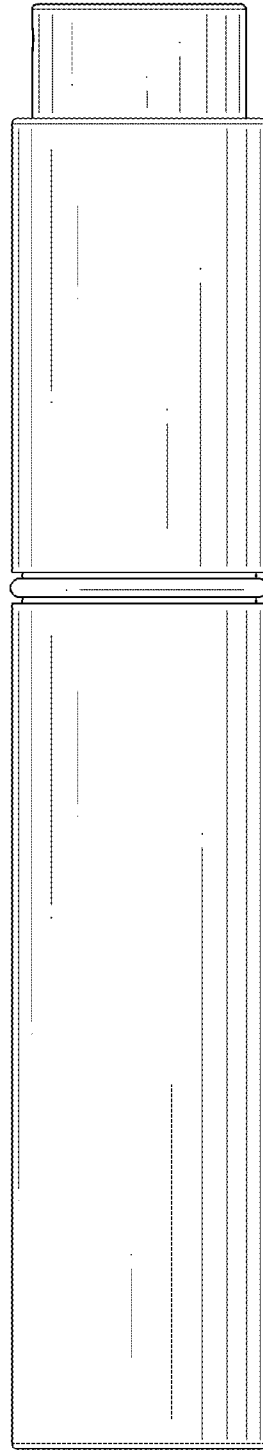


FIG.5

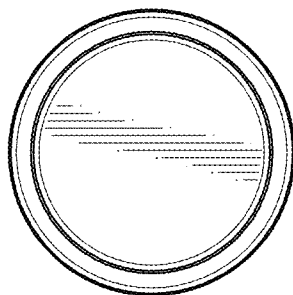


FIG. 6

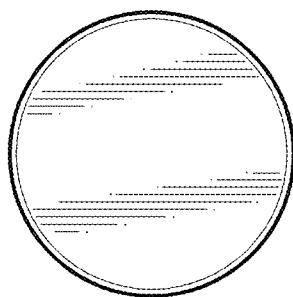


FIG. 7

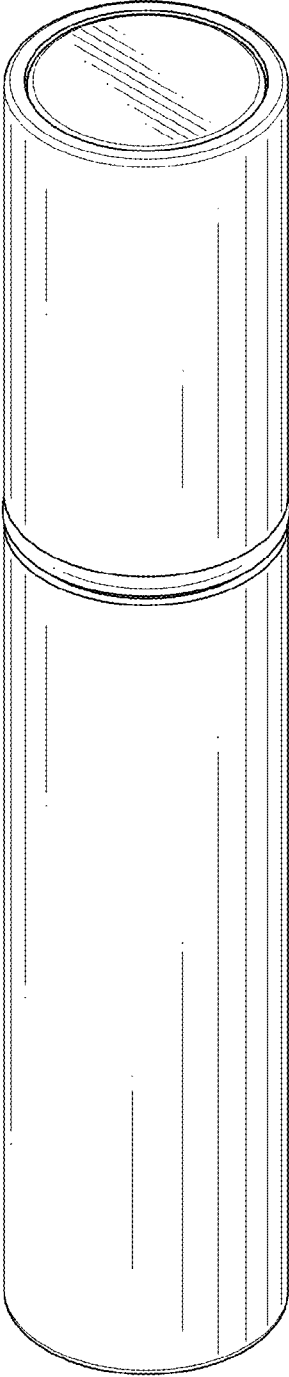


FIG.8




FIG.9