

(12) INTERNATIONAL APPLICATION PUBLISHED UNDER THE PATENT COOPERATION TREATY (PCT)

(19) World Intellectual Property Organization
International Bureau



(43) International Publication Date
19 September 2002 (19.09.2002)

PCT

(10) International Publication Number
WO 02/072581 A2

- (51) International Patent Classification⁷: **C07D 471/04**, A61K 31/437, A61P 31/22 // (C07D 471/04, 231:00, 221:00)
- (74) Agents: **LEVY, David, J.** et al.; GlaxoSmithKline, Five Moore Drive, PO Box 13398, Research Triangle Park, NC 27709 (US).
- (21) International Application Number: PCT/US02/06552
- (81) Designated States (*national*): AE, AG, AL, AM, AT, AU, AZ, BA, BB, BG, BR, BY, BZ, CA, CH, CN, CO, CR, CU, CZ, DE, DK, DM, DZ, EC, EE, ES, FI, GB, GD, GE, GH, GM, HR, HU, ID, IL, IN, IS, JP, KE, KG, KP, KR, KZ, LC, LK, LR, LS, LT, LU, LV, MA, MD, MG, MK, MN, MW, MX, MZ, NO, NZ, OM, PH, PL, PT, RO, RU, SD, SE, SG, SI, SK, SL, TJ, TM, TN, TR, TT, TZ, UA, UG, US, UZ, VN, YU, ZA, ZM, ZW.
- (22) International Filing Date: 5 March 2002 (05.03.2002)
- (25) Filing Language: English
- (26) Publication Language: English
- (30) Priority Data:
60/274,297 8 March 2001 (08.03.2001) US
- (84) Designated States (*regional*): ARIPO patent (GH, GM, KE, LS, MW, MZ, SD, SL, SZ, TZ, UG, ZM, ZW), Eurasian patent (AM, AZ, BY, KG, KZ, MD, RU, TJ, TM), European patent (AT, BE, CH, CY, DE, DK, ES, FI, FR, GB, GR, IE, IT, LU, MC, NL, PT, SE, TR), OAPI patent (BF, BJ, CF, CG, CI, CM, GA, GN, GQ, GW, ML, MR, NE, SN, TD, TG).
- (71) Applicant (*for all designated States except US*): **SMITHKLINE BEECHAM CORPORATION** [US/US]; One Franklin Plaza, Philadelphia, PA 19101 (US).
- (72) Inventors; and
- (75) Inventors/Applicants (*for US only*): **BOYD, F., Leslie** [US/US]; GlaxoSmithKline, Five Moore Drive, PO Box 13398, Research Triangle Park, NC 27709 (US). **GUDMUNDSSON, Kristjan** [IS/US]; GlaxoSmithKline, Five Moore Drive, PO Box 13398, Research Triangle Park, NC 27709 (US). **JOHNS, Brian, A.** [US/US]; GlaxoSmithKline, Five Moore Drive, PO Box 13398, Research Triangle Park, NC 27709 (US).
- Published:**
— *without international search report and to be republished upon receipt of that report*
- For two-letter codes and other abbreviations, refer to the "Guidance Notes on Codes and Abbreviations" appearing at the beginning of each regular issue of the PCT Gazette.*



WO 02/072581 A2

(54) Title: THERAPEUTIC COMPOUNDS

(57) Abstract: The present invention provides compounds of formula (I), pharmaceutical compositions containing the same, processes for preparing the same and their use as pharmaceutical agents.

THERAPEUTIC COMPOUNDS

BACKGROUND OF THE INVENTION

- 5 The present invention relates to novel compounds, pharmaceutical formulations comprising these compounds, and the use of these compounds in therapy. More particularly, the present invention relates to compounds for the prophylaxis and treatment of herpes viral infections.
- 10 Of the DNA viruses, those of the herpes group are the sources of the most common viral illnesses in man. The group includes herpes simplex virus types 1 and 2 (HSV), varicella zoster virus (VZV), cytomegalovirus (CMV), Epstein-Barr virus (EBV), human herpes virus type 6 (HHV-6), human herpes virus type 7 (HHV-7) and human herpes virus type 8 (HHV-8). HSV-1 and HSV-2 are some of the most common infectious
- 15 agents of man. Most of these viruses are able to persist in the host's neural cells; once infected, individuals are at risk of recurrent clinical manifestations of infection which can be both physically and psychologically distressing.

Herpes simplex viruses (HSV-1 and -2) are the causative agents of herpes labialis and

20 genital herpes. HSV infection is often characterised by extensive and debilitating lesions of the skin, mouth and/or genitals. Primary infections may be subclinical although tend to be more severe than infections in individuals previously exposed to the virus. Ocular infection by HSV can lead to keratitis or cataracts thereby endangering the host's sight. Infection in the new-born, in immunocompromised

25 patients or penetration of the infection into the central nervous system can prove fatal. In the US alone, 40 million individuals are infected with HSV-2, a number that is expected to increase to 60 million by 2007. Over 80% of individuals infected with HSV-2 are unaware they carry and spread the virus, and of those diagnosed less than 20% received oral therapies. The net result is that less than 5% of the infected

30 population are treated. Likewise of the 530 million individuals worldwide who carry HSV-1, 81% of the symptomatic population remain untreated. No cure exists for HSV

infection, and once infected, individuals carry the virus for life in a dormant state. Reactivation of the virus from latency occurs periodically and may be triggered by stress, environmental factors, and/or suppression of the host immune system. Currently, the use of nucleoside analogs such as valaciclovir (VALTREX®) and aciclovir (ZOVIRAX®) is the standard of care for managing genital herpes virus outbreaks.

Varacella zoster virus (VZV) (also know as herpes zoster virus) is a herpes virus which causes chickenpox and shingles. Chickenpox is the primary disease produced in a host without immunity, and in young children is usually a mild illness characterised by a vesicular rash and fever. Shingles or zoster is the recurrent form of the disease which occurs in adults who were previously infected with VZV. The clinical manifestations of shingles are characterised by neuralgia and a vesicular skin rash that is unilateral and dermatomal in distribution. Spread of inflammation may lead to paralysis or convulsions. Coma can occur if the meninges become affected. VZV is of serious concern in patients receiving immunosuppressive drugs for transplant purposes or for treatment of malignant neoplasia and is a serious complication of AIDS patients due to their impaired immune system.

In common with other herpes viruses, infection with CMV leads to a lifelong association of virus and host. Congenital infection following infection of the mother during pregnancy may give rise to clinical effects such as death or gross disease (microcephaly, hepatosplenomegaly, jaundice, mental retardation), retinitis leading to blindness or, in less severe forms, failure to thrive, and susceptibility to chest and ear infections. CMV infection in patients who are immunocompromised for example as a result of malignancy, treatment with immunosuppressive drugs following transplantation or infection with Human Immunodeficiency Virus, may give rise to retinitis, pneumonitis, gastrointestinal disorders and neurological diseases. CMV infection is also associated with cardiovascular diseases and conditions including restenosis and atherosclerosis.

The main disease caused by EBV is acute or chronic infectious mononucleosis (glandular fever). Examples of other EBV or EBV associated diseases include lymphoproliferative disease which frequently occurs in persons with congenital or acquired cellular immune deficiency, X-linked lymphoproliferative disease which
5 occurs namely in young boys, EBV-associated B-cell tumours, Hodgkin's disease, nasopharyngeal carcinoma, Burkitt lymphoma, non-Hodgkin lymphoma, thymomas and oral hairy leukoplakia. EBV infections have also been found in association with a variety of epithelial-cell-derived tumours of the upper and lower respiratory tracts including the lung. EBV infection has also been associated with other diseases and
10 conditions including chronic fatigue syndrome, multiple sclerosis and Alzheimer's disease.

HHV-6 has been shown to be a causative agent of infantum subitum in children and of kidney rejection and interstitial pneumonia in kidney and bone marrow transplant
15 patients, respectively, and may be associated with other diseases such as multiple sclerosis. There is also evidence of repression of stem cell counts in bone marrow transplant patients. HHV-7 is of undetermined disease aetiology.

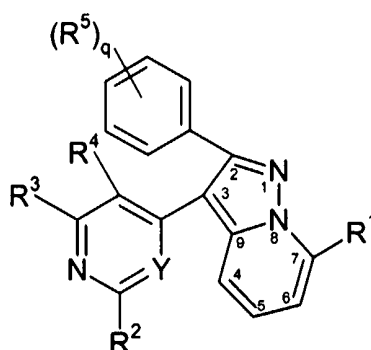
Hepatitis B virus (HBV) is a viral pathogen of world-wide major importance. The virus
20 is aetiologically associated with primary hepatocellular carcinoma and is thought to cause 80% of the world's liver cancer. Clinical effects of infection with HBV range from headache, fever, malaise, nausea, vomiting, anorexia and abdominal pains. Replication of the virus is usually controlled by the immune response, with a course of recovery lasting weeks or months in humans, but infection may be more severe
25 leading to persistent chronic liver disease outlined above.

BRIEF SUMMARY OF THE INVENTION

According to a first aspect of the invention there is provided the compound of formula (I) :

5

10



wherein:

R¹ is selected from the group consisting of halo, -NR⁷R⁸, Ay, -NR⁷Ay, Het, -NHR¹⁰Het, NHHet and -NHR¹⁰Ay;

15

each R⁷ and R⁸ are the same or different and are independently selected from the group consisting of H, alkyl, cycloalkyl, alkenyl, cycloalkenyl, -R¹⁰cycloalkyl, -R¹⁰OR⁹, -R¹⁰NR⁹R¹¹, -R¹⁰C(O)R⁹, -C(O)R⁹, -C(O)R¹⁰Ay, -C(O)R¹⁰Het, -CO₂R⁹, -R¹⁰CO₂R⁹, -C(O)NR⁹R¹¹, -R¹⁰C(O)NR⁹R¹¹, -R¹⁰C(O)Ay, -R¹⁰C(O)Het, -C(S)NR⁹R¹¹, -R¹⁰C(S)NR⁹R¹¹, -R¹⁰NHC(NH)NR⁹R¹¹, -R¹⁰NHC(O)R¹⁰Het, -R¹⁰NHC(O)R¹⁰CO₂R⁹, -R¹⁰NHC(NCO₂R⁹)NHCO₂R⁹, -R¹⁰NHC(O)NHSO₂R⁹, -R¹⁰NHC(O)NHSO₂Ay, -R¹⁰NHC(O)NHSO₂Het, -R¹⁰C(NH)NR⁹R¹¹, -C(NH)NR⁹R¹¹, -SO₂NR⁹R¹¹, -R¹⁰SO₂NR⁹R¹¹, -R¹⁰NHSO₂R⁹, -SO₂R¹⁰, -R¹⁰SO₂R¹⁰, -R¹⁰NHCOR⁹, -R¹⁰SO₂NHCOR⁹, -R¹⁰NHP(O)(OR⁹)₂, -R¹⁰OP(O)(OR⁹)₂ and -R¹⁰OP(O)(OR¹⁰Ay)₂;

20

25

each R⁹ and R¹¹ are the same or different and are independently selected from the group consisting of H, alkyl, cycloalkyl, -R¹⁰cycloalkyl, -R¹⁰OH, -R¹⁰(OR¹⁰)_w where w is 1-10, and -R¹⁰NR¹⁰R¹⁰;

each R¹⁰ is the same or different and is independently selected from the group consisting of alkyl, cycloalkyl, alkenyl, cycloalkenyl, and alkynyl;

30

Ay is aryl;

Het is a 5- or 6-membered heterocyclic or heteroaryl group;

R² is selected from the group consisting of halo, alkyl, cycloalkyl, alkenyl, cycloalkenyl, -NR⁷R⁸, -OR⁷, -OAY, -S(O)_nR⁹, -S(O)_nAY, -R¹⁰NR⁷R⁸, -R¹⁰NR⁷AY, AY, Het, -NHHet, -NHR¹⁰Het, -OHet and -OR¹⁰Het;

n is 0, 1 or 2;

5 Y is N or CH;

R³ and R⁴ are the same or different and are each independently selected from the group consisting of H, halo, alkyl, cycloalkyl, alkenyl, AY, -OR⁷, -OAY, -R¹⁰OR⁷, -R¹⁰OAY, -NR⁷R⁸, -NR⁷AY, -R¹⁰NR⁷R⁸, -R¹⁰NR⁷AY, -C(O)R⁷, -C(O)AY, -CO₂R⁷, -CO₂AY, -SO₂NHR⁹, Het, -NHHet and NHR¹⁰Het;

10 q is 0, 1, 2, 3, 4 or 5; and

each R⁵ is the same or different and is independently selected from the group consisting of halo, alkyl, alkenyl, alkynyl, cycloalkyl, cycloalkenyl,

-R¹⁰cycloalkyl, AY, -NHR¹⁰AY, Het, -NHHet, -NHR¹⁰Het, -OR⁷, -OAY, -OHet, -R¹⁰OR⁹, -NR⁷R⁸, -NR⁷AY, -R¹⁰NR⁷R⁸, -R¹⁰NR⁷AY, -R¹⁰C(O)R⁹, -C(O)R⁹, -CO₂R⁹, -R¹⁰CO₂R⁹, -C(O)NR⁷R⁸, -C(O)AY, -C(O)NR⁷AY, -C(O)Het, -C(O)NHR¹⁰Het, -R¹⁰C(O)NR⁹R¹¹, -C(S)NR⁹R¹¹, -R¹⁰C(S)NR⁹R¹¹, -R¹⁰NHC(NH)NR⁹R¹¹, -C(NH)NR⁷R⁸, -R¹⁰C(NH)NR⁹R¹¹, -S(O)₂NR⁷R⁸, -S(O)₂NR⁷AY, -R¹⁰SO₂NHCOR⁹, -R¹⁰SO₂NR⁹R¹¹, -R¹⁰SO₂R⁹, -S(O)_nR⁹, cyano, nitro and azido; or

15 two adjacent R⁵ groups together with the atoms to which they are attached form a C₅₋₆ cycloalkyl or aryl;

wherein when q is 1 and R⁵ is in the para position, R⁵ is not halo;

wherein when Y is CH, R³ is not -NR⁷AY;

and pharmaceutically acceptable salts, solvates and physiologically functional derivatives thereof.

25

In another aspect of the invention there is provided a pharmaceutical composition comprising a compound of formula (I). In one embodiment, the pharmaceutical composition further comprises a pharmaceutically acceptable carrier or diluent. In one embodiment, the pharmaceutical composition further comprises an antiviral agent selected from the group consisting of aciclovir and valaciclovir.

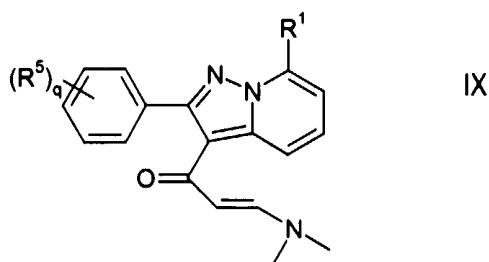
30

In a third aspect of the invention, there is provided a method for the prophylaxis or treatment of herpes viral infections in an animal. The method comprises administering to the animal a therapeutically effective amount of a compound of formula (I) or a pharmaceutically acceptable salt, solvate or physiologically functional derivative thereof. The herpes viral infection can be any of herpes simplex virus 1, herpes simplex virus 2, cytomegalovirus, Epstein Barr virus, varacella zoster virus, human herpes virus 6, human herpes virus 7, and human herpes virus 8.

In a fourth aspect, there is provided a method for the treatment or prophylaxis of conditions or diseases associated with herpes viral infections in an animal. The method comprises administering to the animal a therapeutically effective amount of a compound of formula (I) or a salt, solvate or physiologically functional derivative thereof.

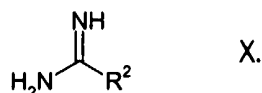
In another aspect, there is provided a process for preparing the compounds of formula (I) wherein Y is N, R² is selected from the group consisting of alkyl, cycloalkyl, alkenyl, cycloalkenyl, Ay, -NR⁷R⁸, -OR⁷, -OAY, -S(O)_nR⁹, -S(O)_nAY, -R¹⁰NR⁷R⁸, -R¹⁰NR⁷AY, Het, -NHHet, -NHR¹⁰Het, -OHet, and -OR¹⁰Het; and R³ and R⁴ are H. The process comprises reacting a compound of formula (IX):

20

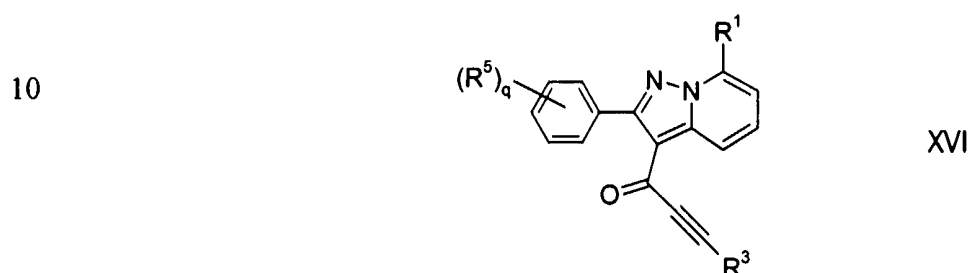


25

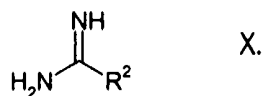
with an amine of formula (X):



In another aspect, the present invention provides a process for preparing the compounds of formula (I) wherein Y is N, R² is selected from the group consisting of H, alkyl, cycloalkyl, alkenyl, cycloalkenyl, Ay, -NR⁷R⁸, -OR⁷, -OAy, -S(O)_nR⁹, -S(O)_nAy, -R¹⁰NR⁷R⁸, -R¹⁰NR⁷Ay, Het, -NHHet, -NHR¹⁰Het, -OHet, and -OR¹⁰Het; R³ is selected from the group consisting of H, alkyl, cycloalkyl, alkenyl, -R¹⁰OR⁷, -R¹⁰OAy, -NR⁷R⁸ where R⁷ and R⁸ are not H, Ay, -NR⁷Ay where R⁷ is not H, -R¹⁰NR⁷R⁸, -R¹⁰NR⁷Ay, -C(O)R⁷, -C(O)Ay, -CO₂R⁷, -CO₂Ay, -SO₂NHR⁹ and Het; and R⁴ is H. The process comprises reacting a compound of formula (XVI):



15 with an amine of formula (X):

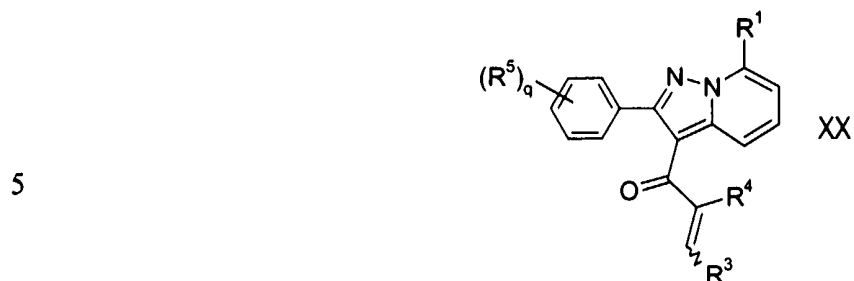


In another aspect, the present invention provides a process for preparing the compounds of formula (I) wherein Y is N and R² is selected from the group consisting of alkyl, cycloalkyl, alkenyl, cycloalkenyl, Ay, -NR⁷R⁸, -OR⁷, -OAy, -S(O)_nR⁹, -S(O)_nAy, -R¹⁰NR⁷R⁸, R¹⁰NR⁷R⁸, Het, -NHHet, -NHR¹⁰Het, -OHet, and -OR¹⁰Het. The process comprises the steps of:

20

8

a) reacting a compound of formula (XX):



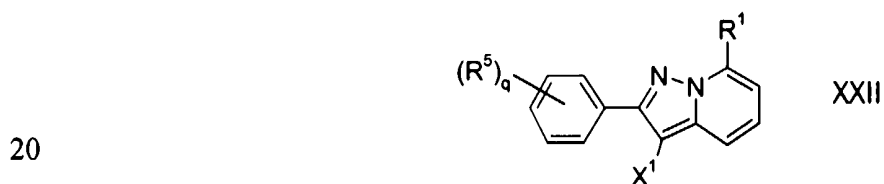
with an amine of formula (X):




to prepare an intermediate compound; and

b) oxidizing the intermediate compound.

15 In another aspect, the present invention provides a process for preparing the compounds of formula (I). The process comprises reacting a compound of formula (XXII):




with a compound of formula XXIV:



wherein X¹ is chloro, bromo or iodo; and M² is selected from the group consisting of -B(OH)₂, -B(ORa)₂, -B(Ra)₂, -Sn(Ra)₃, Zn-halide, ZnRa, and Mg-halide, where Ra is alkyl or cycloalkyl and halide is halo.

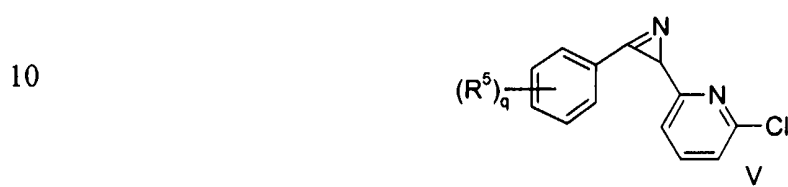
30

In another aspect, the present invention provides a process for preparing compounds of formula (VI):

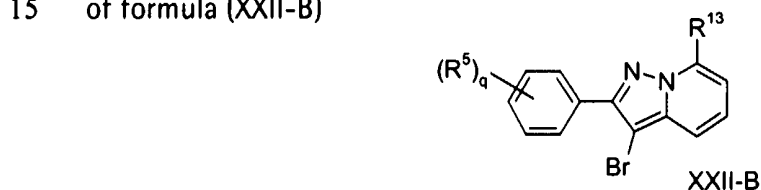


wherein when q is 1 and R⁵ is in the para position, R⁵ is not halo.

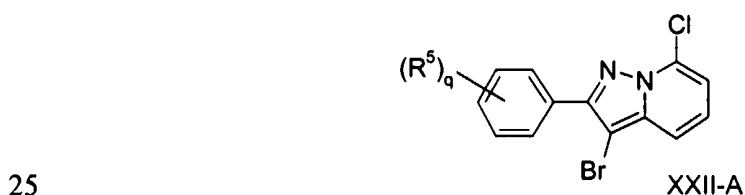
The process comprises rearranging the compound of formula (V):



As another aspect, the present invention provides a process for preparing compounds of formula (XXII-B)



wherein R¹³ is selected from the group consisting of -NR⁷R⁸, -NR⁷Ay, Het, -NHR¹⁰Het, -NHHet and -NHR¹⁰Ay and wherein when q is 1 and R⁵ is in the para position, R⁵ is not halo. The process comprises reacting a compound of formula (XXII-A):



with a compound of formula H-R¹³.

In another aspect, the present invention provides a radiolabeled compound of formula (I) or a pharmaceutically acceptable salt, solvate or physiologically functional derivative thereof. In one embodiment, the present invention provides a tritiated compound of formula (I) or a pharmaceutically acceptable salt, solvate or

30

physiologically functional derivative thereof. In another aspect, the present invention provides a biotinylated compound of formula (I) or a pharmaceutically acceptable salt, solvate or physiologically functional derivative thereof.

- 5 In another aspect, the present invention provides a compound of formula (I) for use in therapy.

In yet another aspect, the present invention provides the use of a compound of formula (I) for the prophylaxis or treatment of herpes viral infections.

10

In yet another aspect, the present invention provides a compound of formula (I) for the prophylaxis or treatment of conditions or diseases associated with herpes viral infections in an animal.

- 15 In yet another aspect, the present invention provides the use of a compound of formula (I) for the preparation of a medicament for the prophylaxis or treatment of herpes viral infections in animals, preferably humans.

- 20 In yet another aspect, the present invention provides the use of a compound of formula (I) for the preparation of a medicament for the treatment or prophylaxis of diseases or conditions associated with herpes viral infections in animals, preferably humans.

- 25 In yet another aspect, the present invention provides a pharmaceutical composition comprising a compound of formula (I) for use in the prophylaxis or treatment of herpes viral infections in an animal.

DETAILED DESCRIPTION OF THE INVENTION

- As used herein, "a compound of the invention" means a compound of formula (I) or a pharmaceutically acceptable salt, solvate, or physiologically functional derivative thereof. Similarly, with respect to isolatable intermediates such as compounds of formula (VI), (IX), (XVI), (XX), (XXII) and (XXII-B), the phrase "a compound of formula (*number*)" means a compound having that formula and pharmaceutically acceptable salts, solvates and physiologically functional derivatives thereof.
- 10 As used herein, the terms "alkyl" and "alkylene" refer to straight or branched hydrocarbon chains containing from 1 to 8 carbon atoms. Examples of "alkyl" as used herein include, but are not limited to, methyl, ethyl, n-propyl, n-butyl, n-pentyl, isobutyl, isopropyl, and tert-butyl. Examples of "alkylene" as used herein include, but are not limited to, methylene, ethylene, propylene, butylene, and isobutylene. "Alkyl
- 15 also includes substituted alkyl (alkylene). The alkyl groups may be optionally substituted one or more times with a substituent selected from the group consisting of mercapto, nitro, cyano and halo. Trihalomethyl, such as trifluoromethyl is one particularly preferred alkyl group.
- 20 As used herein, the term "cycloalkyl" refers to a non-aromatic carbocyclic ring having from 3 to 8 carbon atoms and no carbon-carbon double bonds. "Cycloalkyl" includes by way of example cyclopropyl, cyclobutyl, cyclopentyl, cyclohexyl, cycloheptyl and cyclooctyl. "Cycloalkyl" also includes substituted cycloalkyl. The cycloalkyl may optionally be substituted on an available carbon with one or more substituents
- 25 selected from the group consisting of mercapto, nitro, cyano, halo, and alkyl.
- As used herein, the term "alkenyl" refers to straight or branched hydrocarbon chains containing from 2 to 8 carbon atoms and at least one and up to three carbon-carbon double bonds. Examples of "alkenyl" as used herein include, but are not limited to
- 30 ethenyl and propenyl. "Alkenyl" also includes substituted alkenyl. The alkenyl groups

may optionally be substituted on an available carbon with one or more substituents selected from the group consisting of mercapto, nitro, cyano, halo, and alkyl.

As used herein, the term "cycloalkenyl" refers to a non-aromatic carbocyclic ring having from 3 to 8 carbon atoms (unless otherwise specified) and up to 3 carbon-carbon double bonds. "Cycloalkenyl" includes by way of example cyclobutenyl, cyclopentenyl and cyclohexenyl. "Cycloalkenyl" also includes substituted cycloalkenyl. The cycloalkenyl may optionally be substituted on an available carbon with one or more substituents selected from the group consisting of mercapto, nitro, cyano, halo, and alkyl.

As used herein, the term "alkynyl" refers to straight or branched hydrocarbon chains containing from 2 to 8 carbon atoms and at least one and up to three carbon-carbon triple bonds. Examples of "alkynyl" as used herein include, but are not limited to ethynyl and propynyl. "Alkynyl" also includes substituted alkynyl. The alkynyl groups may optionally be substituted on an available carbon with one or more substituents selected from the group consisting of mercapto, nitro, cyano, and halo.

The term "halo" or "halogen" refers to the elements fluorine, chlorine, bromine and iodine.

The term "aryl" refers to monocyclic carbocyclic groups and fused bicyclic carbocyclic groups having from 5 to 12 carbon atoms and having at least one aromatic ring. Examples of particular aryl groups include but are not limited to phenyl, and naphthyl. "Aryl" also includes substituted aryl. Aryl groups may be optionally substituted on an available carbon with one or more substituents selected from the group consisting of halo, alkyl (including perhaloalkyl), alkenyl, cycloalkyl, cycloalkenyl, alkoxy, cycloalkoxy, amino, mercapto, hydroxy, alkylhydroxy, alkylamine, cycloalkylamine, carboxy, carboxamide, sulfonamide, Het, amidine, cyano, nitro and azido. Preferred aryl groups according to the invention include but are not limited to phenyl and substituted phenyl.

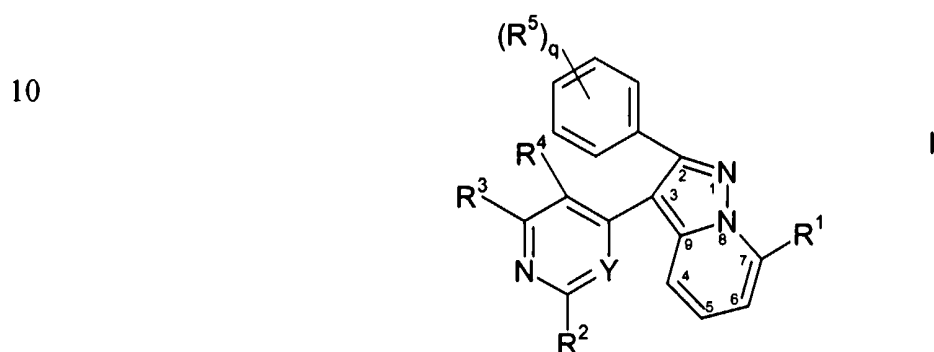
The term "heterocyclic" (or "heterocycle") refers to a monocyclic saturated or unsaturated non-aromatic groups and fused bicyclic non-aromatic groups, having the specified number of members (total carbon atoms and heteroatoms) and containing 1, 2, 3 or 4 heteroatoms selected from N, O and S. Examples of particular heterocyclic groups include but are not limited to tetrahydrofuran, dihydropyran, tetrahydropyran, 5 pyran, oxetane, thietane, 1,4-dioxane, 1,3-dioxane, 1,3-dioxalane, piperidine, piperazine, tetrahydropyrimidine, pyrrolidine, morpholine, thiomorpholine, thiazolidine, oxazolidine, tetrahydrothiopyran, tetrahydrothiophene, and the like. "Heterocyclic" also refers to substituted heterocyclic. The heterocyclic group may be optionally substituted on any available carbon or heteroatom, with one or more 10 substituents selected from the group consisting of halo, alkyl (including perhaloalkyl), alkenyl, cycloalkyl, cycloalkenyl, alkoxy, cycloalkoxy, amino, mercapto, hydroxy, alkylhydroxy, alkylamine, cycloalkylamine, carboxy, carboxamide, sulfonamide, Het, amidine, cyano, nitro and azido. Preferred heterocyclic groups according to the invention include but are not limited to pyrrolidine, piperidine, morpholine, 15 thiomorpholine and piperazine and substituted variants thereof.

The term "heteroaryl" refers to aromatic monocyclic groups and aromatic fused bicyclic groups having the specified number of members (total carbon atoms and 20 heteroatoms) and containing 1, 2, 3, or 4 heteroatoms selected from N, O and S. Examples of particular heteroaryl groups include but are not limited to furan, thiophene, pyrrole, imidazole, pyrazole, triazole, tetrazole, thiazole, oxazole, isoxazole, oxadiazole, thiadiazole, isothiazole, pyridine, pyridazine, pyrazine, pyrimidine, quinoline, isoquinoline, benzofuran, benzothiophene, indole, and indazole. "Heteroaryl" also includes substituted heteroaryl. The heteroaryl group may be 25 optionally substituted on any available carbon or heteroatom with one or more substituents selected from the group consisting of halo, alkyl (including perhaloalkyl), alkenyl, cycloalkyl, cycloalkenyl, alkoxy, cycloalkoxy, amino, mercapto, hydroxy, alkylhydroxy, alkylamine, cycloalkylamine, carboxy, carboxamide, sulfonamide, Het, amidine cyano, nitro and azido. Preferred heteroaryl groups according to the 30

invention include but are not limited to pyridine, furan, thiophene, pyrrole, imidazole, pyrazole, and pyrimidine and substituted variants thereof.

As used herein, the term "optionally" means that the subsequently described event(s) may or may not occur, and includes both event(s) which occur and events that do not occur.

The present invention provides compounds of formula (I):



wherein:

R¹ is selected from the group consisting of halo, -NR⁷R⁸, Ay, -NR⁷Ay, Het, -NHR¹⁰Het, -NHHet and -NHR¹⁰Ay;

each R⁷ and R⁸ are the same or different and are independently selected from

20 the group consisting of H, alkyl, cycloalkyl, alkenyl, cycloalkenyl, -R¹⁰cycloalkyl, -R¹⁰OR⁹, -R¹⁰NR⁹R¹¹, -R¹⁰C(O)R⁹, -C(O)R⁹, -C(O)R¹⁰Ay, -C(O)R¹⁰Het, -CO₂R⁹, -R¹⁰CO₂R⁹, -C(O)NR⁹R¹¹, -R¹⁰C(O)NR⁹R¹¹, -R¹⁰C(O)Ay, -R¹⁰C(O)Het, -C(S)NR⁹R¹¹, -R¹⁰C(S)NR⁹R¹¹, -R¹⁰NHC(NH)NR⁹R¹¹, -R¹⁰NHC(O)R¹⁰Het, -R¹⁰NHC(O)R¹⁰CO₂R⁹, -R¹⁰NHC(NCO₂R⁹)NHCO₂R⁹,

25 -R¹⁰NHC(O)NHSO₂R⁹, -R¹⁰NHC(O)NHSO₂Ay, -R¹⁰NHC(O)NHSO₂Het, -R¹⁰C(NH)NR⁹R¹¹, -C(NH)NR⁹R¹¹, -SO₂NR⁹R¹¹, -R¹⁰SO₂NR⁹R¹¹, -R¹⁰NHSO₂R⁹, -SO₂R¹⁰, -R¹⁰SO₂R¹⁰, -R¹⁰NHCOR⁹, -R¹⁰SO₂NHCOR⁹, -R¹⁰NHP(O)(OR⁹)₂, -R¹⁰OP(O)(OR⁹)₂ and -R¹⁰OP(O)(OR¹⁰Ay)₂;

each R⁹ and R¹¹ are the same or different and are independently selected from

30 the group consisting of H, alkyl, cycloalkyl, -R¹⁰cycloalkyl, -R¹⁰OH, -R¹⁰(OR¹⁰)_w wherein w is 1-10, and -R¹⁰NR¹⁰R¹⁰;

each R^{10} is the same or different and is independently selected from the group consisting of alkyl, cycloalkyl, alkenyl, cycloalkenyl and alkynyl;

Ay is aryl;

Het is a 5- or 6-membered heterocyclic or heteroaryl group;

- 5 R^2 is selected from the group consisting of halo, alkyl, cycloalkyl, alkenyl, cycloalkenyl, $-NR^7R^8$, $-OR^7$, $-OAY$, $-S(O)_nR^9$, $-S(O)_nAY$, $-R^{10}NR^7R^8$, $-R^{10}NR^7AY$, Ay, Het, $-NHHet$, $-NHR^{10}Het$, $-OHet$ and $-OR^{10}Het$;

n is 0, 1 or 2;

Y is N or CH;

- 10 R^3 and R^4 are the same or different and are each independently selected from the group consisting of H, halo, alkyl, cycloalkyl, alkenyl, Ay, $-OR^7$, $-OAY$, $-R^{10}OR^7$, $-R^{10}OAY$, $-NR^7R^8$, $-NR^7AY$, $-R^{10}NR^7R^8$, $-R^{10}NR^7AY$, $-C(O)R^7$, $-C(O)AY$, $-CO_2R^7$, $-CO_2AY$, $-SO_2NHR^9$, Het, $-NHHet$ and $-NHR^{10}Het$; and

q is 0, 1, 2, 3, 4 or 5; and

- 15 each R^5 is the same or different and is independently selected from the group consisting of halo, alkyl, alkenyl, alkynyl, cycloalkyl, cycloalkenyl, $-R^{10}cycloalkyl$, Ay, $-NHR^{10}AY$, Het, $-NHHet$, $-NHR^{10}Het$, $-OR^7$, $-OAY$, $-OHet$, $-R^{10}OR^9$, $-NR^7R^8$, $-NR^7AY$, $-R^{10}NR^7R^8$, $-R^{10}NR^7AY$, $-R^{10}C(O)R^9$, $-C(O)R^9$, $-CO_2R^9$, $-R^{10}CO_2R^9$, $-C(O)NR^7R^8$, $-C(O)AY$, $-C(O)NR^7AY$, $-C(O)Het$, $-C(O)NHR^{10}Het$,
 20 $-R^{10}C(O)NR^9R^{11}$, $-C(S)NR^9R^{11}$, $-R^{10}C(S)NR^9R^{11}$, $-R^{10}NHC(NH)NR^9R^{11}$, $-C(NH)NR^7R^8$, $-C(NH)NR^7AY$, $-R^{10}C(NH)NR^9R^{11}$, $-S(O)_2NR^7R^8$, $-S(O)_2NR^7AY$, $-R^{10}SO_2NHCOR^9$, $-R^{10}SO_2NR^9R^{11}$, $-R^{10}SO_2R^9$, $-S(O)_nR^9$, cyano, nitro and azido; or

two adjacent R^5 groups together with the atoms to which they are bonded form a C_{5-6} cycloalkyl or aryl;

- 25 wherein when q is 1 and R^5 is in the para position, R^5 is not halo; and wherein when Y is CH, R^3 is not $-NR^7AY$; and pharmaceutically acceptable salts, solvates and physiologically functional derivatives thereof.

Preferred compounds of formula (I) include those compounds defined wherein at least one of R¹ and R² contains an aryl, heterocyclic or heteroaryl moiety. The groups Ay, -NR⁷Ay, Het, -NHR¹⁰Het, NHHet, -NHR¹⁰Ay, -OAy, -S(O)_nAy, R¹⁰NR⁷Ay, -OHet and -OR¹⁰Het are groups containing an aryl, heterocyclic or heteroaryl moieties. In another
5 embodiment, preferred compounds of the present invention include those compounds defined wherein at least one of R¹ and R² contain a heterocyclic or heteroaryl moiety such as Het, -NHHet, -NHR¹⁰Het, -OHet, and -OR¹⁰Het.

Another preferred class of compounds of formula (I) include those compounds defined
10 wherein neither R¹ nor R² contain an aryl, heterocyclic or heteroaryl moiety. In such embodiments, R¹ is preferably -NR⁷R⁸, and R² is preferably selected from the group consisting of H, halo, alkyl, cycloalkyl, alkenyl, cycloalkenyl, -NR⁷R⁸, -OR⁷, -S(O)_nR⁹, and -R¹⁰NR⁷R⁸. More particularly preferred compounds include those defined wherein neither R¹ nor R² contain a heterocyclic or heteroaryl moiety but may contain an aryl
15 moiety.

In another embodiment, the compounds of formula (I) include those compounds defined where at least one of R³ and R⁴ contain a heterocyclic or heteroaryl moiety. A further embodiment includes those compounds of formula (I) where neither R³ nor R⁴
20 contain a heterocyclic or heteroaryl moiety.

Another class of compounds of formula (I) includes those compounds defined wherein at least one R⁵ group contains an aryl, heterocyclic or heteroaryl moiety (preferably a heterocyclic or heteroaryl moiety) and two adjacent R⁵ groups together with the
25 atoms to which they are bonded do not form a C₅₋₆ cycloalkyl or aryl. Another class of compounds of formula (I) includes those compounds defined wherein q is 3, 4 or 5, at least one R⁵ group contains an aryl, heterocyclic or heteroaryl moiety (preferably a heterocyclic or heteroaryl moiety) and two adjacent R⁵ groups together with the atoms to which they are bonded form a C₅₋₆ cycloalkyl or aryl. Another class of
30 compounds of formula (I) includes those compounds defined where no R⁵ group contains an aryl, heterocyclic or heteroaryl moiety (or in one embodiment no R⁵ group

contains a heterocyclic or heteroaryl moiety) and two adjacent R⁵ groups together with the atoms to which they are bonded do not form a C₅₋₆ cycloalkyl or aryl.

Another class of compounds of formula (I) includes those compounds defined wherein q is 2, 3, 4 or 5, no R⁵ group contains an aryl, heterocyclic or heteroaryl moiety (or in one embodiment no R⁵ group contains a heterocyclic or heteroaryl moiety) and two adjacent R⁵ groups together with the atoms to which they are bonded form a C₅₋₆ cycloalkyl or aryl.

In one preferred class of compounds of formula (I), Y is CH. In another preferred class of compounds of formula (I), Y is N.

Preferably, R¹ is selected from the group consisting of -NR⁷R⁸, Ay, -NR⁷Ay, Het, -NHR¹⁰Het, -NHHet, and -NHR¹⁰Ay, or any subset thereof. More preferably, R¹ is selected from the group consisting of -NR⁷R⁸, Het, -NHR¹⁰Het and -NHHet, or any subset thereof. Particularly preferred compounds of formula (I) are defined wherein R¹ is -NR⁷R⁸ or Het.

In one preferred embodiment, R¹ is selected from the group consisting of -NH₂, -NH-alkyl, -NH-cycloalkyl, -N(alkyl)(alkyl), Het and -NHAy, or any subset thereof. More preferably, R¹ is selected from the group consisting of -NH-alkyl, -NH-cycloalkyl and pyrrolidone or any subset thereof.

Specific examples of some preferred R¹ groups are selected from the group consisting of -NH₂, -NH-methyl, -N(CH₃)₂, -NH-cyclopentyl, -NH-cyclopropyl, -NH-isopropyl, -NH-butyl, -NH-phenyl and pyrrolidine, or any subset thereof.

R² is preferably selected from the group consisting of -NR⁷R⁸, Ay, -OR⁷, -OAY, -S(O)_nR⁹, -S(O)_nAy, -R¹⁰NR⁷R⁸, -R¹⁰NR⁷Ay, Het, -NHR¹⁰Het, -NHHet, -OHet and -OR¹⁰Het, or any subset thereof. More preferably, R² is selected from the group consisting of

-NR⁷R⁸, Het, -NHHet and -NHR¹⁰Het, or any subset thereof. Particularly preferred compounds of formula (I) are defined where R² is selected from the group consisting of -NR⁷R⁸ and Het.

- 5 In one preferred embodiment, R² is selected from the group consisting of -NH₂, -NH-alkyl, -NH-cycloalkyl, -N(alkyl)(alkyl) and Het, or any subset thereof. More preferably, R² is selected from the group consisting of -NH-alkyl and -NH-cycloalkyl, or any subset thereof.
- 10 Specific examples of some preferred R² groups are selected from the group consisting of -NH₂, -NH-methyl, -NH-ethyl, -NH-cyclopentyl, -NH-cyclopropyl, -NH-isopropyl, -NH-butyl and pyrrolidine, or any subset thereof.

- Preferably, R⁷ and R⁸ are each the same or different and are independently selected
- 15 from the group consisting of H, alkyl, cycloalkyl, R¹⁰-cycloalkyl, -R¹⁰OR⁹, -R¹⁰NR⁹R¹¹, -C(O)R⁹, and R¹⁰CO₂R⁹, or any subset thereof. More preferably, R⁷ and R⁸ are each the same or different and are independently selected from the group consisting of H, alkyl, cycloalkyl and R¹⁰-cycloalkyl, or any subset thereof. In one embodiment, R⁷ and R⁸ are each the same or different and are independently selected from the group
- 20 consisting of H, alkyl and cycloalkyl, or any subset thereof.

- Preferably R⁹ and R¹¹ are each the same or different and are independently selected from the group consisting of H, alkyl, cycloalkyl and -R¹⁰-cycloalkyl, or any subset thereof. More preferably, R⁹ and R¹¹ are each the same or different and are
- 25 independently selected from the group consisting of H and alkyl.

Preferably R¹⁰ is alkyl or cycloalkyl; more preferably alkyl.

R³ is preferably selected from the group consisting of H, halo, alkyl, -OR⁷, -R¹⁰OR⁷,

$-NR^7R^8$, $-R^{10}NR^7R^8$, $-CO_2R^7$ and Ay , or any subset thereof. More preferably, R^3 is H, halo, alkyl, $-OR^7$ and $-NR^7R^8$, or any subset thereof. Most preferably R^3 is H or alkyl. In one embodiment, R^3 is H.

- 5 R^4 is preferably H, halo, alkyl, $-OR^7$, $-R^{10}OR^7$, $-NR^7R^8$, $-R^{10}NR^7R^8$, $-CO_2R^7$ and Ay , or any subset thereof. More preferably R^4 is H, halo, alkyl, $-OR^7$ and $-NR^7R^8$, or any subset thereof. Most preferably, R^4 is H or alkyl. In one embodiment, R^4 is H.

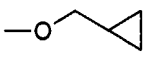
- More particularly, R^3 and R^4 are preferably each independently selected from the group consisting of H, F, Cl, Br, methyl, ethyl, propyl, O-methyl, O-ethyl, O-isopropyl, $-CH_2-O$ -methyl, $-NH_2$, $-NH(alkyl)$, $-N(alkyl)(alkyl)$, $-CH_2-NH_2$, $CH_2-NH(alkyl)$, $-CH_2-N(alkyl)(alkyl)$, $-CO_2H$, $-CO_2$ -methyl and phenyl, or any subset thereof. More preferably, R^3 and R^4 are each independently selected from the group consisting of H, F, Cl, Br, methyl, ethyl, propyl, O-methyl, O-ethyl, O-isopropyl, $-NH_2$, $-NH(alkyl)$ and $-N(alkyl)(alkyl)$, or any subset thereof.
- 10
15

- Preferably q is 0, 1 or 2. In one embodiment, q is 0. In one preferred embodiment, q is 1. In one embodiment, q is 2 and the two R^5 groups are bonded two adjacent carbon atoms, and optionally they together with the atoms to which they are bonded form a cycloalkyl or aryl. The phrase "two adjacent R^5 groups" refers to two R^5 groups, each bonded to adjacent carbon atoms on the phenyl ring. In the embodiment where two adjacent R^5 groups together with the atoms to which they are bonded form a cycloalkyl or aryl group, q is preferably 2, 3, 4 or 5; more preferably 2.
- 20

- 25 R^5 may be in the ortho, meta or para position.

- In the embodiments where two adjacent R^5 groups together with the atoms to which they are attached form a cycloalkyl or aryl group, each R^5 group may be the same or different and is preferably selected from the group consisting of alkyl and alkenyl. In one embodiment, two adjacent R^5 groups are alkyl and together with the atoms to which they are attached, they form a cycloalkyl group such as:
- 30



- From this example, additional embodiments, including those where two adjacent R⁵ groups together with the atoms to which they are bonded form an aryl group, can be readily ascertained by those skilled in the art. Preferably, the compounds of formula (I) are defined wherein two adjacent R⁵ groups together with the atoms to which they are bonded do not form a C₅₋₆ cycloalkyl or aryl group.
- 5
- 10 Preferably, each R⁵ group is the same or different and is independently selected from the group consisting of halo, alkyl, alkenyl, -OR⁷, -CO₂R⁹, -NR⁷R⁸, C(O)NR⁷R⁸, Ay, -NHR¹⁰Ay, Het, -S(O)₂NR⁷R⁸, cyano, nitro and azido, or any subset thereof. More preferably, each R⁵ group is the same or different and is independently selected from the group consisting of halo, alkyl, alkenyl, -OR⁷, -NR⁷R⁸, Ay, Het -S(O)₂NR⁷R⁸, cyano, nitro and azido, or any subset thereof. Most preferably, each R⁵ group is the same or different and is independently selected from the group consisting of halo, -OR⁷, NR⁷R⁸, alkyl, and cyano, or any subset thereof. In particular, preferred embodiments of the compounds of formula (I) are defined where R⁵ is selected from the group consisting of halo (e.g., fluoro, chloro or bromo), alkyl (e.g., methyl), O-alkyl (e.g., O-methyl, O-isobutyl, and ) , O-allyl, cyano, -NH-CH₃, -N(CH₃)₂, nitro and azido or any subset thereof.
- 15
- 20

It is to be understood that the present invention includes all combinations and subsets of the particular and preferred groups defined hereinabove.

25

Preferred compounds of formula (I) include but are not limited to:

N-Cyclopentyl-3-[2-(cyclopentylamino)-4-pyrimidinyl]-2-(4-methoxyphenyl)-pyrazolo[1,5-*a*]pyridin-7-amine,

30 *N*-Cyclopentyl-4-[2-(4-methoxyphenyl)-7-(1-pyrrolidinyl)pyrazolo[1,5-*a*]pyridin-3-yl]-2-pyrimidinamine,

- 4-[2-(4-Methoxyphenyl)-7-(1-pyrrolidinyl)pyrazolo[1,5-*a*]pyridin-3-yl]-2-pyrimidinamine,
- 4-{7-(Cyclopentylamino)-3-[2-(cyclopentylamino)-4-pyrimidinyl]pyrazolo-[1,5-*a*]pyridin-2-yl}phenol,
- 5 4-[3-[2-(Cyclopentylamino)-4-pyrimidinyl]-7-(1-pyrrolidinyl)pyrazolo[1,5-*a*]pyridin-2-yl]phenol,
- 4-[3-(2-Amino-4-pyrimidinyl)-7-(1-pyrrolidinyl)pyrazolo[1,5-*a*]pyridin-2-yl]phenol,
- 2-[4-(Allyloxy)phenyl]-*N*-cyclopentyl-3-[2-(cyclopentylamino)-4-pyrimidinyl]pyrazolo-[1,5-*a*]pyridin-7-amine,
- 10 Ethyl (4-{7-(cyclopentylamino)-3-[2-(cyclopentylamino)-4-pyrimidinyl]-pyrazolo[1,5-*a*]pyridin-2-yl}phenoxy)acetate,
- 2-(4-Butoxyphenyl)-*N*-cyclopentyl-3-[2-(cyclopentylamino)-4-pyrimidinyl]-pyrazolo[1,5-*a*]pyridin-7-amine,
- N*-Cyclopentyl-3-[2-(cyclopentylamino)-4-pyrimidinyl]-2-(4-isobutoxyphenyl)pyrazolo-[1,5-*a*]pyridin-7-amine,
- 15 *N*-Cyclopentyl-3-[2-(cyclopentylamino)-4-pyrimidinyl]-2-[4-(cyclopropyl-methoxy)phenyl]pyrazolo[1,5-*a*]pyridin-7-amine,
- 2-[4-(Cyclobutylmethoxy)phenyl]-*N*-cyclopentyl-3-[2-(cyclopentylamino)-4-pyrimidinyl]pyrazolo[1,5-*a*]pyridin-7-amine,
- 20 *N*-Cyclopentyl-3-[2-(cyclopentylamino)-4-pyrimidinyl]-2-(4-phenoxyphenyl)-pyrazolo[1,5-*a*]pyridin-7-amine,
- 2-[1,1'-Biphenyl]-4-yl-*N*-butyl-3-[2-(butylamino)-4-pyrimidinyl]pyrazolo-[1,5-*a*]pyridin-7-amine,
- N*-{4-[2-(4-Aminophenyl)-7-(butylamino)pyrazolo[1,5-*a*]pyridin-3-yl]-2-pyrimidinyl}-*N*-butylamine,
- 25 *N*-Butyl-3-[2-(butylamino)-4-pyrimidinyl]-2-[4-(cyclohexylamino)phenyl]-pyrazolo[1,5-*a*]pyridin-7-amine,
- N*-Butyl-3-[2-(butylamino)-4-pyrimidinyl]-2-(4-isopropenylphenyl)-pyrazolo[1,5-*a*]pyridin-7-amine,
- 30 2-(4-Anilinophenyl)-*N*-butyl-3-[2-(butylamino)-4-pyrimidinyl]pyrazolo[1,5-*a*]pyridin-7-amine,

- 2-(4-Anilinophenyl)-*N*-butyl-3-[2-(butylamino)-4-pyrimidinyl]-*N*-phenylpyrazolo[1,5-*a*]pyridin-7-amine,
- 2-{4-[Bis(cyclopropylmethyl)amino]phenyl}-*N*-butyl-3-[2-(butylamino)-4-pyrimidinyl]pyrazolo[1,5-*a*]pyridin-7-amine,
- 5 *N*-Butyl-3-[2-(butylamino)-4-pyrimidinyl]-2-{4-[(cyclopropylmethyl)amino]phenyl}-pyrazolo[1,5-*a*]pyridin-7-amine,
- N*-Butyl-3-[2-(butylamino)-4-pyrimidinyl]-2-[4-(dimethylamino)phenyl]-pyrazolo[1,5-*a*]pyridin-7-amine,
- 2-(2-Bromophenyl)-*N*-cyclopentyl-3-[2-(cyclopentylamino)-4-pyrimidinyl]pyrazolo[1,5-*a*]pyridin-7-amine,
- 10 2-(3-Bromophenyl)-*N*-cyclopentyl-3-[2-(cyclopentylamino)-4-pyrimidinyl]pyrazolo[1,5-*a*]pyridin-7-amine,
- 4-[2-(3-Bromophenyl)-7-(1-pyrrolidinyl)pyrazolo[1,5-*a*]pyridin-3-yl]-*N*-cyclopentyl-2-pyrimidinamine,
- 15 *N*-[3-(2-Amino-4-pyrimidinyl)-2-(3-bromophenyl)pyrazolo[1,5-*a*]pyridin-7-yl]-*N*-cyclopentylamine,
- 4-[2-(3-Bromophenyl)-7-(1-pyrrolidinyl)pyrazolo[1,5-*a*]pyridin-3-yl]-2-pyrimidinamine,
- 2-[1,1'-Biphenyl]-3-yl-*N*-cyclopentyl-3-[2-(cyclopentylamino)-4-pyrimidinyl]pyrazolo-[1,5-*a*]pyridin-7-amine,
- 20 4-[2-[1,1'-Biphenyl]-3-yl-7-(1-pyrrolidinyl)pyrazolo[1,5-*a*]pyridin-3-yl]-*N*-cyclopentyl-2-pyrimidinamine,
- N*-Cyclopentyl-3-[2-(cyclopentylamino)-4-pyrimidinyl]-2-[3-(4-pyridinyl)phenyl]-pyrazolo[1,5-*a*]pyridin-7-amine,
- 25 *N*-Cyclopentyl-3-[2-(cyclopentylamino)-4-pyrimidinyl]-2-[3-(3-thienyl)phenyl]pyrazolo-[1,5-*a*]pyridin-7-amine,
- N*-Cyclopentyl-3-[2-(cyclopentylamino)-4-pyrimidinyl]-2-[3-(2-thienyl)phenyl]pyrazolo[1,5-*a*]pyridin-7-amine,
- 2-(3-Aminophenyl)-*N*-cyclopentyl-3-[2-(cyclopentylamino)-4-pyrimidinyl]pyrazolo[1,5-*a*]pyridin-7-amine,
- 30

- N*-(3-{7-(Cyclopentylamino)-3-[2-(cyclopentylamino)-4-pyrimidinyl]pyrazolo[1,5-*a*]pyridin-2-yl}phenyl)acetamide,
- N*-(3-{7-(Cyclopentylamino)-3-[2-(cyclopentylamino)-4-pyrimidinyl]-pyrazolo[1,5-*a*]pyridin-2-yl}phenyl)methanesulfonamide,
- 5 4-[2-(3-Aminophenyl)-7-(1-pyrrolidinyl)pyrazolo[1,5-*a*]pyridin-3-yl]-*N*-cyclopentyl-2-pyrimidinamine,
- N*-Cyclopentyl-3-[2-(cyclopentylamino)-4-pyrimidinyl]-2-phenylpyrazolo-[1,5-*a*]pyridin-7-amine,
- 10 3-{7-(Cyclopentylamino)-3-[2-(cyclopentylamino)-4-pyrimidinyl]pyrazolo[1,5-*a*]pyridin-2-yl}benzotrile,
- 3-{7-(Cyclopentylamino)-3-[2-(cyclopentylamino)-4-pyrimidinyl]-pyrazolo[1,5-*a*]pyridin-2-yl}benzamide,
- 3-{7-(Cyclopentylamino)-3-[2-(cyclopentylamino)-4-pyrimidinyl]pyrazolo-[1,5-*a*]pyridin-2-yl}benzoic acid,
- 15 *N*-{4-[2-(3-Bromo-4-methoxyphenyl)-7-(cyclopentylamino)pyrazolo[1,5-*a*]pyridin-3-yl]-2-pyrimidinyl}-*N*-cyclopentylamine,
- 2-(3-Bromo-4-chlorophenyl)-*N*-cyclopentyl-3-[2-(cyclopentylamino)-4-pyrimidinyl]-pyrazolo[1,5-*a*]pyridin-7-amine,
- 2-(3-Amino-4-chlorophenyl)-*N*-cyclopentyl-3-[2-(cyclopentylamino)-4-
20 pyrimidinyl]pyrazolo[1,5-*a*]pyridin-7-amine,
- 2-[4-(Benzylamino)phenyl]-*N*-butyl-3-[2-(butylamino)-4-pyrimidinyl]-pyrazolo[1,5-*a*]pyridin-7-amine,
- N*-Cyclopentyl-3-[2-(cyclopentylamino)-4-pyrimidinyl]-2-(3-
methylphenyl)pyrazolo[1,5-*a*]pyridin-7-amine,
- 25 4-[7-Chloro-2-(3-methylphenyl)pyrazolo[1,5-*a*]pyridin-3-yl]-*N*-cyclopentyl-5,6-
dimethyl-2-pyrimidinamine,
- N*-cyclopentyl-3-[2-(cyclopentylamino)-5,6-dimethyl-4-pyrimidinyl]-2-(3-
methylphenyl)pyrazolo[1,5-*a*]pyridin-7-amine,
- 30 3-[2-(Cyclopentylamino)-4-pyrimidinyl]-*N*-isopropyl-2-(3-methylphenyl)pyrazolo[1,5-*a*]pyridin-7-amine,

- 4-[7-Chloro-2-(3-methoxyphenyl)pyrazolo[1,5-*a*]pyridin-3-yl]-*N*-cyclopentyl-2-pyrimidinamine,
N-Cyclopentyl-3-[2-(cyclopentylamino)-4-pyrimidinyl]-2-(3-methoxyphenyl)-pyrazolo[1,5-*a*]pyridin-7-amine,
- 5 3-[2-(Cyclopentylamino)-4-pyrimidinyl]-*N*-isopropyl-2-(3-methoxyphenyl)-pyrazolo[1,5-*a*]pyridin-7-amine,
3-[2-(Cyclopentylamino)-4-pyrimidinyl]-2-(3-methoxyphenyl)-*N,N*-dimethylpyrazolo[1,5-*a*]pyridin-7-amine,
- 10 3-{7-(Cyclopentylamino)-3-[2-(cyclopentylamino)-4-pyrimidinyl]pyrazolo[1,5-*a*]pyridin-2-yl}phenol,
N-Cyclopentyl-3-[2-(cyclopentylamino)-4-pyrimidinyl]-2-[3-(cyclopropylmethoxy)phenyl]pyrazolo[1,5-*a*]pyridin-7-amine,
N-Cyclopentyl-3-[2-(cyclopentylamino)-4-pyrimidinyl]-2-(3-fluorophenyl)pyrazolo[1,5-*a*]pyridin-7-amine,
- 15 2-(3-Chlorophenyl)-*N*-cyclopentyl-3-[2-(cyclopentylamino)-4-pyrimidinyl]pyrazolo[1,5-*a*]pyridin-7-amine,
N-Cyclopentyl-3-[2-(cyclopropylamino)-4-pyrimidinyl]-2-(4-methoxyphenyl)pyrazolo[1,5-*a*]pyridin-7-amine,
- 20 3-[2-(Cyclopentylamino)-4-pyrimidinyl]-2-(4-methoxyphenyl)-*N*-[2-(4-morpholinyl)ethyl]pyrazolo[1,5-*a*]pyridin-7-amine,
3-[2-(Cyclopentylamino)-4-pyrimidinyl]-*N*-cyclopropyl-2-(4-methoxyphenyl)pyrazolo[1,5-*a*]pyridin-7-amine,
N-Cyclopentyl-4-[2-(4-methoxyphenyl)-7-(4-morpholinyl)pyrazolo[1,5-*a*]pyridin-3-yl]-2-pyrimidinamine,
- 25 3-[2-(Cyclopentylamino)-4-pyrimidinyl]-*N*-(2-methoxyethyl)-2-(4-methoxyphenyl)pyrazolo[1,5-*a*]pyridin-7-amine,
N-Cyclopropyl-4-[2-(4-methoxyphenyl)-7-(4-morpholinyl)pyrazolo[1,5-*a*]pyridin-3-yl]-2-pyrimidinamine,
- 30 3-[2-(Cyclopropylamino)-4-pyrimidinyl]-*N*-(2-methoxyethyl)-2-(4-methoxyphenyl)pyrazolo[1,5-*a*]pyridin-7-amine,

- 3-[2-(Cyclopropylamino)-4-pyrimidinyl]-2-(4-methoxyphenyl)-*N*-[2-(4-morpholinyl)ethyl]pyrazolo[1,5-*a*]pyridin-7-amine,
N-Cyclopropyl-3-[2-(cyclopropylamino)-4-pyrimidinyl]-2-(4-methoxyphenyl)pyrazolo[1,5-*a*]pyridin-7-amine,
- 5 4-[3-[2-(Cyclopentylamino)-4-pyrimidinyl]-7-(cyclopropylamino)pyrazolo[1,5-*a*]pyridin-2-yl]phenol,
4-{7-(Cyclopentylamino)-3-[2-(cyclopropylamino)-4-pyrimidinyl]pyrazolo[1,5-*a*]pyridin-2-yl}phenol,
4-{7-(Cyclopropylamino)-3-[2-(cyclopropylamino)-4-pyrimidinyl]pyrazolo[1,5-*a*]pyridin-2-yl}phenol,
- 10 3-[2-(Cyclopentylamino)-4-pyrimidinyl]-*N*-cyclopropyl-2-[4-(cyclopropylmethoxy)phenyl]pyrazolo[1,5-*a*]pyridin-7-amine,
2-[4-(Allyloxy)phenyl]-*N*-cyclopentyl-3-[2-(cyclopropylamino)-4-pyrimidinyl]pyrazolo[1,5-*a*]pyridin-7-amine,
- 15 *N*-Cyclopropyl-3-[2-(cyclopropylamino)-4-pyrimidinyl]-2-[4-(cyclopropylmethoxy)phenyl]pyrazolo[1,5-*a*]pyridin-7-amine,
2-[4-(Allyloxy)phenyl]-*N*-cyclopropyl-3-[2-(cyclopropylamino)-4-pyrimidinyl]pyrazolo[1,5-*a*]pyridin-7-amine,
N-Butyl-3-[2-(butylamino)pyrimidin-4-yl]-2-{4-[(4-methoxybenzyl)amino]phenyl}pyrazolo[1,5-*a*]pyridin-7-amine,
- 20 *N*-Butyl-3-[2-(butylamino)pyrimidin-4-yl]-2-(4-morpholin-4-ylphenyl)pyrazolo[1,5-*a*]pyridin-7-amine,
2-(3-Bromophenyl)-*N*-cyclopentyl-3-[2-(cyclopropylamino)-4-pyrimidinyl]pyrazolo[1,5-*a*]pyridin-7-amine,
- 25 2-(3-Bromophenyl)-3-[2-(cyclopentylamino)-4-pyrimidinyl]-*N*-cyclopropylpyrazolo[1,5-*a*]pyridin-7-amine,
2-(3-Bromophenyl)-*N*-cyclopropyl-3-[2-(cyclopropylamino)-4-pyrimidinyl]pyrazolo[1,5-*a*]pyridin-7-amine,
Methyl *N*-[3-[2-(cyclopentylamino)pyrimidin-4-yl]-2-(4-methoxyphenyl)pyrazolo[1,5-*a*]pyridin-7-yl]glycinate,
- 30

- 5-[(3a*S*,4*S*,6a*R*)-2-Oxohexahydro-1*H*-thieno[3,4-*d*]imidazol-4-yl]-*N*-(4-{7-(butylamino)-3-[2-(butylamino)pyrimidin-4-yl]pyrazolo[1,5-*a*]pyridin-2-yl}phenyl)pentanamide,
- N*-[3-[2-(Cyclopentylamino)pyrimidin-4-yl]-2-(4-methoxyphenyl)pyrazolo[1,5-*a*]pyridin-7-yl]butane-1,4-diamine,
- 5 5-[(3a*S*,4*S*,6a*R*)-2-Oxohexahydro-1*H*-thieno[3,4-*d*]imidazol-4-yl]-*N*-(4-{[3-[2-(cyclopentylamino)pyrimidin-4-yl]-2-(4-methoxyphenyl)pyrazolo[1,5-*a*]pyridin-7-yl]amino}butyl)pentanamide,
- 3-[2-(Cyclopentylamino)pyrimidin-4-yl]-2-(4-methoxyphenyl)pyrazolo[1,5-*a*]pyridin-7-amine,
- 10 *N,N'*-di-*tert*-butoxycarbonyl-*N'*-(4-{[3-[2-(cyclopentylamino)pyrimidin-4-yl]-2-(4-methoxyphenyl)pyrazolo[1,5-*a*]pyridin-7-yl]amino}butyl)guanidine,
- N*-(4-{[3-[2-(Cyclopentylamino)pyrimidin-4-yl]-2-(4-methoxyphenyl)pyrazolo[1,5-*a*]pyridin-7-yl]amino}butyl)guanidine,
- 15 *N*-(4-{[3-[2-(Cyclopentylamino)pyrimidin-4-yl]-2-(4-methoxyphenyl)pyrazolo[1,5-*a*]pyridin-7-yl]amino}butyl)methanesulfonamide,
- N*-{[(4-{[3-[2-(Cyclopentylamino)pyrimidin-4-yl]-2-(4-methoxyphenyl)pyrazolo[1,5-*a*]pyridin-7-yl]amino}butyl)amino]carbonyl}-4-methylbenzenesulfonamide,
- 4-[(4-{[3-[2-(Cyclopentylamino)pyrimidin-4-yl]-2-(4-methoxyphenyl)pyrazolo[1,5-*a*]pyridin-7-yl]amino}butyl)amino]-4-oxobutanoic acid,
- 20 Diethyl 4-{[3-[2-(cyclopentylamino)pyrimidin-4-yl]-2-(4-methoxyphenyl)pyrazolo[1,5-*a*]pyridin-7-yl]amino}butylamidophosphate,
- 4-{[3-[2-(Cyclopentylamino)pyrimidin-4-yl]-2-(4-methoxyphenyl)pyrazolo[1,5-*a*]pyridin-7-yl]amino}butan-1-ol,
- 25 Dibenzyl 4-{[3-[2-(cyclopentylamino)pyrimidin-4-yl]-2-(4-methoxyphenyl)pyrazolo[1,5-*a*]pyridin-7-yl]amino}butyl phosphate,
- 4-{[3-[2-(Cyclopentylamino)pyrimidin-4-yl]-2-(4-methoxyphenyl)pyrazolo[1,5-*a*]pyridin-7-yl]amino}butyl phosphate diammonium salt,
- 2-(3-Azidophenyl)-*N*-cyclopentyl-3-[2-(cyclopentylamino)pyrimidin-4-yl]pyrazolo[1,5-*a*]pyridin-7-amine,
- 30

- 3-[2-(Cyclopentylamino)-4-pyrimidinyl]-2-(4-methoxyphenyl)-*N*-[2-oxo-2-(1-pyrrolidinyl)ethyl]pyrazolo[1,5-*a*]pyridin-7-amine,
N-(2-{[3-[2-(Cyclopentylamino)-4-pyrimidinyl]-2-(4-methoxyphenyl)pyrazolo[1,5-*a*]pyridin-7-yl]amino}ethyl)methanesulfonamide,
- 5 *N*'-[3-[2-(Cyclopentylamino)-4-pyrimidinyl]-2-(4-methoxyphenyl)pyrazolo[1,5-*a*]pyridin-7-yl]-1,2-ethanediamine,
N-Cyclopentyl-4-[2-(3-fluorophenyl)-7-(4-morpholinyl)pyrazolo[1,5-*a*]pyridin-3-yl]-2-pyrimidinamine,
N-Cyclopentyl-3-[2-(cyclopentylamino)-4-pyrimidinyl]-2-[3-
- 10 (trifluoromethyl)phenyl]pyrazolo[1,5-*a*]pyridin-7-amine,
2-(3-Chlorophenyl)-*N*-cyclopropyl-3-[2-(cyclopropylamino)-4-pyrimidinyl]pyrazolo[1,5-*a*]pyridin-7-amine,
2-(3-Chlorophenyl)-*N*-cyclopentyl-3-[2-(cyclopropylamino)-4-pyrimidinyl]pyrazolo[1,5-*a*]pyridin-7-amine,
- 15 2-(3-Chlorophenyl)-3-[2-(cyclopentylamino)-4-pyrimidinyl]-*N*-cyclopropylpyrazolo[1,5-*a*]pyridin-7-amine,
N-Cyclopentyl-3-[2-(cyclopropylamino)-4-pyrimidinyl]-2-(3-fluorophenyl)pyrazolo[1,5-*a*]pyridin-7-amine,
4-[2-(3-Chlorophenyl)-7-(4-morpholinyl)pyrazolo[1,5-*a*]pyridin-3-yl]-*N*-cyclopentyl-
- 20 2-pyrimidinamine,
2-(3-Chlorophenyl)-3-[2-(cyclopentylamino)-4-pyrimidinyl]-*N*-(2-methoxyethyl)pyrazolo[1,5-*a*]pyridin-7-amine,
3-[2-(Cyclopentylamino)-4-pyrimidinyl]-*N*-cyclopropyl-2-(3-fluorophenyl)pyrazolo[1,5-*a*]pyridin-7-amine,
- 25 3-[2-(Cyclopentylamino)-4-pyrimidinyl]-2-(3-fluorophenyl)-*N*-(2-methoxyethyl)pyrazolo[1,5-*a*]pyridin-7-amine, and
pharmaceutically acceptable salts, solvates and physiologically functional derivatives thereof.

Particularly preferred compounds of formula (I) include but are not limited to:

- N*-Cyclopentyl-3-[2-(cyclopentylamino)-4-pyrimidinyl]-2-(4-methoxyphenyl)-
pyrazolo[1,5-*a*]pyridin-7-amine,
2-[4-(Allyloxy)phenyl]-*N*-cyclopentyl-3-[2-(cyclopentylamino)-4-
5 pyrimidinyl]pyrazolo[1,5-*a*]pyridin-7-amine,
N-Cyclopentyl-3-[2-(cyclopentylamino)-4-pyrimidinyl]-2-[4-(cyclopropyl-
methoxy)phenyl]pyrazolo[1,5-*a*]pyridin-7-amine,
2-(3-Bromophenyl)-*N*-cyclopentyl-3-[2-(cyclopentylamino)-4-
pyrimidinyl]pyrazolo[1,5-*a*]pyridin-7-amine,
10 *N*-Cyclopentyl-3-[2-(cyclopentylamino)-4-pyrimidinyl]-2-phenylpyrazolo-[1,5-
a]pyridin-7-amine,
N-Cyclopentyl-3-[2-(cyclopentylamino)-4-pyrimidinyl]-2-(3-
methylphenyl)pyrazolo[1,5-*a*]pyridin-7-amine;
N-Cyclopentyl-3-[2-(cyclopentylamino)-4-pyrimidinyl]-2-(3-
15 methoxyphenyl)pyrazolo[1,5-*a*]pyridin-7-amine;
N-Cyclopentyl-3-[2-(cyclopentylamino)-4-pyrimidinyl]-2-[3-
(cyclopropylmethoxy)phenyl]pyrazolo[1,5-*a*]pyridin-7-amine;
N-Cyclopentyl-3-[2-(cyclopentylamino)-4-pyrimidinyl]-2-(3-
fluorophenyl)pyrazolo[1,5-*a*]pyridin-7-amine;
20 2-(3-Chlorophenyl)-*N*-cyclopentyl-3-[2-(cyclopentylamino)-4-
pyrimidinyl]pyrazolo[1,5-*a*]pyridin-7-amine;
N-Cyclopentyl-3-[2-(cyclopropylamino)-4-pyrimidinyl]-2-(4-
methoxyphenyl)pyrazolo[1,5-*a*]pyridin-7-amine;
3-[2-(Cyclopentylamino)-4-pyrimidinyl]-2-(4-methoxyphenyl)-*N*-[2-(4-
25 morpholinyl)ethyl]pyrazolo[1,5-*a*]pyridin-7-amine;
3-[2-(Cyclopentylamino)-4-pyrimidinyl]-*N*-cyclopropyl-2-(4-
methoxyphenyl)pyrazolo[1,5-*a*]pyridin-7-amine;
N-Cyclopentyl-4-[2-(4-methoxyphenyl)-7-(4-morpholinyl)pyrazolo[1,5-*a*]pyridin-3-
yl]-2-pyrimidinamine;
30 3-[2-(Cyclopentylamino)-4-pyrimidinyl]-*N*-(2-methoxyethyl)-2-(4-
methoxyphenyl)pyrazolo[1,5-*a*]pyridin-7-amine;

- 3-[2-(Cyclopropylamino)-4-pyrimidinyl]-*N*-(2-methoxyethyl)-2-(4-methoxyphenyl)pyrazolo[1,5-*a*]pyridin-7-amine;
- 4-[3-[2-(Cyclopentylamino)-4-pyrimidinyl]-7-(cyclopropylamino)pyrazolo[1,5-*a*]pyridin-2-yl]phenol;
- 5 5-[(3*aS*,4*S*,6*aR*)-2-Oxohexahydro-1*H*-thieno[3,4-*d*]imidazol-4-yl]-*N*-(4-{[3-[2-(cyclopentylamino)pyrimidin-4-yl]-2-(4-methoxyphenyl)pyrazolo[1,5-*a*]pyridin-7-yl]amino}butyl)pentanamide;
- 4-{[3-[2-(Cyclopentylamino)pyrimidin-4-yl]-2-(4-methoxyphenyl)-pyrazolo[1,5-*a*]pyridin-7-yl]amino}butan-1-ol;
- 10 4-{[3-[2-(Cyclopentylamino)pyrimidin-4-yl]-2-(4-methoxy-phenyl)pyrazolo[1,5-*a*]pyridin-7-yl]amino}butyl phosphate diammonium salt;
- N*-(2-{[3-[2-(Cyclopentylamino)-4-pyrimidinyl]-2-(4-methoxy-phenyl)pyrazolo[1,5-*a*]pyridin-7-yl]amino}ethyl)methanesulfonamide;
- N*-Cyclopentyl-3-[2-(cyclopentylamino)-4-pyrimidinyl]-2-[3-
- 15 (trifluoromethyl)phenyl]pyrazolo[1,5-*a*]pyridin-7-amine;
- 2-(3-Chlorophenyl)-*N*-cyclopentyl-3-[2-(cyclopropylamino)-4-pyrimidinyl]pyrazolo[1,5-*a*]pyridin-7-amine;
- 2-(3-Chlorophenyl)-3-[2-(cyclopentylamino)-4-pyrimidinyl]-*N*-cyclopropylpyrazolo[1,5-*a*]pyridin-7-amine;
- 20 2-(3-Chlorophenyl)-3-[2-(cyclopentylamino)-4-pyrimidinyl]-*N*-(2-methoxyethyl)pyrazolo[1,5-*a*]pyridin-7-amine; and
- 3-[2-(Cyclopentylamino)-4-pyrimidinyl]-2-(3-fluorophenyl)-*N*-(2-methoxyethyl)pyrazolo[1,5-*a*]pyridin-7-amine; and
- 25 pharmaceutically acceptable salts, solvates and physiologically functional derivatives thereof.

It will be appreciated by those skilled in the art that the compounds of the present invention may also be utilized in the form of a pharmaceutically acceptable salt or solvate thereof. The pharmaceutically acceptable salts of the compounds of formula

30 (I) include conventional salts formed from pharmaceutically acceptable inorganic or organic acids or bases as well as quaternary ammonium salts. More specific examples

of suitable acid salts include hydrochloric, hydrobromic, sulfuric, phosphoric, nitric, perchloric, fumaric, acetic, propionic, succinic, glycolic, formic, lactic, maleic, tartaric, citric, palmoic, malonic, hydroxymaleic, phenylacetic, glutamic, benzoic, salicylic, fumaric, toluenesulfonic, methanesulfonic, naphthalene-2-sulfonic, benzenesulfonic
5 hydroxynaphthoic, hydroiodic, malic, steroic, tannic and the like. Other acids such as oxalic, while not in themselves pharmaceutically acceptable, may be useful in the preparation of salts useful as intermediates in obtaining the compounds of the invention and their pharmaceutically acceptable salts. More specific examples of suitable basic salts include sodium, lithium, potassium, magnesium, aluminium,
10 calcium, zinc, N,N'-dibenzylethylenediamine, chlorprocaine, choline, diethanolamine, ethylenediamine, N-methylglucamine and procaine salts.

The term "solvate" as used herein refers to a complex of variable stoichiometry formed by a solute (a compound of formula (I)) and a solvent. Solvents, by way of example,
15 include water, methanol, ethanol, or acetic acid.

The term "physiologically functional derivative" as used herein refers to any pharmaceutically acceptable derivative of a compound of the present invention, for example, an ester or an amide of a compound of formula (I), which upon
20 administration to an animal, particularly a mammal, such as a human, is capable of providing (directly or indirectly) a compound of the present invention or an active metabolite thereof. See for example, Burger's Medicinal Chemistry And Drug Discovery, 5th Edition, Vol 1: Principles And Practice.

25 Processes for preparing pharmaceutically acceptable salts, solvates and physiologically functional derivatives of the compounds of formula (I) are conventional in the art. See, e.g., Burger's Medicinal Chemistry And Drug Discovery 5th Edition, Vol 1: Principles And Practice.

30 As will be apparent to those skilled in the art, in the processes described below for the preparation of compounds of formula (I), certain intermediates, may be in the form of

- pharmaceutically acceptable salts, solvates or physiologically functional derivatives of the compound. Those terms as applied to any intermediate employed in the process of preparing compounds of formula (I) have the same meanings as noted above with respect to compounds of formula (I). Processes for preparing pharmaceutically
- 5 acceptable salts, solvates and physiologically functional derivatives of such intermediates are known in the art and are analogous to the process for preparing pharmaceutically acceptable salts, solvates and physiologically functional derivatives of the compounds of formula (I).
- 10 Certain compounds of formula (I) may exist in stereoisomeric forms (e.g. they may contain one or more asymmetric carbon atoms or may exhibit *cis-trans* isomerism). The individual stereoisomers (enantiomers and diastereomers) and mixtures of these are included within the scope of the present invention. The present invention also covers the individual isomers of the compounds represented by formula (I) as mixtures
- 15 with isomers thereof in which one or more chiral centers are inverted. Likewise, it is understood that compounds of formula (I) may exist in tautomeric forms other than that shown in the formula and these are also included within the scope of the present invention.
- 20 The present invention further provides compounds of formula (I) for use in medical therapy, e.g. in the treatment or prophylaxis, including suppression of recurrence of symptoms, of a viral disease in an animal, e.g. a mammal such as a human. The compounds of formula (I) are especially useful for the treatment or prophylaxis of viral diseases such as herpes viral infections. Herpes viral infections include, for
- 25 example, herpes simplex virus 1 (HSV-1), herpes simplex virus 2 (HSV-2), cytomegalovirus (CMV), Epstein Barr virus (EBV), varacella zoster virus (VZV), human herpes virus 6 (HHV-6), human herpes virus 7 (HHV-7), and human herpes virus 8 (HHV-8). Thus, the compounds of the invention are also useful in the treatment or prophylaxis of the symptoms or effects of herpes virus infections.

The compounds of the invention are useful in the treatment or prophylaxis of conditions or diseases associated with herpes virus infections, particularly conditions or diseases associated with latent herpes virus infections in an animal, e.g., a mammal such as a human. By conditions or diseases associated with herpes viral infections is meant a condition or disease, excluding the viral infection per se, which results from the presence of the viral infection, such as chronic fatigue syndrome which is associated with EBV infection; and multiple sclerosis which has been associated with herpes viral infections such as EBV and HHV-6. Further examples of such conditions or diseases are described in the background section above.

10

In addition to those conditions and diseases, the compounds of the present invention may also be used for the treatment or prophylaxis of cardiovascular diseases and conditions associated with herpes virus infections, in particular atherosclerosis, coronary artery disease and restenosis and specifically restenosis following angioplasty (RFA). Restenosis is the narrowing of the blood vessels which can occur after injury to the vessel wall, for example injury caused by balloon angioplasty or other surgical and/or diagnostic techniques, and is characterized by excessive proliferation of smooth muscle cells in the walls of the blood vessel treated. It is thought that in many patients suffering from RFA, viral infection, particularly by CMV and/or HHV-6 of the patient plays a pivotal role in the proliferation of the smooth muscle cells in the coronary vessel treated. Restenosis can occur following a number of surgical and/or diagnostic techniques, for example, transplant surgery, vein grafting, coronary by-pass grafting and, most commonly following angioplasty.

15

20

There is evidence from work done both *in vitro* and *in vivo*, indicating that restenosis is a multifactorial process. Several cytokines and growth factors, acting in concert, stimulate the migration and proliferation of vascular smooth muscle cells (SMC) and production of extracellular matrix material, which accumulate to occlude the blood vessel. In addition growth suppressors act to inhibit the proliferation of SMC's and production of extracellular matrix material.

25

30

In addition, compounds of formula (I) may be useful in the treatment or prophylaxis of hepatitis B or hepatitis C viruses, human papilloma virus (HPV) and HIV.

5 The present invention provides a method for the treatment or prophylaxis of a viral infection in an animal such as a mammal (e.g., a human), particularly a herpes viral infection, which comprises administering to the animal a therapeutically effective amount of the compound of formula (I).

10 As used herein, the term "prophylaxis" refers to the complete prevention of infection, the prevention of occurrence of symptoms in an infected subject, the prevention of recurrence of symptoms in an infected subject, or a decrease in severity or frequency of symptoms of viral infection, condition or disease in the subject.

15 As used herein, the term "treatment" refers to the partial or total elimination of symptoms or decrease in severity of symptoms of viral infection, condition or disease in the subject, or the elimination or decrease of viral presence in the subject.

20 As used herein, the term "therapeutically effective amount" means an amount of a compound of formula (I) which is sufficient, in the subject to which it is administered, to treat or prevent the stated disease, condition or infection. For example, a therapeutically effective amount of a compound of formula (I) for the treatment of a herpes virus infection is an amount sufficient to treat the herpes virus infection in the subject.

25 The present invention also provides a method for the treatment or prophylaxis of conditions or diseases associated with herpes viral infections in an animal such as a mammal (e.g., a human), which comprises administering to the animal a therapeutically effective amount of the compound of formula (I). In one embodiment, the present invention provides a method for the treatment or prophylaxis of chronic
30 fatigue syndrome and multiple sclerosis in an animal such as a mammal (e.g., a human), which comprises administering to the animal a therapeutically effective

amount of a compound of formula (I). The foregoing method is particularly useful for the treatment or prophylaxis of chronic fatigue syndrome and multiple sclerosis associated with latent infection with a herpes virus.

5 In another embodiment, the present invention provides a method for the treatment or prophylaxis of a cardiovascular condition such as atherosclerosis, coronary artery disease or restenosis (particularly restenosis following surgery such as angioplasty), which comprises administering to the animal a therapeutically effective antiviral amount of the compound of formula (I).

10

The present invention further provides a method for the treatment or prophylaxis of hepatitis B or hepatitis C viruses in an animal such as a mammal (e.g., a human), which comprises administering to the animal a therapeutically effective amount of the compound of formula (I).

15

The present invention further provides a method for the treatment or prophylaxis of human papilloma virus in an animal such as a mammal (e.g., a human), which comprises administering to the animal a therapeutically effective amount of the compound of formula (I).

20

The present invention further provides a method for the treatment or prophylaxis of HIV in an animal such as a mammal (e.g., a human), which comprises administering to the animal a therapeutically effective amount of the compound of formula (I).

25 The present invention also provides the use of the compound of formula (I) in the preparation of a medicament for the treatment or prophylaxis of a viral infection in an animal such as a mammal (e.g., a human), particularly a herpes viral infection; the use of the compound of formula (I) in the preparation of a medicament for the treatment of conditions or disease associated with a herpes viral infection; and the use
30 of the compound of formula (I) in the preparation of a medicament for the treatment or prophylaxis of hepatitis B or hepatitis C viruses, human papilloma virus and HIV. In

particular, the present invention also provides the use of a compound of formula (I) in the preparation of a medicament for the treatment or prophylaxis of chronic fatigue syndrome or multiple sclerosis. In one embodiment, the present invention provides the use of a compound of formula (I) in the preparation of a medicament for the treatment or prophylaxis of cardiovascular disease, such as restenosis and atherosclerosis.

The compounds of formula (I) are conveniently administered in the form of pharmaceutical compositions. Such compositions may conveniently be presented for use in conventional manner in admixture with one or more physiologically acceptable carriers or diluents.

While it is possible that compounds of the present invention may be therapeutically administered as the raw chemical, it is preferable to present the active ingredient as a pharmaceutical formulation. The pharmaceutical formulation may comprise a carrier or diluent. The carrier(s) or diluent(s) must be "acceptable" in the sense of being compatible with the other ingredients of the formulation and not deleterious to the recipient thereof.

Accordingly, the present invention further provides for a pharmaceutical composition or formulation comprising a compound of formula (I). In one embodiment, the pharmaceutical formulation further comprises one or more pharmaceutically acceptable carriers or diluents and, optionally, other therapeutic and/or prophylactic ingredients.

The formulations include those suitable for oral, parenteral (including subcutaneous e.g. by injection or by depot tablet, intradermal, intrathecal, intramuscular e.g. by depot and intravenous), rectal and topical (including dermal, buccal and sublingual) administration although the most suitable route may depend upon for example the condition, age, and disorder of the recipient as well as the viral infection or disease being treated. The formulations may conveniently be presented in unit dosage form

and may be prepared by any of the methods well known in the art of pharmacy. All methods include the step of bringing into association the compound(s) ("active ingredient") with the carrier which constitutes one or more accessory ingredients. In general the formulations are prepared by uniformly and intimately bringing into association the active ingredient with liquid carriers or finely divided solid carriers or both and then, if necessary, shaping the product into the desired formulation.

5 Formulations suitable for oral administration may be presented as discrete units such as capsules, cachets or tablets (e.g. chewable tablets in particular for paediatric administration) each containing a predetermined amount of the active ingredient; as a powder or granules; as a solution or a suspension in an aqueous liquid or a non-
10 aqueous liquid; or as an oil-in-water liquid emulsion or a water-in-oil liquid emulsion. The active ingredient may also be presented as a bolus, electuary or paste.

A tablet may be made by compression or moulding, optionally with one or more accessory ingredients. Compressed tablets may be prepared by compressing in a
15 suitable machine the active ingredient in a free-flowing form such as a powder or granules, optionally mixed with other conventional excipients such as binding agents, (for example, syrup, acacia, gelatin, sorbitol, tragacanth, mucilage of starch or polyvinylpyrrolidone), fillers (for example, lactose, sugar, microcrystalline cellulose, maize-starch, calcium phosphate or sorbitol), lubricants (for example, magnesium
20 stearate, stearic acid, talc, polyethylene glycol or silica), disintegrants (for example, potato starch or sodium starch glycollate) or wetting agents, such as sodium lauryl sulfate. Moulded tablets may be made by moulding in a suitable machine a mixture of the powdered compound moistened with an inert liquid diluent. The tablets may
25 optionally be coated or scored and may be formulated so as to provide slow or controlled release of the active ingredient therein. The tablets may be coated according to methods well-known in the art.

Alternatively, the compounds of the present invention may be incorporated into oral liquid preparations such as aqueous or oily suspensions, solutions, emulsions, syrups or
30 elixirs, for example. Moreover, formulations containing these compounds may be presented as a dry product for constitution with water or other suitable vehicle before

use. Such liquid preparations may contain conventional additives such as suspending agents such as sorbitol syrup, methyl cellulose, glucose/sugar syrup, gelatin, hydroxyethylcellulose, carboxymethyl cellulose, aluminum stearate gel or hydrogenated edible fats; emulsifying agents such as lecithin, sorbitan mono-oleate or acacia; non-aqueous vehicles (which may include edible oils) such as almond oil, fractionated coconut oil, oily esters, propylene glycol or ethyl alcohol; and preservatives such as methyl or propyl p-hydroxybenzoates or sorbic acid. Such preparations may also be formulated as suppositories, e.g., containing conventional suppository bases such as cocoa butter or other glycerides.

10

Formulations for parenteral administration include aqueous and non-aqueous sterile injection solutions which may contain anti-oxidants, buffers, bacteriostats and solutes which render the formulation isotonic with the blood of the intended recipient; and aqueous and non-aqueous sterile suspensions which may include suspending agents and thickening agents.

15

The formulations may be presented in unit-dose or multi-dose containers, for example sealed ampoules and vials, and may be stored in a freeze-dried (lyophilised) condition requiring only the addition of a sterile liquid carrier, for example, water-for-injection, immediately prior to use. Extemporaneous injection solutions and suspensions may be prepared from sterile powders, granules and tablets of the kind previously described.

20

Formulations for rectal administration may be presented as a suppository with the usual carriers such as cocoa butter, hard fat or polyethylene glycol.

25

Formulations for topical administration in the mouth, for example buccally or sublingually, include lozenges comprising the active ingredient in a flavoured base such as sucrose and acacia or tragacanth, and pastilles comprising the active ingredient in a base such as gelatin and glycerin or sucrose and acacia.

30

The compounds may also be formulated as depot preparations. Such long acting formulations may be administered by implantation (for example subcutaneously or intramuscularly) or by intramuscular injection. Thus, for example, the compounds may be formulated with suitable polymeric or hydrophobic materials (for example as an emulsion in an acceptable oil) or ion exchange resins, or as sparingly soluble derivatives, for example, as a sparingly soluble salt.

In addition to the ingredients particularly mentioned above, the formulations may include other agents conventional in the art having regard to the type of formulation in question, for example those suitable for oral administration may include flavouring agents.

It will be appreciated that the amount of a compound of the invention required for use in treatment will vary with the nature of the condition being treated and the age and the condition of the patient and will be ultimately at the discretion of the attendant physician or veterinarian. In general, however, doses employed for adult human treatment will typically be in the range of 0.02-5000 mg per day, preferably 100-1500 mg per day. The desired dose may conveniently be presented in a single dose or as divided doses administered at appropriate intervals, for example as two, three, four or more sub-doses per day. The formulations according to the invention may contain between 0.1-99% of the active ingredient, conveniently from 30-95% for tablets and capsules and 3-50% for liquid preparations.

The compound of formula (I) for use in the instant invention may be used in combination with other therapeutic agents for example, non-nucleotide reverse transcriptase inhibitors, nucleoside reverse transcriptase inhibitors, protease inhibitors and/or other antiviral agents. The invention thus provides in a further aspect the use of a combination comprising a compound of formula (I) with a further therapeutic agent in the treatment of viral infections. Particular antiviral agents which may be combined with the compounds of the present invention include aciclovir, valaciclovir, famcyclovir, docosanol, gancyclovir, miribavir, amprenavir, lamivudine, zidovudine, and

abacavir. Preferred antiviral agents for combining with the compounds of the present invention include aciclovir and valaciclovir. Thus the present invention provides in a further aspect, a combination comprising a compound of formula (I) and an antiviral agent selected from the group consisting of aciclovir and valaciclovir; the use of such combination in the treatment of viral infections and the preparation of a medicament for the treatment of viral infections, and a method of treating viral infections comprising administering a compound of formula (I) and an antiviral agent selected from the group consisting of aciclovir and valaciclovir.

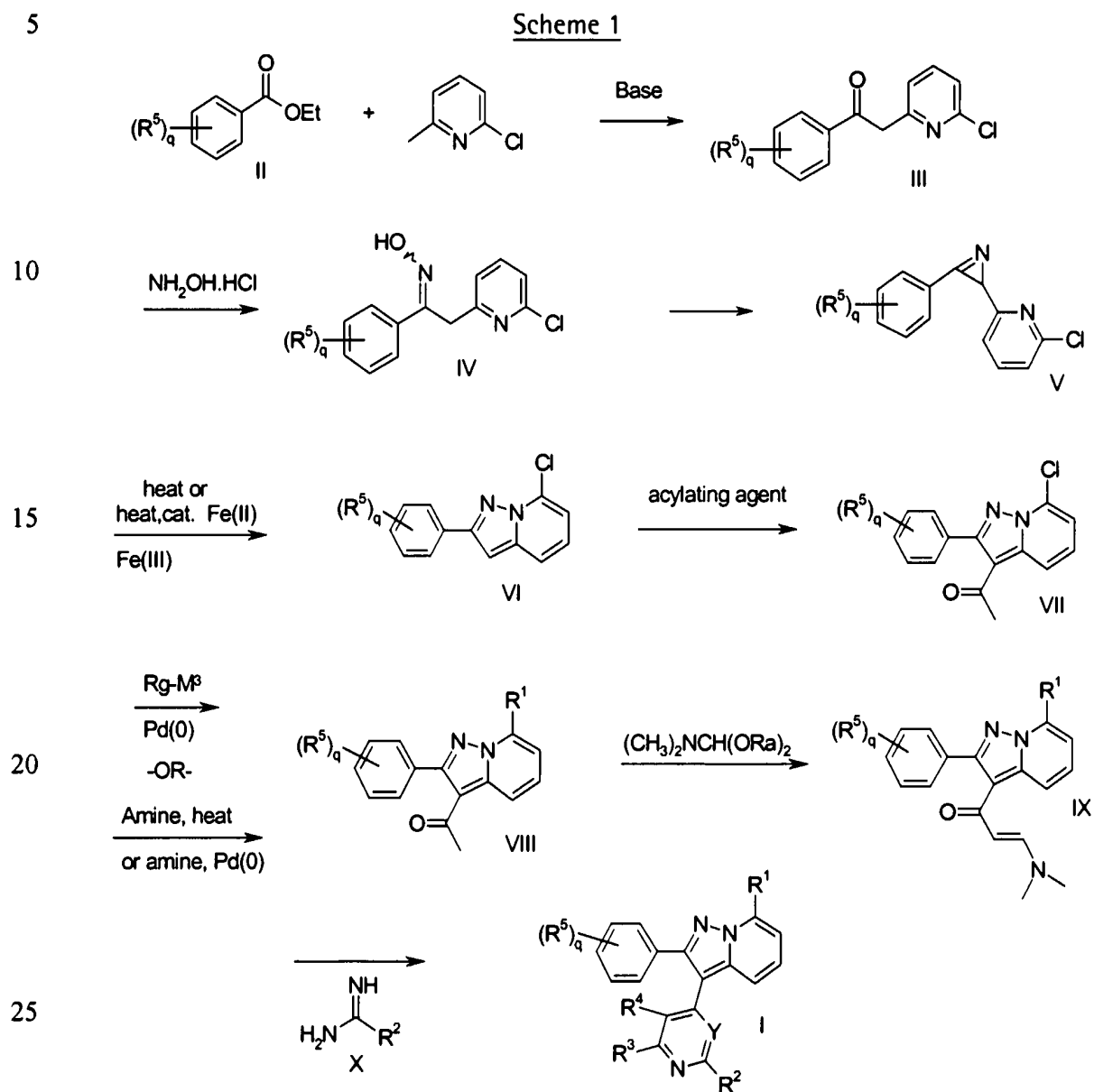
10 When the compounds of formula (I) are used in combination with other therapeutic agents, the compounds may be administered either sequentially or simultaneously by any convenient route.

The combinations referred to above may conveniently be presented for use in the form of a pharmaceutical formulation and thus pharmaceutical formulations comprising a combination as defined above optionally together with a pharmaceutically acceptable carrier or diluent comprise a further aspect of the invention. The individual components of such combinations may be administered either sequentially or simultaneously in separate or combined pharmaceutical formulations.

20 When combined in the same formulation it will be appreciated that the two compounds must be stable and compatible with each other and the other components of the formulation and may be formulated for administration. When formulated separately they may be provided in any convenient formulation, in such a manner as are known for such compounds in the art.

When a compound of formula (I) is used in combination with a second therapeutic agent active against the viral infection, the dose of each compound may differ from that when the compound is used alone. Appropriate doses will be readily appreciated by those skilled in the art.

Compounds of formula (I) wherein Y is N and R² is selected from the group consisting of alkyl, cycloalkyl, alkenyl, cycloalkenyl, -NR⁷R⁸, -OR⁷, Ay, -OAy, -S(O)_nR⁹, -S(O)_nAy, -R¹⁰NR⁷R⁸, -R¹⁰NR⁷Ay, Het, -NHHet, -NHR¹⁰Het, -OHet, and -OR¹⁰Het, and R³ and R⁴ are H, may be conveniently prepared by the general process outlined in Scheme 1 below.



wherein:

R¹ is selected from the group consisting of halo, -NR⁷R⁸, Ay, -NR⁷Ay, Het, -NHR¹⁰Het, -NHHet and -NHR¹⁰Ay;

each R^7 and R^8 are the same or different and are independently selected from the group consisting of H, alkyl, cycloalkyl, alkenyl, cycloalkenyl, $-R^{10}$ cycloalkyl, $-R^{10}OR^9$, $-R^{10}NR^9R^{11}$, $-R^{10}C(O)R^9$, $-C(O)R^9$, $-C(O)R^{10}Ay$, $-C(O)R^{10}Het$, $-CO_2R^9$, $-R^{10}CO_2R^9$, $-C(O)NR^9R^{11}$, $-R^{10}C(O)NR^9R^{11}$, $-R^{10}C(O)Ay$,
 5 $-R^{10}C(O)Het$, $-C(S)NR^9R^{11}$, $-R^{10}C(S)NR^9R^{11}$, $-R^{10}NHC(NH)NR^9R^{11}$,
 $-R^{10}NHC(O)R^{10}Het$, $-R^{10}NHC(O)R^{10}CO_2R^9$, $-R^{10}NHC(NCO_2R^9)NHCO_2R^9$,
 $-R^{10}NHC(O)NHSO_2R^9$, $-R^{10}NHC(O)NHSO_2Ay$, $-R^{10}NHC(O)NHSO_2Het$,
 $-R^{10}C(NH)NR^9R^{11}$, $-C(NH)NR^9R^{11}$, $-SO_2NR^9R^{11}$, $-R^{10}SO_2NR^9R^{11}$,
 $-R^{10}NHSO_2R^9$, $-SO_2R^{10}$, $-R^{10}SO_2R^{10}$, $-R^{10}NHCOR^9$, $-R^{10}SO_2NHCOR^9$,
 10 $-R^{10}NHP(O)(OR^9)_2$, $-R^{10}OP(O)(OR^9)_2$ and $-R^{10}OP(O)(OR^{10}Ay)_2$;

each R^9 and R^{11} are the same or different and are independently selected from the group consisting of H, alkyl, cycloalkyl, $-R^{10}$ cycloalkyl, $-R^{10}OH$, $-R^{10}(OR^{10})_w$ where w is 1-10, and $-R^{10}NR^{10}R^{10}$;

each R^{10} is the same or different and is independently selected from the group
 15 consisting of alkyl, cycloalkyl, alkenyl, cycloalkenyl and alkynyl;

Ay is aryl;

Het is a 5- or 6-membered heterocyclic or heteroaryl group;

R^2 is selected from the group consisting of alkyl, cycloalkyl, alkenyl, cycloalkenyl, Ay,

20 $-NR^7R^8$, $-OR^7$, $-OAY$, $-S(O)_nR^9$, $-S(O)_nAy$, $-R^{10}NR^7R^8$, $-R^{10}NR^7Ay$, Het, $-NHHet$,
 $-NHR^{10}Het$, $-OHet$ and $-OR^{10}Het$;

n is 0, 1 or 2;

Y is N;

R^3 and R^4 are both H;

q is 0, 1, 2, 3, 4 or 5;

25 each R^5 is the same or different and is independently selected from the group

consisting of halo, alkyl, alkenyl, alkynyl, cycloalkyl, cycloalkenyl,
 $-R^{10}$ cycloalkyl, Ay, $-NHR^{10}Ay$, Het, $-NHHet$, $-NHR^{10}Het$, $-OR^7$, $-OAY$,
 $-OHet$, $-R^{10}OR^9$, $-NR^7R^8$, $-NR^7Ay$, $-R^{10}NR^7R^8$, $-R^{10}NR^7Ay$, $-R^{10}C(O)R^9$, $-C(O)R^9$,
 $-CO_2R^9$, $-R^{10}CO_2R^9$, $-C(O)NR^7R^8$, $-C(O)Ay$, $-C(O)NR^7Ay$, $-C(O)Het$, $-C(O)NHR^{10}Het$
 30 $-R^{10}C(O)NR^9R^{11}$, $-C(S)NR^9R^{11}$, $-R^{10}C(S)NR^9R^{11}$, $-R^{10}NHC(NH)NR^9R^{11}$, $-C(NH)NR^7R^8$,
 $-C(NH)NR^7Ay$, $-R^{10}C(NH)NR^9R^{11}$, $-S(O)_2NR^7R^8$, $-S(O)_2NR^7Ay$, $-R^{10}SO_2NHCOR^9$,

$-R^{10}SO_2NR^9R^{11}$, $-R^{10}SO_2R^9$, $-S(O)_nR^9$, cyano, nitro and azido; or
two adjacent R^5 groups together with the atoms to which they are bonded
form a C_{5-6} cycloalkyl or aryl;

wherein when q is 1 and R^5 is in the para position, R^5 is not halo; and

5 Rg is Ay or Het as defined above;

M^3 is $B(OH)_2$, $B(ORa)_2$, $B(Ra)_2$, $Sn(Ra)_3$, Zn-halide, Zn-Ra or Mg-halide;

Ra is alkyl or cycloalkyl; and

halide is halo.

10 Generally, the process for preparing the compounds of formula (I) wherein Y is N and
 R^2 is selected from the group consisting of alkyl, cycloalkyl, alkenyl, cycloalkenyl,
 $-NR^7R^8$, $-OR^7$, Ay, $-OAY$, $-S(O)_nR^9$, $-S(O)_nAY$, $-R^{10}NR^7R^8$, $-R^{10}NR^7AY$, Het, $-NHHet$,
 $-NHR^{10}Het$, $-OHet$, and $-OR^{10}Het$, and R^3 and R^4 are H, (all formulas and all other
variables having been defined above in connection with Scheme 1) comprises the

15 steps of:

(a) reacting 2-chloro-6-picoline with a benzoylating agent of formula (II) to
prepare a compound of formula (III);

(b) reacting the compound of formula (III) with a hydroxylamine source to prepare
a compound of formula (IV);

20 (c) reacting the compound of formula (IV) with an acylating or sulfonylating
agent to prepare a compound of formula (V);

(d) rearranging the compound of formula (V) to prepare a compound of formula
(VI);

(e) acylating the compound of formula (VI) to prepare a compound of formula
25 (VII);

(f) either:

(1) replacing the C-7 halogen of the compound of formula (VII) with an
amine; or

(2) coupling the compound of formula (VII) with a metal compound of the
30 formula $Rg-M^3$

to prepare a compound of formula (VIII);

- (g) reacting the compound of formula (VIII) with a dimethylformamide dialkyl acetal of formula $(\text{CH}_3)_2\text{NCH}(\text{ORa})_2$ to prepare a compound of formula (IX); and
 (h) reacting the compound of formula (IX) with a compound of formula (X) to prepare the compounds of formula (I).

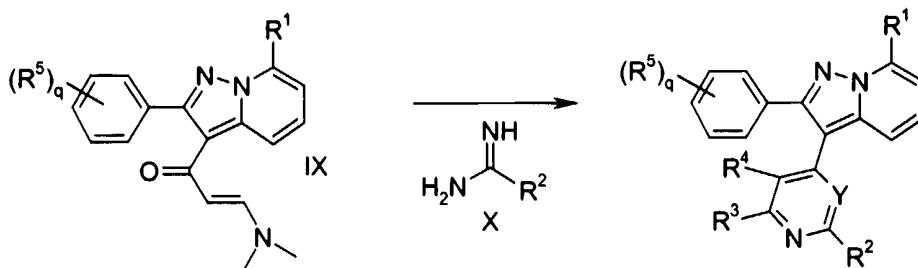
5

More specifically, compounds of formula (I) wherein Y is N and R^2 is selected from the group consisting of alkyl, cycloalkyl, alkenyl, cycloalkenyl, $-\text{NR}^7\text{R}^8$, $-\text{OR}^7$, Ay , $-\text{OAY}$, $-\text{S}(\text{O})_n\text{R}^9$, $-\text{S}(\text{O})_n\text{Ay}$, $-\text{R}^{10}\text{NR}^7\text{R}^8$, $-\text{R}^{10}\text{NR}^7\text{Ay}$, Het, $-\text{NHHet}$, $-\text{NHR}^{10}\text{Het}$, $-\text{OHet}$, and $-\text{OR}^{10}\text{Het}$, and R^3 and R^4 are H can be prepared by reacting a compound of formula (IX)

10

with a compound of formula (X).

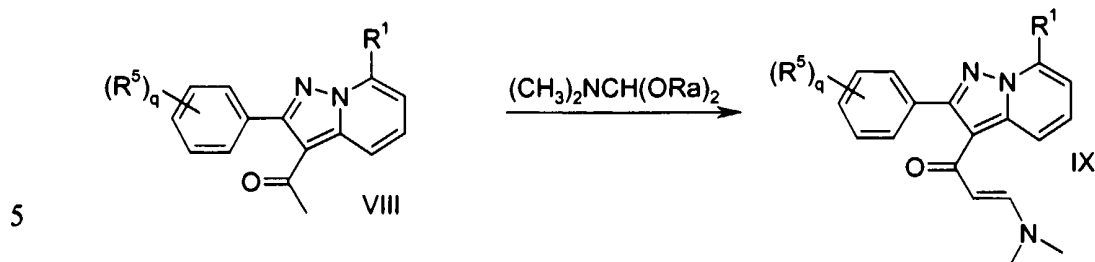
15



wherein all variables are as defined above in connection with Scheme 1.

This method can be readily carried out by mixing a compound of formula (IX) with a
 20 compound of formula (X) in a suitable solvent, optionally in the presence of a base
 (preferably when the amidine is in a salt form), and heating the reaction to 50-150°C.
 Typical solvents include lower alcohols such as methanol, ethanol, isopropanol,
 dimethylformamide, or the like. The base is typically a sodium alkoxide, potassium
 carbonate, or an amine base such as triethylamine. In one embodiment, the solvent is
 25 dimethylformamide and the base is potassium carbonate, or an amine base such as
 triethylamine.

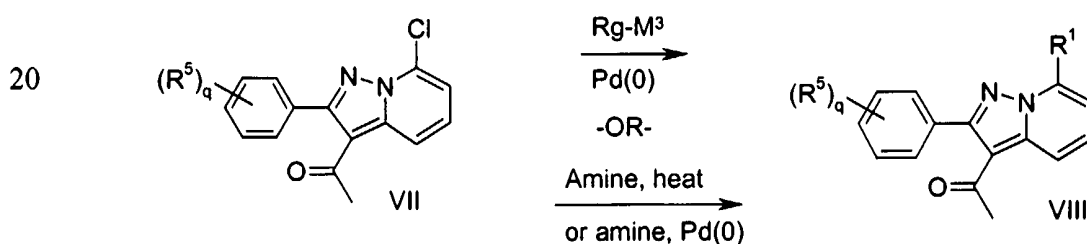
Compounds of the formula (IX) may be conveniently prepared by reacting a
 compound of formula (VIII) with a dimethylformamide dialkyl acetal.



wherein all variables are as defined above in connection with Scheme 1.

Typical dimethylformamide dialkylacetal compounds for use in this method include
 10 but are not limited to dimethylformamide dimethylacetal and dimethylformamide di-*tert*-butylacetal. The reaction is carried out by mixing a compound of formula (VIII) with the dimethylformamide dialkyl acetal, optionally with heating.

Compounds of the formula (VIII) may be prepared by two methods. According to one
 15 method, compounds of formula (VIII) are prepared from compounds of formula (VII) by replacement of the C-7 halogen (chloro is depicted in formula (VII) but other halogens are similarly useful) with an amine nucleophile.



wherein all variables are as defined above in connection with Scheme 1.

25

Typically the replacement is carried out by mixing the compound of formula (VII) with an amine nucleophile of formula R^{1a} where R^{1a} is selected from the group consisting of $-\text{NR}^7\text{R}^8$, $-\text{NR}^7\text{Ay}$, Het, $-\text{NHR}^{10}\text{Het}$, NHHet, and $-\text{NHR}^{10}\text{Ay}$; and optionally heating the reaction.

30

The reaction can also be carried out via an adaptation of procedures found in the literature (Wolfe, J. P.; Buchwald, S. L. *J. Org. Chem.* 2000, 65, 1144) wherein a compound of formula (VII) is treated with an amine, a palladium (0) or nickel (0) source and a base in a suitable solvent. Suitable sources of palladium (0) include but are not limited to palladium(II) acetate and tris(dibenzylideneacetone) dipalladium (0). Typical bases for use in the reaction include, for example sodium *tert*-butoxide and cesium carbonate. Toluene is an example of a suitable solvent.


According to the second method, compounds of formula (VIII) are prepared from compounds of formula (VII) by coupling with metal compounds of the formula Rg-M³ wherein Rg is Ay or Het as defined above and M³ is B(OH)₂, B(ORa)₂, B(Ra)₂, Sn(Ra)₃, Zn-halide, Zn-Ra or Mg-halide, wherein Ra is alkyl or cycloalkyl and halide is halo. This general method can be conveniently performed in an inert solvent, in the presence of a palladium (0) catalyst, optionally with heating. Preferably the reaction is performed by reacting equimolar amounts of a compound of formula (VII) with the metal compound of formula Rg-M³ or optionally adding an excess of the metal compound. The palladium catalyst is preferably present in 1-10 mol% compared to the compound of formula (VII). Palladium catalysts that may be used may include, but are not limited to, tetrakis(triphenylphosphine) palladium (0) dichlorobis(triphenylphosphine)palladium(II), and bis(diphenylphosphinoferrocene)-palladium (II) dichloride. Inert solvents for use in the reaction include but are not limited to, *N,N*-dimethylformamide, toluene, tetrahydrofuran, dioxane, and 1-methyl-2-pyrrolidinone.

When the metal compound of formula Rg-M³ is an arylboronic acid or ester or an arylborinate, the reaction is more conveniently carried out by adding a base in a proportion equivalent to, or greater than, that of the metal compound.

Metal compounds of the formula Rg-M³ can be purchased from commercial sources or prepared either as discreet isolated compounds or generated *in situ* by using methods known to one skilled in the art. (Suzuki, A. *J. Organomet. Chem.* 1999, 576, 147; Stille,

J. Angew. Chem. Int. Ed. Engl. 1986, 25, 508; Snieckus, V. J. Org. Chem. 1995, 60, 292.)

Compounds of formula (VII) may be conveniently prepared from compounds of
5 formula (VI) using an acylation procedure.



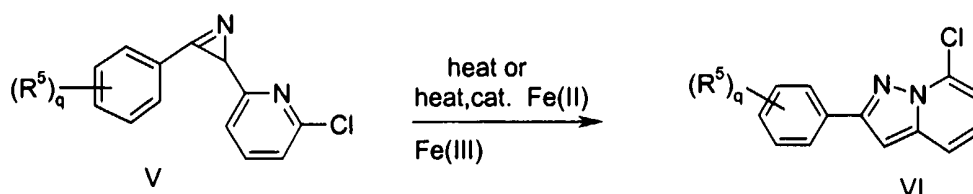
10

wherein all variables are as defined above in connection with Scheme 1.

Typically the acylation is carried out by treating the compounds of formula (VI) with
an acylating agent, optionally in the presence of an acid or Lewis acid catalyst in an
15 inert solvent with optional heating. Typical acylating agents will be readily
determined by those skilled in the art. One preferred acylating agent is acetic
anhydride. Lewis acid catalysts are also known to those skilled in the art. One
preferred Lewis acid catalyst for use in this reaction is boron trifluoride diethyl
etherate. A suitable solvent is toluene.

20

Compounds of formula (VI) are conveniently prepared by rearranging an azirine
compound of formula (V).



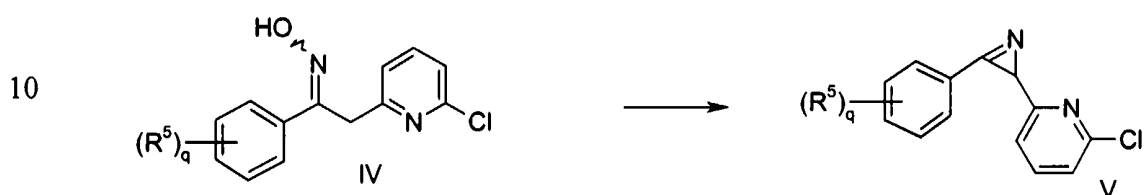
25

wherein all variables are as defined above in connection with Scheme 1.

The rearrangement of the azirines of formula (V) can be accomplished by heating a
30 solution of the azirine of formula (V) in a suitable solvent at a temperature of about
160-200°C. Suitable inert solvents include, but are not limited to, 1-methyl-2-

pyrrolidinone, and 1,2,4-trichlorobenzene. A more preferred method for rearrangement of the azirine of formula (V) to compounds of formula (VI) involves reacting the compound of formula (V) with ferrous chloride (FeCl₂) or ferric chloride (FeCl₃). This reaction is typically done in an inert solvent with heating. A preferred solvent for this reaction is 1,2-dimethoxyethane and the like.

Typically the azirines of formula (V) are prepared from oxime compounds of formula (IV) by treatment with acylating or sulfonylating agents in the presence of a base.

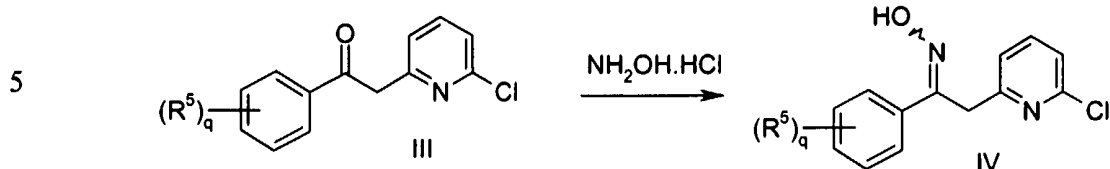


wherein all variables are as defined above in connection with Scheme 1.

15 Typical acylating or sulfonylating agents include but are not limited to, acetic anhydride, trifluoroacetic anhydride, methanesulfonyl chloride, toluenesulfonyl chloride and the like. Typical bases include, but are not limited to, triethylamine, diisopropylethylamine, pyridine, or the like. The reaction may be carried out in an inert solvent such as for example, chloroform, dichloromethane, toluene or the like.

20

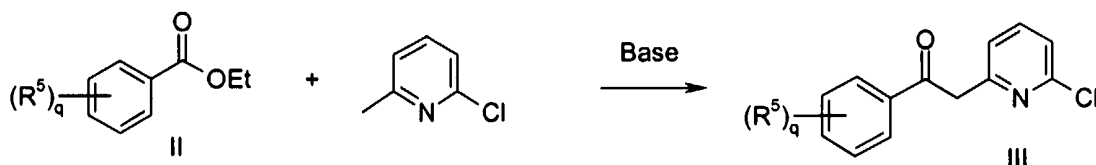
The oxime compounds of formula (IV) are readily prepared by treating ketone compounds of formula (III) with a hydroxylamine source, in a suitable solvent, and optionally with a base.



wherein all variables are as defined above in connection with Scheme 1.

- 10 Preferrably the hydroxylamine is hydroxylamine hydrochloride and the base is an aqueous solution of sodium hydroxide. Suitable solvents include lower alcohols such as methanol, ethanol, or isopropanol.

- 15 The ketone compounds of formula (III) can be prepared by treatment of 2-chloro-6-picoline with a benzoylating agent of formula (II) in the presence of a base.

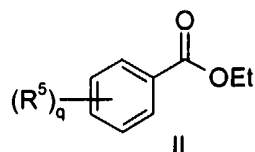


wherein all variables are as defined above in connection with Scheme 1.

- 20 Preferred benzoylating agents of formula (II) include, but are not limited to, benzoyl esters. An example of a suitable base is lithium bis(trimethylsilyl)amide in an inert solvent such as tetrahydrofuran. Ketones such as those of formula (III) can be readily prepared using procedures known to one skilled in the art and/or described in the literature (Cassity, R.P.; Taylor, L.T.; Wolfe, J.F. *J.Org. Chem.* 1978, 2286).

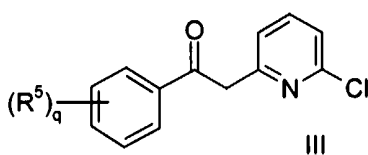
- 25 In addition to the foregoing process for preparing certain compounds of formula (I), the present invention also provides certain intermediate compounds for use in the preparation of such compounds of formula (I) according to the foregoing process.

Thus, as one aspect, the present invention provides compounds of formula (II)



5 wherein all variables are as defined above in connection with Scheme 1 and Et is ethyl.

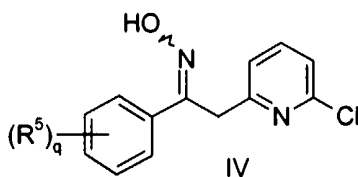
As another aspect, the present invention provides compounds of formula (III)



10

wherein all variables are as defined above in connection with Scheme 1.

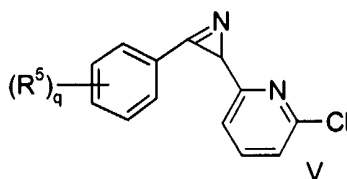
As another aspect, the present invention provides compounds of formula (IV)



15

wherein all variables are as defined above in connection with Scheme 1.

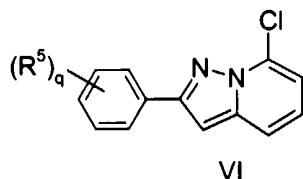
20 As another aspect, the present invention provides compounds of formula (V)



25

wherein all variables are as defined above in connection with Scheme 1.

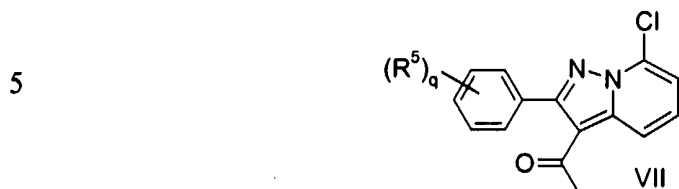
As another aspect, the present invention provides compounds of formula (VI)



30

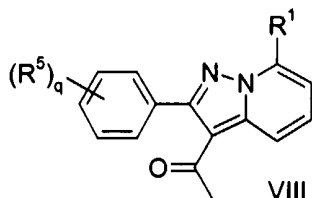
wherein all variables are as defined above in connection with Scheme 1.

As another aspect, the present invention provides compounds of formula (VII)



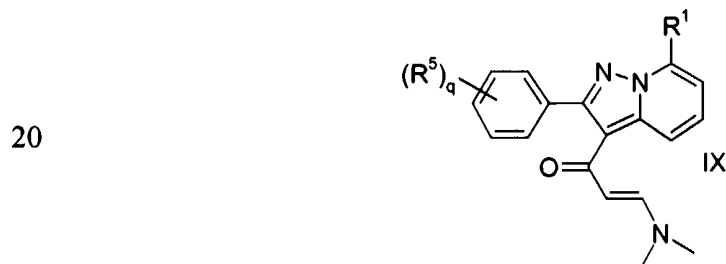
wherein all variables are as defined above in connection with Scheme 1.

10 As another aspect, the present invention provides compounds of formula (VIII)



15 wherein all variables are as defined above in connection with Scheme 1.

As another aspect, the present invention provides compounds of formula (IX)



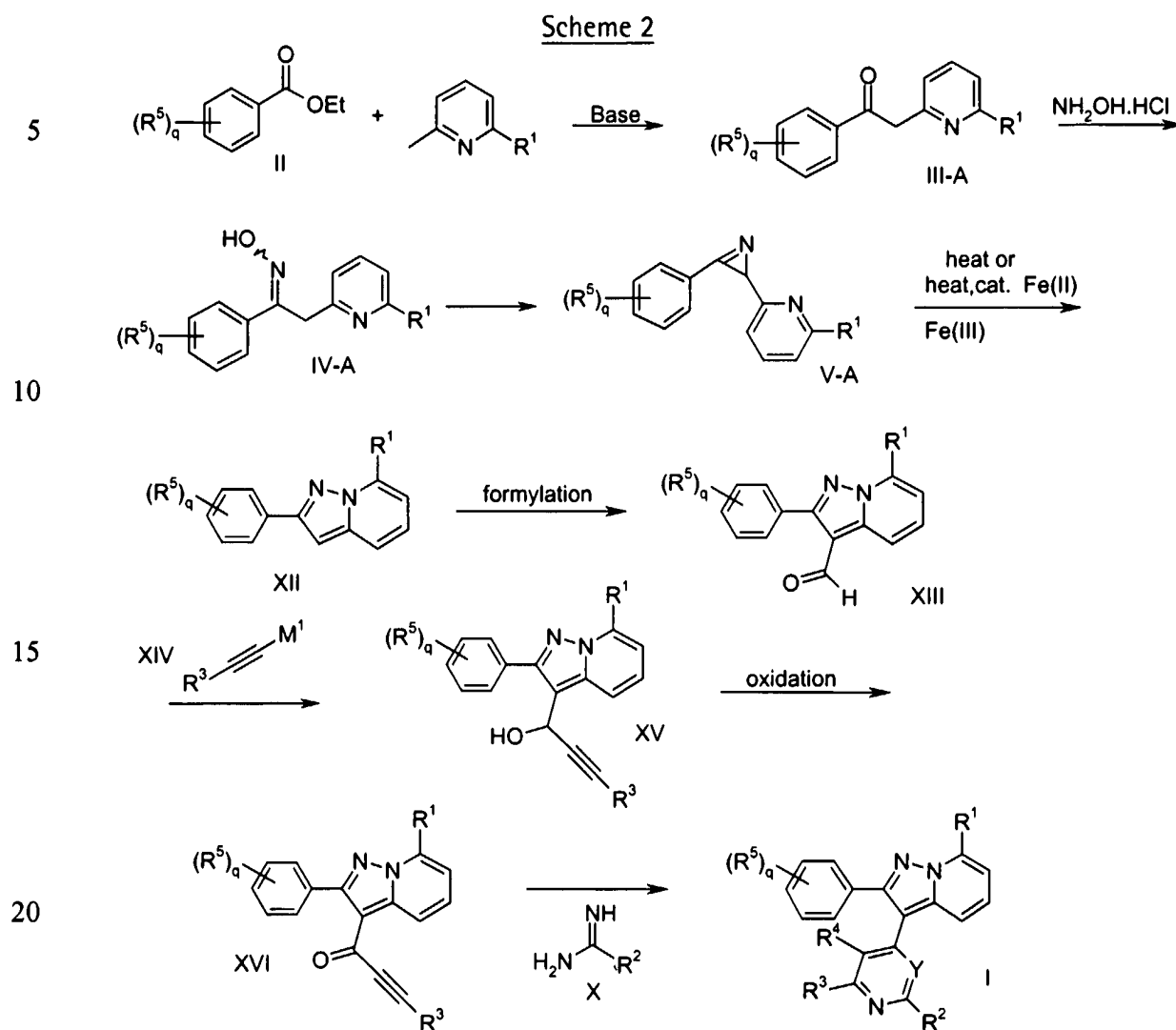
wherein all variables are as defined above in connection with Scheme 1.

25

In a further embodiment of the present invention, compounds of formula (I) wherein Y is N; R² is selected from the group consisting of H, alkyl, cycloalkyl, alkenyl, cycloalkenyl, -NR⁷R⁸, -OR⁷, Ay, -OAY, -S(O)_nR⁹, -S(O)_nAy, -R¹⁰NR⁷R⁸, -R¹⁰NR⁷Ay, Het, -NHHet, -NHR¹⁰Het, -OHet, and -OR¹⁰Het; R³ is selected from the group consisting of H, alkyl, cycloalkyl, alkenyl, -R¹⁰OR⁷, -R¹⁰OAY, -NR⁷R⁸ where R⁷ and R⁸ are not H, Ay, -NR⁷Ay where R⁷ is not H, -R¹⁰NR⁷R⁸, -R¹⁰NR⁷Ay, -C(O)R⁷, -C(O)AY, -CO₂R⁷, -CO₂Ay,

30

-SO₂NHR⁹ and Het; and R⁴ is H, may be conveniently prepared by a general process outlined in Scheme 2 below.



wherein:

- 25 R¹ is selected from the group consisting of halo, -NR⁷R⁸, Ay, -NR⁷Ay, Het, -NHR¹⁰Het, -NHHet and -NHR¹⁰Ay;
- each R⁷ and R⁸ are the same or different and are independently selected from
- the group consisting of H, alkyl, cycloalkyl, alkenyl, cycloalkenyl,
- R¹⁰cycloalkyl, -R¹⁰OR⁹, -R¹⁰NR⁹R¹¹, -R¹⁰C(O)R⁹, -C(O)R⁹, -C(O)R¹⁰Ay,
- 30 -C(O)R¹⁰Het, -CO₂R⁹, -R¹⁰CO₂R⁹, -C(O)NR⁹R¹¹, -R¹⁰C(O)NR⁹R¹¹, -R¹⁰C(O)Ay,
- R¹⁰C(O)Het, -C(S)NR⁹R¹¹, -R¹⁰C(S)NR⁹R¹¹, -R¹⁰NHC(NH)NR⁹R¹¹,

$-R^{10}NHC(O)R^{10}Het$, $-R^{10}NHC(O)R^{10}CO_2R^9$, $-R^{10}NHC(NCO_2R^9)NHCO_2R^9$,
 $-R^{10}NHC(O)NHSO_2R^9$, $-R^{10}NHC(O)NHSO_2Ay$, $-R^{10}NHC(O)NHSO_2Het$,
 $-R^{10}C(NH)NR^9R^{11}$, $-C(NH)NR^9R^{11}$, $-SO_2NR^9R^{11}$, $-R^{10}SO_2NR^9R^{11}$,
 $-R^{10}NHSO_2R^9$, $-SO_2R^{10}$, $-R^{10}SO_2R^{10}$, $-R^{10}NHCOR^9$, $-R^{10}SO_2NHCOR^9$,
 $-R^{10}NHP(O)(OR^9)_2$, $-R^{10}OP(O)(OR^9)_2$ and $-R^{10}OP(O)(OR^{10}Ay)_2$;

each R^9 and R^{11} are the same or different and are independently selected from
 the group consisting of H, alkyl, cycloalkyl, $-R^{10}$ cycloalkyl, $-R^{10}OH$,
 $-R^{10}(OR^{10})_w$ where w is 1-10, and $-R^{10}NR^{10}R^{10}$;

each R^{10} is the same or different and is independently selected from the group
 consisting of alkyl, cycloalkyl, alkenyl, cycloalkenyl and alkynyl;

Ay is aryl;

Het is a 5- or 6-membered heterocyclic or heteroaryl group;

R^2 is selected from the group consisting of alkyl, cycloalkyl, alkenyl, cycloalkenyl, Ay,
 $-NR^7R^8$, $-OR^7$, $-OAY$, $-S(O)_nR^9$, $-S(O)_nAy$, $-R^{10}NR^7R^8$, $-R^{10}NR^7Ay$, Het, $-NHHet$,
 $-NHR^{10}Het$, $-OHet$ and $-OR^{10}Het$;

n is 0, 1 or 2;

Y is N;

R^3 is selected from the group consisting of H, alkyl, cycloalkyl, alkenyl, Ay, $-R^{10}OR^7$,
 $-R^{10}OAY$, $-NR^7R^8$ where R^7 and R^8 are not H, $-NR^7Ay$ where R^7 is not H,
 $-R^{10}NR^7R^8$, $-R^{10}NR^7Ay$, $-C(O)R^7$, $-C(O)AY$, $-CO_2R^7$, $-CO_2Ay$, $-SO_2NHR^9$ and Het;

R^4 is H;

q is 0, 1, 2, 3, 4 or 5;

each R^5 is the same or different and is independently selected from the group

consisting of halo, alkyl, alkenyl, alkynyl, cycloalkyl, cycloalkenyl,
 $-R^{10}$ cycloalkyl, Ay, $-NHR^{10}Ay$, Het, $-NHHet$, $-NHR^{10}Het$, $-OR^7$, $-OAY$,
 $-OHet$, $-R^{10}OR^9$, $-NR^7R^8$, $-NR^7Ay$, $-R^{10}NR^7R^8$, $-R^{10}NR^7Ay$, $-R^{10}C(O)R^9$, $-C(O)R^9$,
 $-CO_2R^9$, $-R^{10}CO_2R^9$, $-C(O)NR^7R^8$, $-C(O)AY$, $-C(O)NR^7Ay$, $-C(O)Het$, $-C(O)NHR^{10}Het$,
 $-R^{10}C(O)NR^9R^{11}$, $-C(S)NR^9R^{11}$, $-R^{10}C(S)NR^9R^{11}$, $-R^{10}NHC(NH)NR^9R^{11}$, $-C(NH)NR^7R^8$,
 $-C(NH)NR^7Ay$, $-R^{10}C(NH)NR^9R^{11}$, $-S(O)_2NR^7R^8$, $-S(O)_2NR^7Ay$, $-R^{10}SO_2NHCOR^9$,
 $-R^{10}SO_2NR^9R^{11}$, $-R^{10}SO_2R^9$, $-S(O)_nR^9$, cyano, nitro and azido; or

two adjacent R⁵ groups together with the atoms to which they are bonded form a C₅₋₆ cycloalkyl or aryl;

wherein when q is 1 and R⁵ is in the para position, R⁵ is not halo; and

M¹ is Li, Mg-halide or cerium-halide, wherein halide is halo.

5

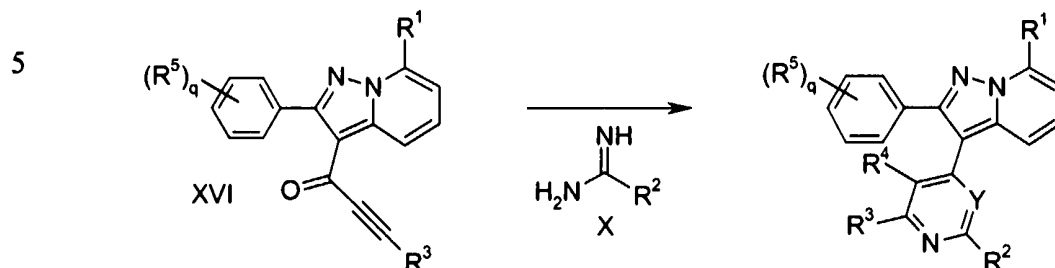
Generally, the process for preparing compounds of formula (I) wherein Y is N; R² is selected from the group consisting of alkyl, cycloalkyl, alkenyl, cycloalkenyl, -NR⁷R⁸, -OR⁷, Ay, -OAY, -S(O)_nR⁹, -S(O)_nAy, -R¹⁰NR⁷R⁸, -R¹⁰NR⁷Ay, Het, -NHHet, -NHR¹⁰Het, -OHet, and -OR¹⁰Het; R³ is selected from the group consisting of H, alkyl, cycloalkyl, alkenyl, -R¹⁰OR⁷, -R¹⁰OAY, -NR⁷R⁸ where R⁷ and R⁸ are not H, Ay, -NR⁷Ay where R⁷ is not H, -R¹⁰NR⁷R⁸, -R¹⁰NR⁷Ay, -C(O)R⁷, -C(O)AY, -CO₂R⁷, -CO₂Ay, -SO₂NHR⁹ and Het; and R⁴ is H (all other variables having been defined above in connection with Scheme 2), comprises the following steps:

- (a) reacting a compound of formula (IV-A) with an acylating or sulfonylating agent to prepare a compound of formula (V-A);
- (b) rearranging the compound of formula (V-A) to prepare a compound of formula (XII);
- (c) formylating the compound of formula (XII) to prepare a compound of formula (XIII);
- (d) reacting the compound of formula (XIII) with a compound of formula (XIV) to prepare a compound of formula (XV);
- (e) oxidizing the compound of formula (XV) to prepare a compound of formula (XVI); and
- (f) reacting the compound of formula (XVI) with a compound of formula (X) to prepare the compounds of formula (I).

More specifically, compounds of formula (I) wherein Y is N; R² is selected from the group consisting of alkyl, cycloalkyl, alkenyl, cycloalkenyl, -NR⁷R⁸, -OR⁷, Ay, -OAY, -S(O)_nR⁹, -S(O)_nAy, -R¹⁰NR⁷R⁸, -R¹⁰NR⁷Ay, Het, -NHHet, -NHR¹⁰Het, -OHet, and -OR¹⁰Het; R³ is selected from the group consisting of H, alkyl, cycloalkyl, alkenyl, -R¹⁰OR⁷, -R¹⁰OAY, -NR⁷R⁸ where R⁷ and R⁸ are not H, Ay, -NR⁷Ay where R⁷ is not H,

30

$-R^{10}NR^7R^8$, $-R^{10}NR^7Ay$, $-C(O)R^7$, $-C(O)Ay$, $-CO_2R^7$, $-CO_2Ay$, $-SO_2NHR^9$ and Het; and R^4 is H, may be prepared by reacting a compound of formula (XVI) with a compound of formula (X).



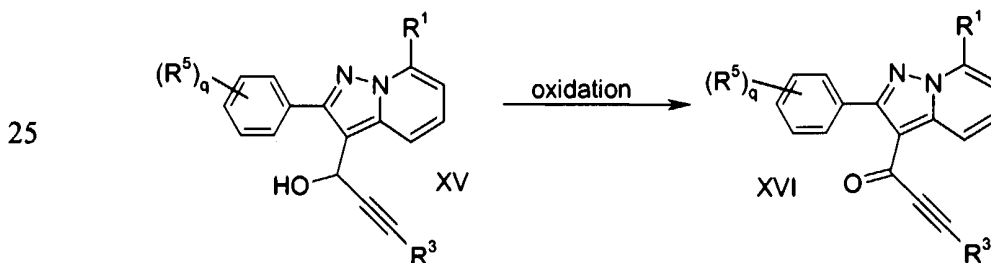
10 wherein all variables are as defined above in connection with Scheme 2.

This method can be readily carried out by mixing a compound of formula (XVI) with a compound of formula (X) in a suitable solvent, optionally in the presence of a base. The reaction may be heated to 50-150°C or performed at ambient temperature.

15 Typical solvents include but are not limited to lower alcohols such as methanol, ethanol, isopropanol and the like. Typical bases include for example, sodium alkoxide, potassium carbonate, or an amine base such as triethylamine. In another embodiment, the solvent is *N,N*-dimethylformamide and the base is potassium carbonate, or an amine base such as triethylamine.

20

Compounds of formula (XVI) may be conveniently prepared by oxidation of a compound of formula (XV).

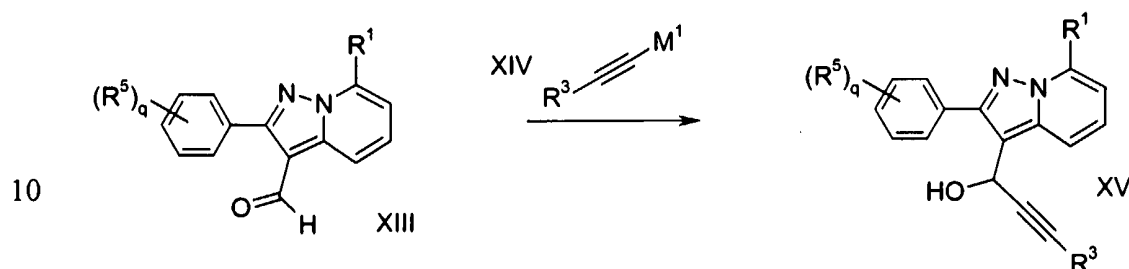


wherein all variables are as defined above in connection with Scheme 2.

30

Preferred oxidizing agents include but are not limited to, manganese dioxide, and the like, in an inert solvent. Suitable inert solvents include but are not limited to, dichloromethane, chloroform, *N,N*-dimethylformamide, ether, and the like.

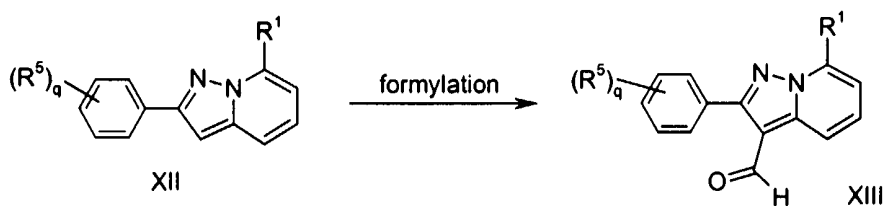
- 5 Compounds of formula (XV) may be conveniently prepared by reacting a compound of formula (XIII) with a compound of formula (XIV).



wherein all variables are as defined above in connection with Scheme 2.

- 15 Preferred metals (M^1) in the compounds of formula (XIV) include but are not limited to, lithium, magnesium(II) halides, cerium(III) halides, and the like. Compounds of formula (XIV) may be purchased from commercial sources or prepared by methods known to one skilled in the art.

- 20 Compounds of formula (XIII) may be conveniently prepared from compounds of formula (XII) by a formylation procedure.

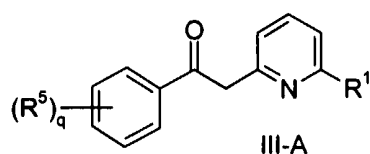


wherein all variables are as defined above in connection with Scheme 2.

- 30 Typically the formylation is carried out via the Vilsmeier-Haack reaction. The Vilsmeier-Haack reagents can be purchased from commercial sources or prepared *in situ*. Preferable conditions include, but are not limited to treating compounds of formula (XII) with a premixed solution of phosphorous oxychloride in *N,N*-dimethylformamide optionally with heating the reaction to 50-150°C.

The compounds of formula (XII) are prepared by a process analogous to the process employed for the preparation of compounds of formula (VI) in Scheme 1 above.

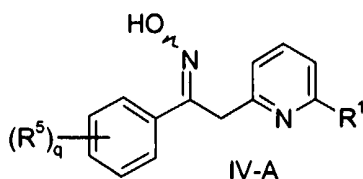
In addition to the foregoing process for preparing certain compounds of formula (I),
5 the present invention also provides certain intermediate compounds for use in the preparation of such compounds of formula (I) according to the foregoing process. Thus, as one aspect, the present invention provides compounds of formula (III-A)



wherein all variables are as defined above in connection with Scheme 2.

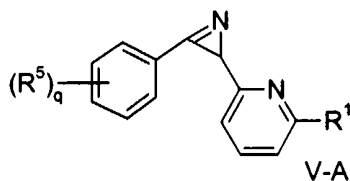
10

As another aspect, the present invention provides compounds of formula (IV-A)



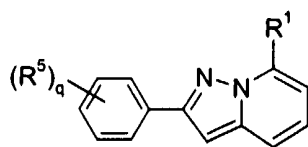
wherein all variables are as defined above in connection with Scheme 2.

15 As another aspect, the present invention provides compounds of formula (V-A)



wherein all variables are as defined above in connection with Scheme 2.

As another aspect, the present invention provides compounds of formula (XII)

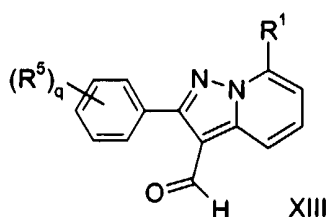


5

XII

wherein all variables are as defined above in connection with Scheme 2.

In another aspect, the present invention provides compounds of formula (XIII)

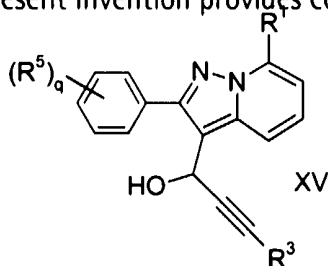


10

XIII

wherein all variables are as defined above in connection with Scheme 2.

15 In another aspect, the present invention provides compounds of formula (XV)

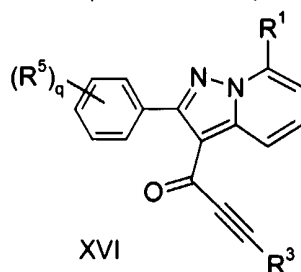


20

XV

wherein all variables are as defined above in connection with Scheme 2.

In another aspect, the present invention provides compounds of formula (XVI)



25

XVI

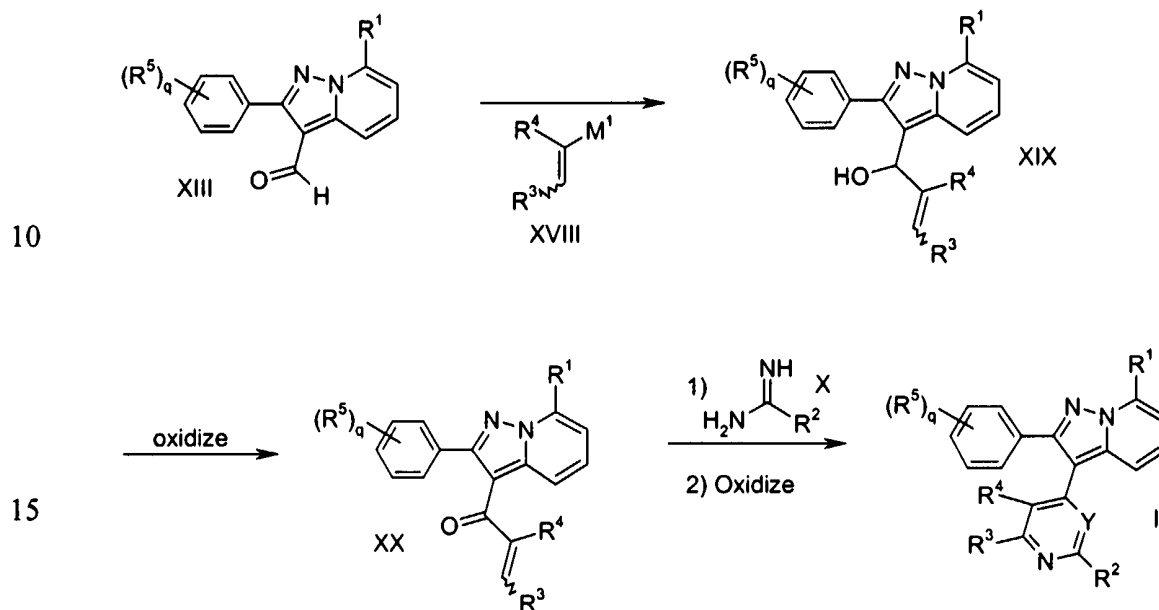
wherein all variables are as defined above in connection with Scheme 2.

30

Compounds of formula (I) wherein Y is N and R² is selected from the group consisting of alkyl, cycloalkyl, alkenyl, cycloalkenyl, -NR⁷R⁸, -OR⁷, Ay, -OAy, -S(O)_nR⁹, -S(O)_nAy, -R¹⁰NR⁷R⁸, -R¹⁰NR⁷Ay, Het, -NHHet, -NHR¹⁰Het, -OHet, and -OR¹⁰Het, may be conveniently prepared by the process outlined in Scheme 3 below.

5

Scheme 3



wherein:

R¹ is selected from the group consisting of halo, -NR⁷R⁸, Ay, -NR⁷Ay, Het, -NHR¹⁰Het, -NHHet and -NHR¹⁰Ay;

20

each R⁷ and R⁸ are the same or different and are independently selected from

the group consisting of H, alkyl, cycloalkyl, alkenyl, cycloalkenyl, -R¹⁰cycloalkyl, -R¹⁰OR⁹, -R¹⁰NR⁹R¹¹, -R¹⁰C(O)R⁹, -C(O)R⁹, -C(O)R¹⁰Ay, -C(O)R¹⁰Het, -CO₂R⁹, -R¹⁰CO₂R⁹, -C(O)NR⁹R¹¹, -R¹⁰C(O)NR⁹R¹¹, -R¹⁰C(O)Ay, -R¹⁰C(O)Het, -C(S)NR⁹R¹¹, -R¹⁰C(S)NR⁹R¹¹, -R¹⁰NHC(NH)NR⁹R¹¹, -R¹⁰NHC(O)R¹⁰Het, -R¹⁰NHC(O)R¹⁰CO₂R⁹, -R¹⁰NHC(NCO₂R⁹)NHCO₂R⁹, -R¹⁰NHC(O)NHSO₂R⁹, -R¹⁰NHC(O)NHSO₂Ay, -R¹⁰NHC(O)NHSO₂Het, -R¹⁰C(NH)NR⁹R¹¹, -C(NH)NR⁹R¹¹, -SO₂NR⁹R¹¹, -R¹⁰SO₂NR⁹R¹¹, -R¹⁰NHSO₂R⁹, -SO₂R¹⁰, -R¹⁰SO₂R¹⁰, -R¹⁰NHCOR⁹, -R¹⁰SO₂NHCOR⁹, -R¹⁰NHP(O)(OR⁹)₂, -R¹⁰OP(O)(OR⁹)₂ and -R¹⁰OP(O)(OR¹⁰Ay)₂;

30

each R^9 and R^{11} are the same or different and are independently selected from the group consisting of H, alkyl, cycloalkyl, $-R^{10}$ cycloalkyl, $-R^{10}OH$, $-R^{10}(OR^{10})_w$ wherein w is 1-10, and $-R^{10}NR^{10}R^{10}$;

each R^{10} is the same or different and is independently selected from the group consisting of alkyl, cycloalkyl, alkenyl, cycloalkenyl and alkynyl;

5

Ay is aryl;

Het is a 5- or 6-membered heterocyclic or heteroaryl group;

R^2 is selected from the group consisting of alkyl, cycloalkyl, alkenyl, cycloalkenyl, Ay, $-NR^7R^8$, $-OR^7$, $-OAY$, $-S(O)_nR^9$, $-S(O)_nAY$, $-R^{10}NR^7R^8$, $-R^{10}NR^7AY$, Het, $-NHHet$, $-NHR^{10}Het$, $-OHet$ and $-OR^{10}Het$;

10

n is 0, 1 or 2;

Y is N;

R^3 and R^4 are the same or different and are each independently selected from the group consisting of H, halo, alkyl, cycloalkyl, alkenyl, Ay, $-OR^7$, $-OAY$, $-R^{10}OR^7$, $-R^{10}OAY$, $-NR^7R^8$, $-NR^7AY$, $-R^{10}NR^7R^8$, $-R^{10}NR^7AY$, $-C(O)R^7$, $-C(O)AY$, $-CO_2R^7$, $-CO_2AY$, $-SO_2NHR^9$, Het, $-NHHet$ and $-NHR^{10}Het$;

15

q is 0, 1, 2, 3, 4 or 5;

each R^5 is the same or different and is independently selected from the group consisting of halo, alkyl, alkenyl, alkynyl, cycloalkyl, cycloalkenyl, $-R^{10}$ cycloalkyl, Ay, $-NHR^{10}AY$, Het, $-NHHet$, $-NHR^{10}Het$, $-OR^7$, $-OAY$, $-OHet$, $-R^{10}OR^9$, $-NR^7R^8$, $-NR^7AY$, $-R^{10}NR^7R^8$, $-R^{10}NR^7AY$, $-R^{10}C(O)R^9$, $-C(O)R^9$, $-CO_2R^9$, $-R^{10}CO_2R^9$, $-C(O)NR^7R^8$, $-C(O)AY$, $-C(O)NR^7AY$, $-C(O)Het$, $-C(O)NHR^{10}Het$, $-R^{10}C(O)NR^9R^{11}$, $-C(S)NR^9R^{11}$, $-R^{10}C(S)NR^9R^{11}$, $-R^{10}NHC(NH)NR^9R^{11}$, $-C(NH)NR^7R^8$, $-C(NH)NR^7AY$, $-R^{10}C(NH)NR^9R^{11}$, $-S(O)_2NR^7R^8$, $-S(O)_2NR^7AY$, $-R^{10}SO_2NHCOR^9$, $-R^{10}SO_2NR^9R^{11}$, $-R^{10}SO_2R^9$, $-S(O)_nR^9$, cyano, nitro and azido; or two adjacent R^5 groups together with the atoms to which they are bonded form a C_{5-6} cycloalkyl or aryl;

20

25

wherein when q is 1 and R^5 is in the para position, R^5 is not halo; and

M^1 is Li, Mg-halide or cerium-halide, wherein halide is halo.

30

Generally, the process for preparing compounds of formula (I) wherein Y is N and R² is selected from the group consisting of alkyl, cycloalkyl, alkenyl, cycloalkenyl, -NR⁷R⁸, -OR⁷, Ay, -OAY, -S(O)_nR⁹, -S(O)_nAY, -R¹⁰NR⁷R⁸, -R¹⁰NR⁷AY, Het, -NHHet, -NHR¹⁰Het, -OHet, and -OR¹⁰Het, (all formulas and all other variables having been defined above

5 in connection with Scheme 3), comprises the following steps:

(a) reacting a compound of formula (XIII) with a compound of formula (XVIII) to prepare a compound of formula (XIX);

(b) oxidizing the compound of formula (XIX) to prepare a compound of formula (XX); and

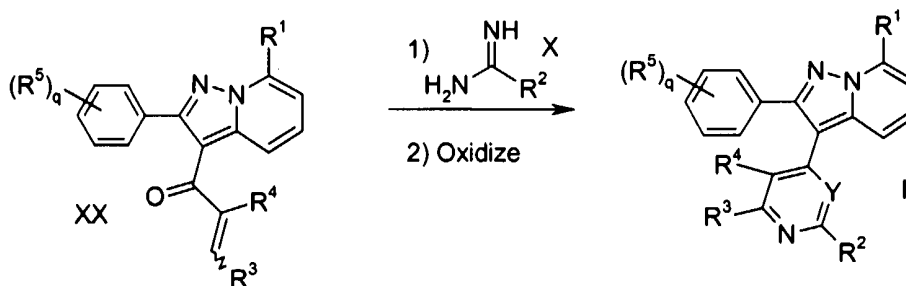
10 (c) reacting a compound of formula (XX) with a compound of formula (X) followed by oxidative aromatization to prepare the compounds of formula (I).

More specifically, compounds of formula (I) wherein Y is N and R² is selected from the group consisting of alkyl, cycloalkyl, alkenyl, cycloalkenyl, -NR⁷R⁸, -OR⁷, Ay, -OAY, -S(O)_nR⁹, -S(O)_nAY, -R¹⁰NR⁷R⁸, -R¹⁰NR⁷AY, Het, -NHHet, -NHR¹⁰Het, -OHet, and -OR¹⁰Het can be prepared by reacting a compound of formula (XX) with a compound

15

of formula (X) followed by oxidative aromatization.

20



wherein all variables are as defined above in connection with Scheme 3.

25

The condensation is conveniently carried out by treating the compound of formula (XX) with a compound of formula (X) in an inert solvent, optionally in the presence of a base. The reaction may be heated to 50-150°C or performed at ambient temperature. Suitable inert solvents include lower alcohols such as, for example, methanol, ethanol, isopropanol and the like. The base is typically sodium alkoxide,

30

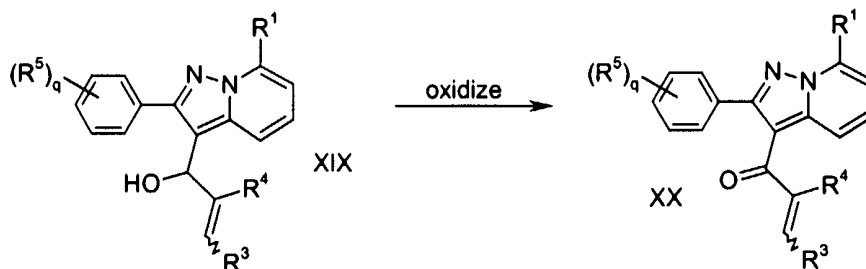
potassium carbonate, or an amine base such as triethylamine. In another

embodiment, the solvent is *N,N*-dimethylformamide and the base is potassium carbonate, or an amine base such as triethylamine. The reaction produces a dihydropyrimidine intermediate.

- 5 Preferrably in the same reaction vessel, the dihydropyrimidine intermediate may be oxidized to a compound of formula (I) by the addition of an oxidizing agent. The reaction may be heated to 50-150°C or performed at ambient temperature. Preferrably, the oxidizing agent is oxygen (O₂), palladium on carbon, 2,3-dichloro-5,6-dicyano-1,4-benzoquinone, or the like.

10

Compounds of formula (XX) may be conveniently prepared by oxidation of compounds of formula (XIX).



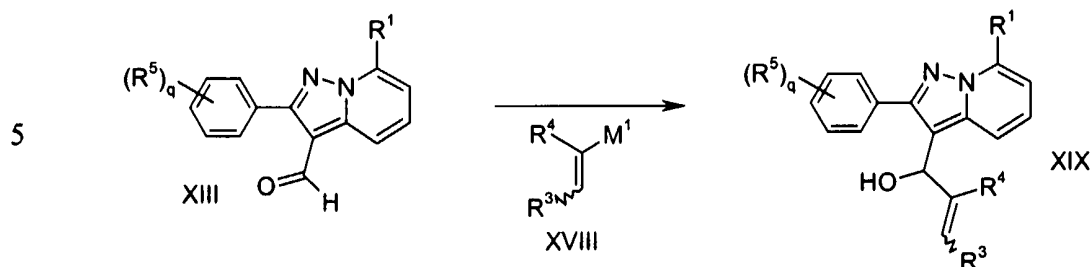
wherein all variables are as defined above in connection with Scheme 3.

15

Preferred oxidizing agents for the oxidation of compounds of formula (XIX) include but are not limited to manganese dioxide, and the like. The oxidation is typically carried out in an inert solvent such as for example, dichloromethane, chloroform, *N,N*-dimethylformamide, ether, and the like.

20

Compounds of formula (XIX) may be conveniently prepared by reacting a compound of formula (XIII) with a compound of formula (XVIII).

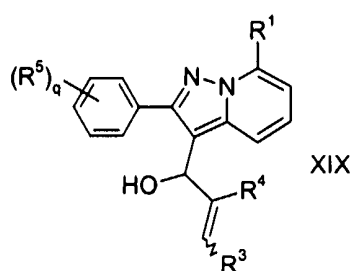


wherein M^1 is a metal such as for example, lithium, magnesium(II) halides, cerium(III) halides, and the like and all other variables are as defined above in connection with Scheme 3. Compounds of formula (XVIII) may be purchased from commercial sources or prepared by methods known to one skilled in the art. The compounds of formula (XIII) may be prepared using the methods described in connection with Schemes 1 and 2 above.

15

In addition to the foregoing process for preparing certain compounds of formula (I), the present invention also provides certain intermediate compounds for use in the preparation of such compounds of formula (I) according to the foregoing process. Thus, as one aspect, the present invention provides compounds of formula (XIX)

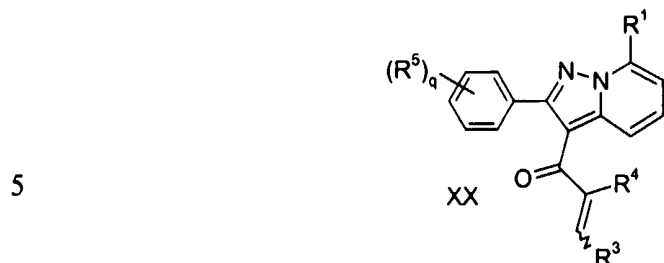
20



25

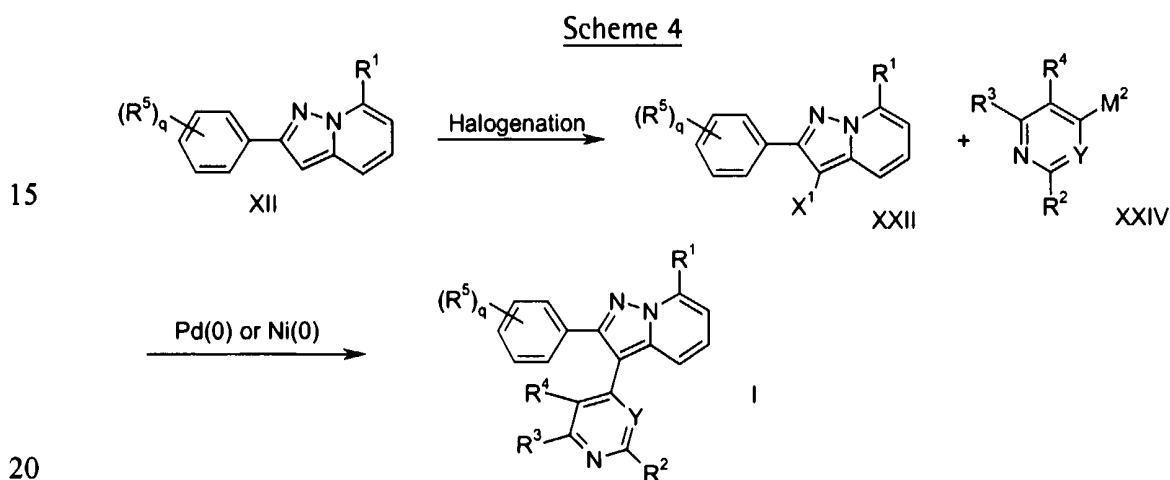
wherein all variables are as described above in connection with Scheme 3.

In another aspect, the present invention provides compounds of formula (XX)



wherein all variables are as described above in connection with Scheme 3.

10 Compounds of formula (I) wherein Y is CH or N, may be conveniently prepared by the process outlined in Scheme 4 below.



wherein:

R¹ is selected from the group consisting of halo, -NR⁷R⁸, Ay, -NR⁷Ay, Het, -NHR¹⁰Het, -NHHet and -NHR¹⁰Ay;

25 each R⁷ and R⁸ are the same or different and are independently selected from the group consisting of H, alkyl, cycloalkyl, alkenyl, cycloalkenyl, -R¹⁰cycloalkyl, -R¹⁰OR⁹, -R¹⁰NR⁹R¹¹, -R¹⁰C(O)R⁹, -C(O)R⁹, -C(O)R¹⁰Ay, -C(O)R¹⁰Het, -CO₂R⁹, -R¹⁰CO₂R⁹, -C(O)NR⁹R¹¹, -R¹⁰C(O)NR⁹R¹¹, -R¹⁰C(O)Ay, -R¹⁰C(O)Het, -C(S)NR⁹R¹¹, -R¹⁰C(S)NR⁹R¹¹, -R¹⁰NHC(NH)NR⁹R¹¹,
 30 -R¹⁰NHC(O)R¹⁰Het, -R¹⁰NHC(O)R¹⁰CO₂R⁹, -R¹⁰NHC(NCO₂R⁹)NHCO₂R⁹, -R¹⁰NHC(O)NHSO₂R⁹, -R¹⁰NHC(O)NHSO₂Ay, -R¹⁰NHC(O)NHSO₂Het,

$-R^{10}C(NH)NR^9R^{11}$, $-C(NH)NR^9R^{11}$, $-SO_2NR^9R^{11}$, $-R^{10}SO_2NR^9R^{11}$,
 $-R^{10}NHSO_2R^9$, $-SO_2R^{10}$, $-R^{10}SO_2R^{10}$, $-R^{10}NHCOR^9$, $-R^{10}SO_2NHCOR^9$,
 $-R^{10}NHP(O)(OR^9)_2$, $-R^{10}OP(O)(OR^9)_2$ and $-R^{10}OP(O)(OR^{10}Ay)_2$;

each R^9 and R^{11} are the same or different and are independently selected from
 5 the group consisting of H, alkyl, cycloalkyl, $-R^{10}$ cycloalkyl, $-R^{10}OH$,
 $-R^{10}(OR^{10})_w$ where w is 1-10, and $-R^{10}NR^{10}R^{10}$;

each R^{10} is the same or different and is independently selected from the group
 consisting of alkyl, cycloalkyl, alkenyl, cycloalkenyl and alkynyl;

Ay is aryl;

10 Het is a 5- or 6-membered heterocyclic or heteroaryl group;

R^2 is selected from the group consisting of halo, alkyl, cycloalkyl, alkenyl, cycloalkenyl,
 $-NR^7R^8$, $-OR^7$, $-OAY$, $-S(O)_nR^9$, $-S(O)_nAY$, $-R^{10}NR^7R^8$, $-R^{10}NR^7AY$, Ay, Het, $-NHHet$,
 $-NHR^{10}Het$, $-OHet$ and $-OR^{10}Het$;

n is 0, 1 or 2;

15 Y is N or CH;

R^3 and R^4 are the same or different and are each independently selected from the
 group consisting of H, halo, alkyl, cycloalkyl, alkenyl, Ay, $-OR^7$, $-OAY$, $-R^{10}OR^7$,
 $-R^{10}OAY$, $-NR^7R^8$, $-NR^7AY$, $-R^{10}NR^7R^8$, $-R^{10}NR^7AY$, $-C(O)R^7$, $-C(O)AY$, $-CO_2R^7$,
 $-CO_2AY$, $-SO_2NHR^9$, Het, $-NHHet$ and $-NHR^{10}Het$;

20 q is 0, 1, 2, 3, 4 or 5;

each R^5 is the same or different and is independently selected from the group

consisting of halo, alkyl, alkenyl, alkynyl, cycloalkyl, cycloalkenyl,

$-R^{10}$ cycloalkyl, Ay, $-NHR^{10}Ay$, Het, $-NHHet$, $-NHR^{10}Het$, $-OR^7$, $-OAY$,

$-OHet$, $-R^{10}OR^9$, $-NR^7R^8$, $-NR^7AY$, $-R^{10}NR^7R^8$, $-R^{10}NR^7AY$, $-R^{10}C(O)R^9$, $-C(O)R^9$,

25 $-CO_2R^9$, $-R^{10}CO_2R^9$, $-C(O)NR^7R^8$, $-C(O)AY$, $-C(O)NR^7AY$, $-C(O)Het$, $-C(O)NHR^{10}Het$

$-R^{10}C(O)NR^9R^{11}$, $-C(S)NR^9R^{11}$, $-R^{10}C(S)NR^9R^{11}$, $-R^{10}NHC(NH)NR^9R^{11}$, $-C(NH)NR^7R^8$,

$-C(NH)NR^7AY$, $-R^{10}C(NH)NR^9R^{11}$, $-S(O)_2NR^7R^8$, $-S(O)_2NR^7AY$, $-R^{10}SO_2NHCOR^9$,

$-R^{10}SO_2NR^9R^{11}$, $-R^{10}SO_2R^9$, $-S(O)_nR^9$, cyano, nitro and azido; or

two adjacent R^5 groups together with the atoms to which they are bonded

30 form a C_{5-6} cycloalkyl or aryl;

wherein when q is 1 and R^5 is in the para position, R^5 is not halo;

wherein when Y is CH, R³ is not -NR⁷Ay;

X¹ is chloro, bromo, or iodo; and

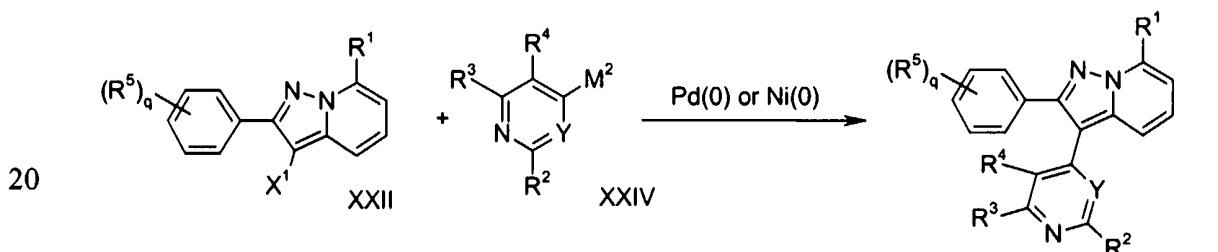
M² is -B(OH)₂, -B(ORa)₂, -B(Ra)₂, -Sn(Ra)₃, Zn-halide, ZnRa, or Mg-halide where Ra is alkyl or cycloalkyl and halide is halo.

5

Generally, the process for preparing compounds of formula (I) (all formulas and variables having been defined above in connection with Scheme 4), comprises the following steps:

- a) halogenating a compound of formula (XII) to prepare a compound of formula (XXII); and
 10 b) reacting the compound of formula (XXII) with a compound of formula (XXIV) to prepare the compounds of formula (I).

More specifically, compounds of formula (I) wherein Y is N or CH can be prepared by
 15 reacting a compound of formula (XXII) with a compound of formula (XXIV).



wherein all variables are as defined above in connection with Scheme 4.

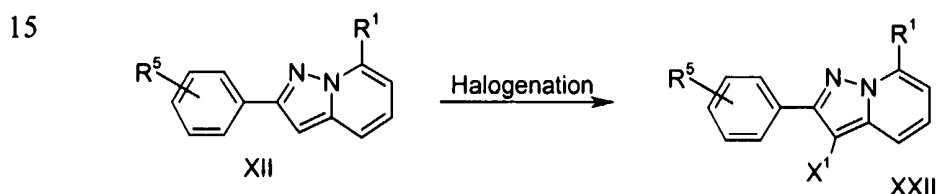
The reaction may be carried out in an inert solvent, in the presence of a palladium (0)
 25 or nickel (0) catalyst. The reaction may optionally be heated to about 50-150°C.

Preferably the reaction is performed by reacting equimolar amounts of a compound of formula (XXII) with a Het-metal compound of formula (XXIV), but the reaction may also be performed in the presence of an excess of compound of the formula (XXIV).

The palladium or nickel catalyst is preferably present in 1-10 mol% compared to the
 30 compound of formula (XXII). Examples of suitable palladium catalysts include but are not limited to, tetrakis(triphenylphosphine)palladium (0), dichlorobis(triphenyl-

phosphine)palladium(II), tris(dibenzylideneacetone)dipalladium (0), and bis(diphenylphosphinoferrocene)palladium (II) dichloride. Suitable solvents include but are not limited to, *N,N*-dimethylformamide, toluene, tetrahydrofuran, dioxane, and 1-methyl-2-pyrrolidinone. When the Het-metal compound of formula (XXIV) is
5 an arylboronic acid or ester or an arylborinate the reaction is more conveniently carried out by adding a base in a proportion equivalent to, or greater than, that of the compound of formula (XXIV). Het-metal compounds of formula (XXIV) may be obtained from commercial sources or prepared either as discreet isolated compounds or generated *in situ* using methods known to one skilled in the art. (Suzuki, A. J.
10 *Organomet. Chem.* 1999, 576, 147; Stille, J. *Angew. Chem. Int. Ed. Engl.* 1986, 25, 508; Snieckus, V. *J. Org. Chem.* 1995, 60, 292.)

Compounds of formula (XXII) can be prepared from compounds of formula (XII) by a halogenation procedure.

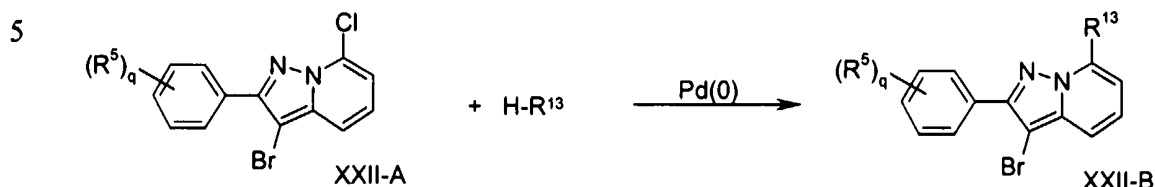


wherein all variables are as defined above in connection with Scheme 4.

20 Typically, the halogenation reaction is carried out by subjecting the compounds of formula (XII) to a halogenating agent in a suitable solvent. Suitable halogenating agents include but are not limited to, *N*-bromosuccinimide, trialkylammonium tribromides, bromine, *N*-chlorosuccinimide, *N*-iodosuccinimide, iodine monochloride,
25 and the like. Suitable solvents include, for example, *N,N*-dimethylformamide, tetrahydrofuran, dioxane, 1-methyl-2-pyrrolidinone, carbon tetrachloride, toluene, dichloromethane, diethyl ether, and the like.

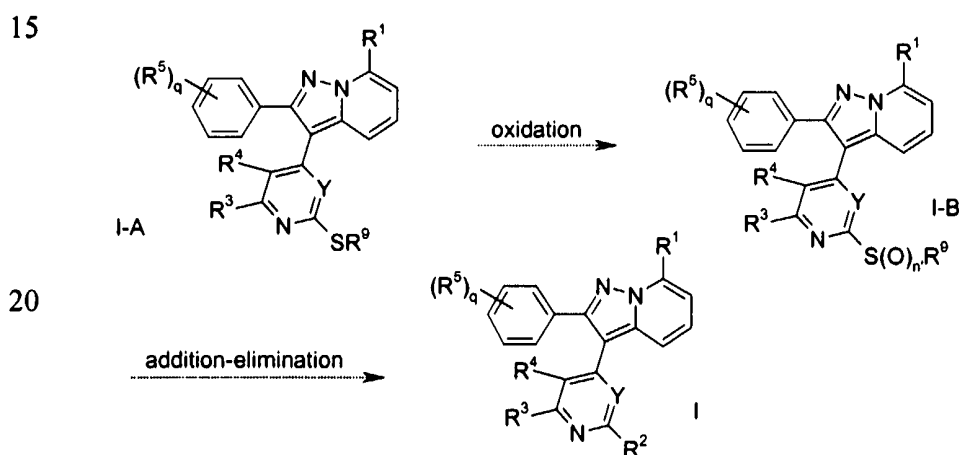
In the embodiments wherein the compound of formula (XXII) is defined where R¹ is
30 chloro, (i.e., compounds of formula (XXII-A)) and compounds of formula (I) where R¹ is other than chloro are desired, it may be desirable to convert the compounds of

formula (XXII-A) to compounds of formula (XXII-B) prior to reacting with the Het-metal compound of formula (XXIV). Compounds of formula (XXII-B) can be conveniently and surprisingly prepared from compounds of formula (XXII-A) by an amination procedure.



wherein X^1 is chloro, bromo, or iodo, and all other variables are as defined above in connection with Scheme 4.

As will be apparent to those skilled in the art, the compounds of formula (I) may be converted to other compounds of formula (I) using techniques well known in the art. For example, one method of converting compounds of formula (I) to other compounds of formula (I) comprises a) oxidizing the compound of formula (I-A) to prepare a compound of formula (I-B) and then b) optionally reacting a compound of formula (I-B) with an oxygen or amine nucleophile of formula R^2 , wherein R^2 is selected from the group consisting of $-NR^7R^8$, $-OR^7$, $-OAr$, Het attached through N, $-NHHet$, $-NHR^{10}Het$, $-OHet$ and $-OR^{10}Het$ to produce a compound of formula I wherein R^2 is selected from the group consisting of $-NR^7R^8$, $-OR^7$, $-OAr$, Het attached through N, $-NHHet$, $-NHR^{10}Het$, $-OHet$ and $-OR^{10}Het$.



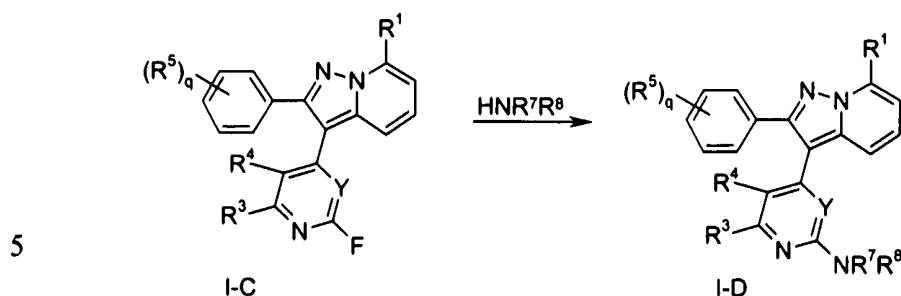
More specifically, compounds of formula (I) can be prepared by reacting a compound of formula (I-B) (i.e., compounds of formula I wherein R^2 is $S(O)_{n'}R^9$ where n' is 1 or 2) with an oxygen or amine nucleophile of formula R^2 , wherein R^2 is selected from the group consisting of $-NR^7R^8$, $-OR^7$, $-OAr$, Het linked through N, $-NHHet$, $-NHR^{10}Het$,

-OHet, and -OR¹⁰Het. The reaction may be carried out neat or in a suitable solvent and may be heated to 50-150°C. Typically the solvent is a lower alcohol such as methanol, ethanol, isopropanol or the like or a solvent such as *N,N*-dimethylformamide or tetrahydrofuran, or the like. Optionally a base may be used to
5 facilitate the reaction. Typically the base can be potassium carbonate, or an amine base such as triethylamine.

Compounds of formula (I-B) may be conveniently prepared by reacting a compound of formula (I-A) (i.e., compounds of formula I wherein R² is S(O)_nR⁹ where n is 0) with an
10 oxidizing agent in an inert solvent, optionally in the presence of a base. Typically the oxidizing agent is a peracid such as *m*-chloroperbenzoic acid or the like optionally with a base such as sodium bicarbonate. Careful monitoring of the stoichiometry between the oxidizing agent and the substrate allows the product distribution between sulfoxide (n=1), and sulfone (n=2) to be controlled. Suitable solvents include
15 but are not limited to, dichloromethane, chloroform and the like.

Compounds of formula (I-A) are prepared by methods described above wherein R²=SR⁹ from the reaction of compounds selected from the group consisting of compounds of formula (XVI), compounds of formula (IX) and compounds of formula (XX) with a
20 compound of formula (X-A) (i.e., the compound of formula (X) wherein R² is SR⁹). The requisite compound of formula (X-A) can be obtained from commercial sources or prepared by methods known to one skilled in the art.

Another particularly useful method for converting compounds of formula (I) to other
25 compounds of formula (I) comprises reacting a compound of formula (I-C) (i.e., a compound of formula (I) wherein R² is fluoro) with an amine, and optionally heating the mixture to 50-150°C to prepare a compound of formula (I-D) (i.e., a compound of formula (I) wherein R² is NR⁷R⁸).

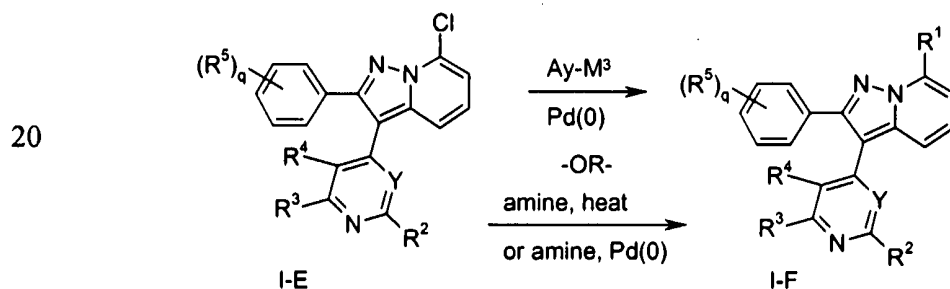


wherein all variables are as defined in connection with any of the processes described above.

- 10 This procedure may be carried out by mixing a compound of formula (I-C) in an amine neat, or in a suitable solvent with an excess of amine to produce a compound of formula (I-D). Typically the solvent is a lower alcohol such as methanol, ethanol, isopropanol or the like. Other suitable solvents may include *N,N*-dimethylformamide, 1-methyl-2-pyrrolidine or the like.

15

As a further example, compounds of formula (I-E) may be converted to compounds of formula (I-F) using either of two methods.



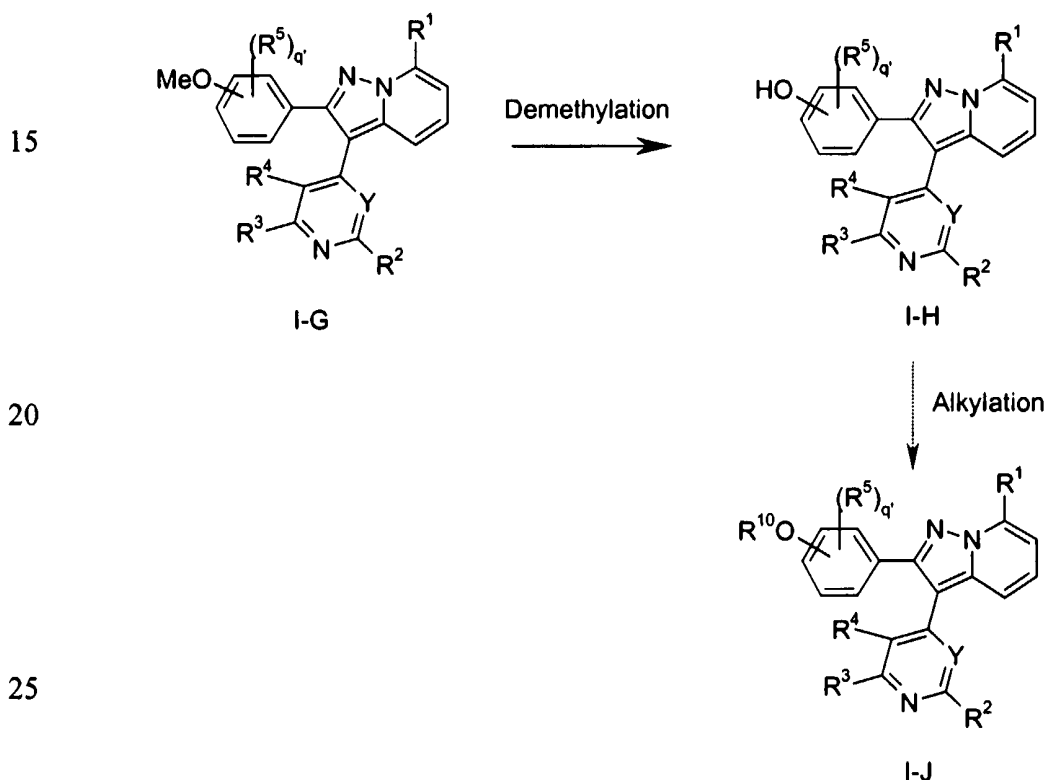
- 25 wherein M^3 is $B(OH)_2$, $B(ORa)_2$, $B(Ra)_2$, $Sn(Ra)_3$, Zn-halide, Zn-Ra or Mg-halide, where Ra is alkyl or cycloalkyl, halide is halo, and all other variables are as defined in connection with any process described above.

- 30 Such method can be carried out using the reaction and conditions described above in connection with Scheme 1 and the conversion of compounds of formula VII to compounds of formula VIII. Thus, the present invention provides a process for converting compounds of formula (I-E) to compounds of formula (I-F) which

comprises either: (1) replacing the C-7 halogen of the compound of formula (I-E) with an amine; or (2) coupling the compound of formula (I-E) with an aryl metal of the formula $Ay-M^3$ where M^3 is $B(OH)_2$, $B(ORa)_2$, $B(Ra)_2$, $Sn(Ra)_3$, Zn-halide, Zn-Ra or Mg-halide.

5

As a further example, compounds of formula (I-G) (i.e., compounds of formula (I) wherein q is 1 or more and at least one R^5 is O-methyl) may be converted to compounds of formula (I-H) (i.e., compounds of formula (I) wherein q is 1 or more and at least one R^5 is OH) using conventional demethylation techniques. Additionally, compounds of formula (I-H) may optionally be converted to compounds of formula (I-J) (i.e., compounds of formula (I) wherein q is 1 or more and at least one R^5 is OR^{10}). For example, the foregoing conversions are represented schematically as follows:



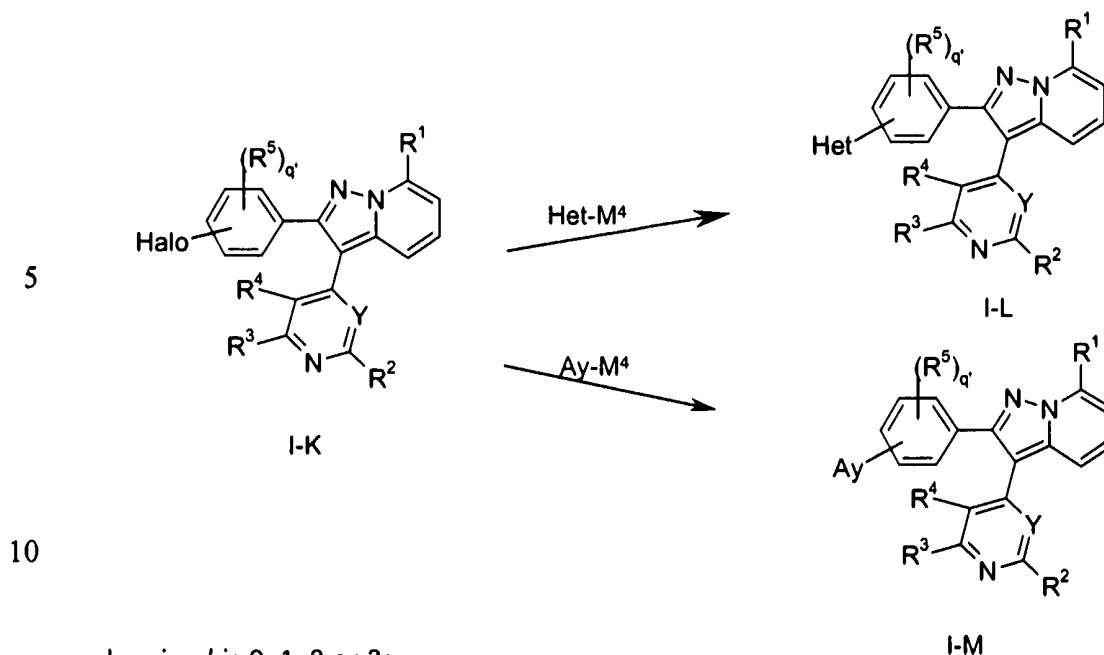
wherein q' is 0, 1, 2, or 3, Me is methyl and all other variables are as defined in connection with any process described above.

30

The demethylation reaction may be carried out by treating a compound of formula (I-G) in a suitable solvent with a Lewis acid at a temperature of -78°C to room temperature, to produce a compound of formula (I-H). Typically the solvent is an inert solvent such as dichloromethane, chloroform, acetonitrile, toluene and the like. The Lewis acid may be boron tribromide, trimethylsilyl iodide or the like.

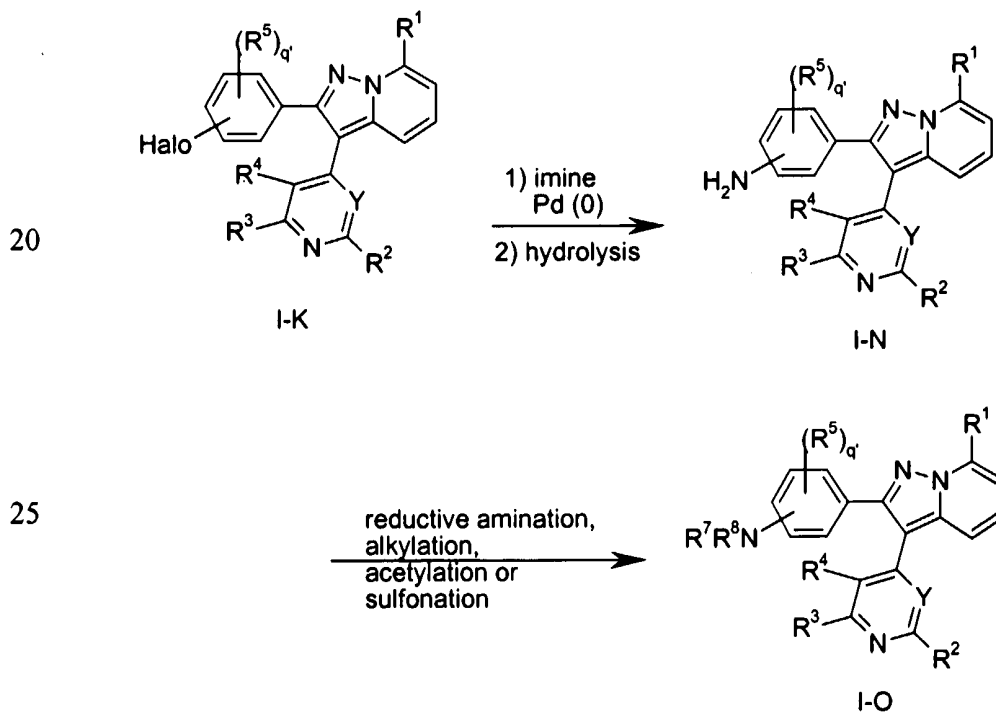
Optionally, the compounds of formula (I-H) may be further converted to compounds of formula (I-J) by an alkylation reaction. The alkylation reaction may be carried out by treating a compound of formula (I-H) in suitable solvent with an alkyl halide of formula $\text{R}^{10}\text{-Halo}$ where R^{10} is as defined above, to form another compound of formula (I-J). The reaction is preferably carried out in the presence of a base and with optionally heating to $50\text{-}200^{\circ}\text{C}$. The reaction may be carried out in solvents such as N,N-dimethylformamide, dimethylsulfoxide and the like. Typically the base is potassium carbonate, cesium carbonate, sodium hydride or the like. Additionally, as will be apparent to those skilled in the art, the alkylation reaction can be carried out under Mitsunobu conditions.

As a further example of methods for converting compounds of formula (I) to other compounds of formula (I), compounds of formula (I-K) (i.e., compounds of formula (I) wherein q is 1 or more and at least one R^5 is halo) may be converted to compounds of formula (I-L) (i.e., compounds of formula (I) wherein q is 1 or more and at least one R^5 is Het) or compounds of formula (I-M) (i.e., compounds of formula (I) wherein q is 1 or more and at least one R^5 is Ay). For example, the conversion of compounds of formula (I-K) to compounds of formula (I-L) or compounds of formula (I-M) is shown schematically below.



formula Het-M⁴ or Ay-M⁴ is a boronic acid or ester or a borinate the reaction is more conveniently carried out by adding a base in a proportion equivalent to, or greater than, that of the compound of formula Het-M⁴ or Ay-M⁴. Compounds of formula Het-M⁴ and Ay-M⁴ may be obtained from commercial sources or prepared either as
 5 discreet isolated compounds or generated *in situ* using methods known to one skilled in the art. (Suzuki, A. *J. Organomet. Chem.* 1999, 576, 147; Stille, J. *Angew. Chem. Int. Ed. Engl.* 1986, 25, 508; Snieckus, V. *J. Org. Chem.* 1995, 60, 292.)

In yet another example, compounds of formula (I-K) (i.e., compounds of formula (I) wherein q is 1 or more and at least one R⁵ is halo) are converted to compounds of formula (I-N) (i.e., compounds of formula (I) wherein q is 1 or more and at least one R⁵ is NH₂). Optionally, compounds of formula (I-N) may then be converted to compounds of formula (I-O) (i.e., compounds of formula (I) wherein q is 1 or more and at least one R⁵ is -NR⁷R⁸). For example, the foregoing conversions are represented
 15 schematically as follows:



30 wherein q' is 0, 1, 2 or 3 and all other variables are as defined above in connection with any process described above.

- The process of converting compounds of formula (I-K) to compounds of formula (I-N) is carried out by reacting a compound of formula (I-K) with an imine in the presence of a palladium (0) source, a base and a suitable ligand, followed by hydrolysis to give a compound of formula (I-N). See J. Wolfe, et al., *Tetrahedron Letters* 38:6367-6370 (1997). Typically the imine is benzophenoneimine, the palladium (0) source is tris(dibenzylideneacetone)dipalladium(0), the base is sodium *tert*-butoxide and the ligand is *racemic*-2,2'-bis(diphenylphosphino)-1,1'-binaphthyl. Suitable solvents include *N,N*-dimethylformamide and the like.
- 5
- 10 Reaction of a compound of formula (I-N) with compound of formula R⁷-halogen in a suitable solvent in the presence of base, optionally with heating may be used to prepare compounds of formula (I-O). Typically the base is triethylamine or pyridine and the solvent is *N,N*-dimethylformamide and the like. Other transformations well known to those skilled in the art for use with anilines may be used to convert
- 15 compounds of formula (I-N) to compounds of formula (I-O).

Additional compounds of formula (I-O) can be obtained by reductive amination of compounds of formula (I-N) with ketones or aldehydes. See, A. Abdel-Magid, et al., *J. Org. Chem.* 61:3849-3862 (1996). Typically a compound of formula (I-N) is treated

20 with an aldehyde or a ketone in the presence of an acid, such as acetic acid, and a reducing agent, such as sodium triacetoxyborohydride and the like, in an inert solvent such as dichloroethane and the like.

Based upon this disclosure and the examples contained herein one skilled in the art

25 can readily convert compounds of formula (I) or a pharmaceutically acceptable salt, solvate or physiologically functional derivative thereof into other compounds of formula (I), or pharmaceutically acceptable salts, solvates or physiologically functional derivatives thereof.

30 The present invention also provides radiolabeled compounds of formula (I) and biotinylated compounds of formula (I) (e.g., examples 80 and 82 below). Radiolabeled

- compounds of formula (I) and biotinylated compounds of formula (I) can be prepared using conventional techniques. For example, radiolabeled compounds of formula (I) can be prepared by reacting the compound of formula (I) with tritium gas in the presence of an appropriate catalyst to produce radiolabeled compounds of formula (I).
- 5 Biotinylated compounds of formula (I) can be prepared using the methods described in examples 80 and 82 below.

In one preferred embodiment, the compounds of formula (I) are tritiated.

- 10 The radiolabeled compounds of formula (I) and biotinylated compounds of formula (I) are useful in assays for the identification of compounds for the treatment or prophylaxis of viral infections such as herpes viral infections. Accordingly, the present invention provides an assay method for identifying compounds which have activity for the treatment or prophylaxis of viral infections such as herpes viral infections, which
- 15 method comprises the step of specifically binding the radiolabeled compound of formula (I) or the biotinylated compound of formula (I) to the target protein. More specifically, suitable assay methods will include competition binding assays. The radiolabeled compounds of formula (I) or biotinylated compounds of formula (I) can be employed in assays according to the methods conventional in the art.

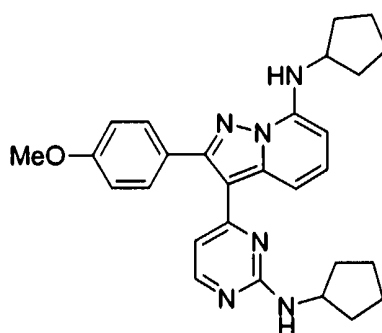
- 20 The following examples are intended for illustration only and are not intended to limit the scope of the invention in any way. Reagents are commercially available or are prepared according to procedures in the literature. Example numbers refer to those compounds listed in the tables above. ^1H and ^{13}C NMR spectra were obtained on
- 25 Varian Unity Plus NMR spectrophotometers at 300 or 400 MHz, and 75 or 100 MHz respectively. ^{19}F NMR were recorded at 282 MHz. Mass spectra were obtained on Micromass Platform, or ZMD mass spectrometers from Micromass Ltd. Altrincham, UK, using either Atmospheric Chemical Ionization (APCI) or Electrospray Ionization (ESI). Analytical thin layer chromatography was used to verify the purity of some
- 30 intermediates which could not be isolated or which were too unstable for full characterization, and to follow the progress of reactions. Unless otherwise stated, this was done using silica gel (Merck Silica Gel 60 F254). Unless otherwise stated, column

chromatography for the purification of some compounds, used Merck Silica gel 60 (230-400 mesh), and the stated solvent system under pressure. All compounds were characterized as their free-base form unless otherwise stated. On occasion the corresponding hydrochloride salts were formed to generate solids where noted.

5

Example 1: N-Cyclopentyl-3-[2-(cyclopentylamino)-4-pyrimidinyl]-2-(4-methoxyphenyl)-pyrazolo[1,5-a]pyridin-7-amine.

10



15

a) 2-(6-Chloro-2-pyridinyl)-1-(4-methoxyphenyl)ethanone.

To a cold (0°C) solution of 6-chloro-2-picoline (18.3 mL, 166.5 mmol) and ethyl 4-methoxybenzoate (30.0 g, 166.5 mmol) in tetrahydrofuran (300 mL) was added lithium bis(trimethylsilyl)amide (333 mL, 1.0 M in tetrahydrofuran, 332.7 mmol) dropwise *via* a pressure equalizing funnel over 1 hour. Upon complete addition, the cold bath was removed and the resulting solution was heated at 45 °C for 15 hours. The mixture was cooled to room temperature, and the solution was concentrated. Methanol was added to quench the reaction, resulting in the formation of a yellow precipitate. The precipitate was collected by filtration and dried to give 2-(6-chloro-2-pyridinyl)-1-(4-methoxyphenyl)ethanone (37.4 g, 86%) as a yellow solid. ¹H NMR (CDCl₃): δ 7.99 (d, 2H), 7.57 (t, 1H), 7.22-7.19 (m, 2H), 6.90 (d, 2H), 4.39 (s, 2H), 3.83 (s, 3H); MS m/z 262 (M+1).

30 b) 2-(6-Chloro-2-pyridinyl)-1-(4-methoxyphenyl)ethanone oxime.

To a solution of 2-(6-chloro-2-pyridinyl)-1-(4-methoxyphenyl)ethanone (37.4 g, 142.9 mmol) in methanol (500 mL) was added hydroxylamine hydrochloride (49.7 g, 714.5 mmol) followed by the addition of a sodium hydroxide solution (28.6 g, 714.5 mmol in

50 mL of water). The resulting suspension was heated at reflux for 2 hours and then allowed to cool to room temperature. The mixture was concentrated and water was added to the resulting slurry. A white precipitate formed, which was collected by filtration, washed with water and dried to give 2-(6-chloro-2-pyridinyl)-1-(4-

5 methoxyphenyl)ethanone oxime (38.7 g, 97%) as a white solid. ¹H NMR (CDCl₃): δ 8.23 (b, 1H), 7.63 (d, 2H), 7.48 (d, 1H), 7.12 (m, 2H), 6.83 (dd, 2H), 4.33 (s, 2H), 3.76 (s, 3H); MS *m/z* 277 (M+1).

c) 7-Chloro-2-(4-methoxyphenyl)pyrazolo[1,5-*a*]pyridine.

10 To a solution of 2-(6-chloro-2-pyridinyl)-1-(4-methoxyphenyl)ethanone oxime (38.7 g, 140 mmol) in 1,2-dimethoxyethane (150 mL) at 0°C was added trifluoroacetic anhydride (20 mL, 140 mmol), keeping the temperature below 10°C during the addition. After the addition was complete, the reaction was warmed to 15°C. The solution was then cooled to 4°C and a solution of triethylamine (39 mL, 280 mmol) in
15 1,2-dimethoxyethane (15 mL) was added over a period of 0.5 hours. The mixture was allowed to warm to room temperature and was stirred at room temperature for 1.5 hours. To this mixture was added iron(II) chloride (0.18 g, 1.4 mmol) and the reaction was heated at 75°C for 15 hours. The reaction mixture was poured into water (300 mL). The resulting suspension was extracted with ethyl acetate. The organic phase was
20 dried (magnesium sulfate), filtered and concentrated to a solid. This solid was recrystallized from methanol to give 7-chloro-2-(4-methoxyphenyl)pyrazolo[1,5-*a*]pyridine (18.7 g, 52%) as pale yellow needles. ¹H NMR (CDCl₃): δ 7.91 (d, 2H), 7.43 (d, 1H), 7.01 (t, 1H), 6.95 (d, 2H), 6.81 (d, 1H), 6.80 (s, 1H), 3.83 (s, 3H); MS *m/z* 259 (M+1).

25

d) 1-[7-(Chloro)-2-(4-methoxyphenyl)pyrazolo[1,5-*a*]pyridin-3-yl]ethanone.

To a solution of 7-chloro-2-(4-methoxyphenyl)pyrazolo[1,5-*a*]pyridine (18.7 g, 72.4 mmol) in toluene (300 mL) at room temperature was added acetic anhydride (8.2 mL, 86.9 mmol). Boron trifluoride diethyletherate (10.1 mL, 79.6 mmol) was then added
30 dropwise and the resulting solution was heated at reflux for 4 hours. The reaction mixture was cooled to room temperature and quenched by the dropwise addition of

saturated aqueous sodium bicarbonate. The reaction was extracted with ethyl acetate, and the ethyl acetate phase washed with brine, dried (magnesium sulfate), filtered and concentrated. The residue was purified by recrystallization from ethyl acetate-hexanes to give 1-[7-(chloro)-2-(4-methoxyphenyl)pyrazolo[1,5-*a*]pyridin-3-yl]ethanone (14.2 g, 65%) as reddish needles. ¹H NMR (CDCl₃): δ 8.37 (dd, 1H), 7.49 (dd, 2H), 7.39 (dd, 1H), 7.10 (dd, 1H), 6.98 (dd, 2H), 3.84 (s, 3H), 2.13 (s, 3H); MS *m/z* 301 (M+1).

e) 1-[7-(Cyclopentylamino)-2-(4-methoxyphenyl)pyrazolo[1,5-*a*]pyridin-3-yl]ethanone.

To a solution of 1-[7-(chloro)-2-(4-methoxyphenyl)pyrazolo[1,5-*a*]pyridin-3-yl]ethanone (5.0 g, 16.6 mmol) in toluene (100 mL) was added successively *racemic*-2,2'-bis(diphenylphosphino)-1,1'-binaphthyl (620 mg, 1.0 mmol), cesium carbonate (8.12 g, 24.9 mmol), cyclopentylamine (8.2 mL, 83.1 mmol), and palladium (II) acetate (150 mg, 0.66 mmol). The resulting mixture was stirred at 95°C for 4 hours, at which time the reaction was judged complete by thin layer chromatography. The solution was cooled to room temperature and diethyl ether and water were added to the reaction mixture. The phases were separated, and the aqueous phase again extracted with diethyl ether. The combined organic phases were dried (magnesium sulfate), filtered and concentrated. The resulting residue was purified by flash chromatography (4:1 hexanes:ethyl acetate) to give 1-[7-(cyclopentylamino)-2-(4-methoxyphenyl)pyrazolo[1,5-*a*]pyridin-3-yl]ethanone (5.66 g, 97%) as a yellow foam. ¹H NMR (CDCl₃): δ 7.65 (d, 1H), 7.48 (d, 2H), 7.39 (t, 1H), 6.99 (d, 2H), 6.09 (d, 1H), 6.01 (d, 1H), 3.95 (m, 1H), 3.84 (s, 3H), 2.09 (s, 3H), 2.09-2.00 (m, 2H) 1.76-1.22 (m, 6H); MS *m/z* 350 (M+1).

f) (2*E*)-1-[7-(Cyclopentylamino)-2-(4-methoxyphenyl)pyrazolo[1,5-*a*]pyridin-3-yl]-3-(dimethylamino)-2-propen-1-one.

A solution of 1-[7-(cyclopentylamino)-2-(4-methoxyphenyl)pyrazolo[1,5-*a*]pyridin-3-yl]ethanone (5.56 g, 15.9 mmol) in *N,N*-dimethylformamide dimethyl acetal (25 mL) was heated at reflux for 5 days. The mixture was allowed to cool to room

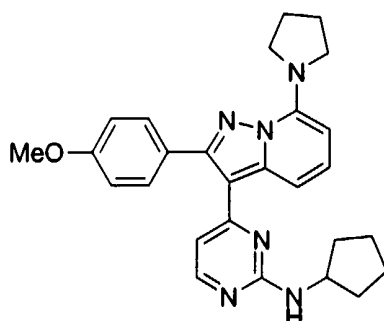
temperature. Water was added and the resulting mixture was extracted with ethyl acetate. The organic phase was dried (magnesium sulfate), filtered and concentrated. The resulting residue was purified by flash chromatography (7:3 ethyl acetate:acetone) to give (2*E*)-1-[7-(cyclopentylamino)-2-(4-methoxyphenyl)pyrazolo[1,5-*a*]pyridin-3-yl]-3-(dimethylamino)-2-propen-1-one (5.97 g, 93%) as a colored syrup: ¹H NMR (CDCl₃): δ 7.96-7.59 (m, 3H), 7.53 (d, 1H), 7.23 (dd, 1H), 6.93 (d, 2H), 5.97-5.94 (m, 2H), 5.07 (d, 1H), 3.95 (m, 1H), 3.81 (s, 3H), 3.0-2.3 (b, 6H), 2.07 (m, 2H), 1.76-1.60 (m, 6H); MS *m/z* 405 (M+1).

10 g) *N*-Cyclopentyl-3-[2-(cyclopentylamino)-4-pyrimidinyl]-2-(4-methoxyphenyl)-pyrazolo[1,5-*a*]pyridin-7-amine.

To a solution of (2*E*)-1-[7-(cyclopentylamino)-2-(4-methoxyphenyl)pyrazolo[1,5-*a*]pyridin-3-yl]-3-(dimethylamino)-2-propen-1-one (5.97 g, 14.7 mmol) in dimethylformamide (80 mL) was added *N*-cyclopentyl guanidine hydrochloride (4.33 g, 26.5 mmol); Prepared by modification of a procedure from Bannard, R. A. B. et al., *Can. J. Chem.* 1958, 36, 1541-1549), followed by potassium carbonate (2.03 g, 14.7 mmol). The resulting solution was heated at reflux for 6 hours. Upon cooling to room temperature, water was added. The mixture was extracted with ethyl acetate. The ethyl acetate phase was washed with brine, dried (magnesium sulfate), filtered and concentrated *in vacuo*. The resulting residue was purified by flash chromatography (4:6 ethyl acetate:hexane) to give *N*-cyclopentyl-3-[2-(cyclopentylamino)-4-pyrimidinyl]-2-(4-methoxyphenyl)-pyrazolo[1,5-*a*]pyridin-7-amine (5.02 g, 73%) as a yellow solid. ¹H NMR (CDCl₃): δ 7.95 (d, 1H), 7.72 (d, 1H), 7.54 (dd, 2H), 7.25 (t, 1H), 6.94 (dd, 2H), 6.28 (d, 1H), 6.00-5.97 (m, 2H), 5.03 (d, 1H), 4.33-4.31 (m, 1H), 3.96 (m, 25 1H), 3.83 (s, 3H), 2.10-2.01 (m, 4H), 1.77-1.50 (m, 12H); MS *m/z* 469 (M+1); Anal. Calcd for C₂₈H₃₂N₆O: C, 71.77; H, 6.88; N17.93. Found: C, 71.41; H, 7.02; N, 17.89.

Example 2: *N*-Cyclopentyl-4-[2-(4-methoxyphenyl)-7-(1-pyrrolidinyl)pyrazolo[1,5-*a*]pyridin-3-yl]-2-pyrimidinamine.

5



10

a) 1-[2-(4-Methoxyphenyl)-7-(1-pyrrolidinyl)pyrazolo[1,5-*a*]pyridin-3-yl]ethanone.

In a similar manner as described in Example 1 from 1-[7-(chloro)-2-(4-methoxyphenyl)pyrazolo[1,5-*a*]pyridin-3-yl]ethanone (5.00 g, 16.6 mmol) and pyrrolidine, 1-[2-(4-methoxyphenyl)-7-(1-pyrrolidinyl)pyrazolo[1,5-*a*]pyridin-3-yl]ethanone (4.68 g, 84%) was obtained as a yellow crystalline solid. ¹H NMR (CDCl₃): δ 7.79 (d, 1H), 7.50 (dd, 2H), 7.33 (t, 1H), 6.97 (dd, 2H), 6.12 (d, 1H), 3.84 (s, 3H), 3.74-3.70 (m, 4H), 2.11 (s, 3H), 1.99-1.95 (m, 4H); MS *m/z* 336 (M+1).

20 b) (2*E*)-3-(Dimethylamino)-1-[2-(4-methoxyphenyl)-7-(1-pyrrolidinyl)pyrazolo[1,5-*a*]pyridin-3-yl]-2-propen-1-one.

In a similar manner as described in Example 1 from 1-[2-(4-methoxyphenyl)-7-(1-pyrrolidinyl)pyrazolo[1,5-*a*]pyridin-3-yl]ethanone (4.0 g, 11.9 mmol), (2*E*)-3-(dimethylamino)-1-[2-(4-methoxyphenyl)-7-(1-pyrrolidinyl)pyrazolo[1,5-*a*]pyridin-3-yl]-2-propen-1-one (4.18 g, 90%) was obtained as a brown syrup. ¹H NMR (CDCl₃): δ 7.76 (d, 1H), 7.65 (dd, 2H), 7.53 (d, 1H), 7.20 (t, 1H), 6.93 (dd, 2H), 6.03 (d, 1H), 5.13 (d, 1H), 3.81 (s, 3H), 3.71-3.68 (m, 4H), 3.10-2.35 (b, 6H), 2.00-1.96 (m, 4H); MS *m/z* 391 (M+1).

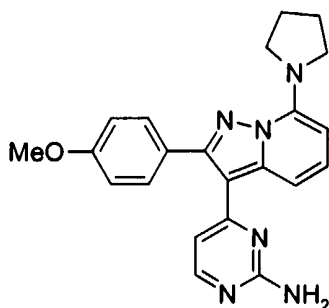
30 c) *N*-Cyclopentyl-4-[2-(4-methoxyphenyl)-7-(1-pyrrolidinyl)pyrazolo[1,5-*a*]pyridin-3-yl]-2-pyrimidinamine.

In a similar manner as described in Example 1 from (2*E*)-3-(dimethylamino)-1-[2-(4-methoxyphenyl)-7-(1-pyrrolidinyl)pyrazolo[1,5-*a*]pyridin-3-yl]-2-propen-1-one (500

mg, 1.28 mmol), *N*-cyclopentyl-4-[2-(4-methoxyphenyl)-7-(1-pyrrolidinyl)pyrazolo[1,5-*a*]pyridin-3-yl]-2-pyrimidinamine (420 mg, 70%) was obtained as a solid. ¹H NMR (CDCl₃): δ 7.97 (d, 1H), 7.84 (d, 1H), 7.57 (d, 2H), 7.19 (t, 1H), 6.91 (d, 2H), 6.33 (d, 1H), 6.04 (d, 1H), 4.99 (d, 1H), 4.33 (m, 1H), 3.82 (s, 3H), 3.73-3.70 (m, 4H), 2.07-1.97 (m, 6H), 1.73-1.48 (m, 6H); MS *m/z* 455 (M+1); Anal. Calcd for C₂₇H₃₀N₆O: C, 71.34; H, 6.65; N, 18.49. Found: C, 71.58; H, 6.73; N, 18.28.

Example 3: 4-[2-(4-Methoxyphenyl)-7-(1-pyrrolidinyl)pyrazolo[1,5-*a*]pyridin-3-yl]-2-pyrimidinamine.

10



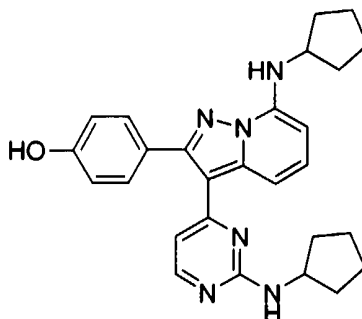
15

To a solution of (2*E*)-3-(dimethylamino)-1-[2-(4-methoxyphenyl)-7-(1-pyrrolidinyl)pyrazolo[1,5-*a*]pyridin-3-yl]-2-propen-1-one (500 mg, 1.28 mmol) in dimethylformamide (10 mL) was added guanidine sulfate (277 mg, 1.28 mmol), followed by potassium carbonate (195 mg, 1.41 mmol). The resulting solution was heated at reflux for 6 hours. After cooling to room temperature, ethyl acetate and water were added. The phases were separated and aqueous phase extracted with additional ethyl acetate. The combined organics were dried (magnesium sulfate), filtered and concentrated *in vacuo* to give 4-[2-(4-methoxyphenyl)-7-(1-pyrrolidinyl)pyrazolo[1,5-*a*]pyridin-3-yl]-2-pyrimidinamine (440 mg, 89%) as a yellow solid. ¹H NMR (CDCl₃): δ 7.98 (d, 1H), 7.80 (d, 1H), 7.56 (dd, 2H), 7.20 (t, 1H), 6.92 (d, 2H), 6.43 (d, 1H), 6.05 (d, 1H), 4.95 (b, 2H), 3.83 (s, 3H), 3.74-3.70 (m, 4H), 2.01-1.98 (m, 4H); MS *m/z* 387 (M+1).

25

Example 4: 4-{7-(Cyclopentylamino)-3-[2-(cyclopentylamino)-4-pyrimidinyl]pyrazolo[1,5-*a*]pyridin-2-yl}phenol.

5

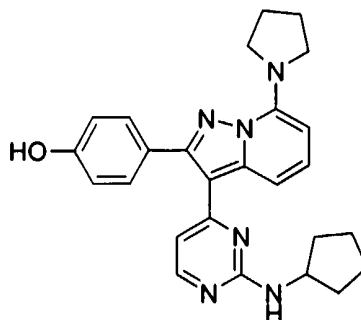


To a solution of *N*-cyclopentyl-3-[2-(cyclopentylamino)-4-pyrimidinyl]-2-(4-methoxyphenyl)pyrazolo[1,5-*a*]pyridin-7-amine (1.16 g, 2.48 mmol) in dichloromethane (50 mL) at -78°C was added boron tribromide (9.92 mL, 1.0 M in dichloromethane, 9.92 mmol) dropwise. The resulting solution was allowed to warm to room temperature. After stirring for 15 hours at room temperature, the mixture was cooled to 0°C and quenched by the addition of water. The mixture was extracted with ethyl acetate. The organic phase was dried (magnesium sulfate), filtered and concentrated to give a solid residue which was purified by flash chromatography (95:5 chloroform-methanol). 4-{7-(Cyclopentylamino)-3-[2-(cyclopentylamino)-4-pyrimidinyl]pyrazolo[1,5-*a*]pyridin-2-yl}phenol was obtained as a yellow solid (0.80 g, 71%). $^1\text{H NMR}$ (CDCl_3): δ 7.91 (d, 1H), 7.70 (d, 1H), 7.46 (d, 2H), 7.26 (t, 1H), 6.86 (d, 2H), 6.27 (d, 1H), 6.00-5.97 (m, 2H), 5.06 (d, 1H), 4.33 (m, 1H), 3.96 (m, 1H), 2.10-2.03 (m, 4H), 1.78-1.47 (m, 12H); MS m/z 455 ($\text{M}+1$).

15
20
U157430-190

Example 5: 4-[3-[2-(Cyclopentylamino)-4-pyrimidinyl]-7-(1-pyrrolidinyl)pyrazolo[1,5-*a*]pyridin-2-yl}phenol.

25

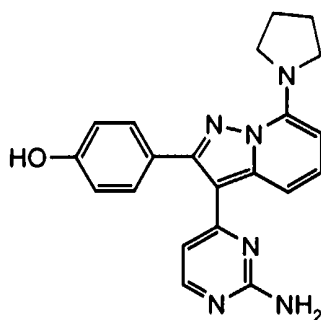


30

In a similar manner as described in Example 4 from N-cyclopentyl-4-[2-(4-methoxyphenyl)-7-(1-pyrrolidinyl)pyrazolo[1,5-*a*]pyridin-3-yl]-2-pyrimidinamine (300 mg, 0.66 mmol) was obtained 4-[3-[2-(cyclopentylamino)-4-pyrimidinyl]-7-(1-pyrrolidinyl)pyrazolo[1,5-*a*]pyridin-2-yl]phenol (190 mg, 66%) as an orange solid. ¹H NMR (CD₃OD): δ 7.74 (d, 1H), 7.63 (d, 1H), 7.33 (dd, 2H), 7.10 (t, 1H), 6.79 (dd, 2H), 6.23 (d, 1H), 5.84 (d, 1H), 4.20-4.12 (m, 1H), 3.52 (m, 1H), 3.30-3.27 (m, 2H), 3.13-3.10 (m, 2H), 1.95-1.41 (m, 12H); MS *m/z* 441 (M+1).

10 Example 6: 4-[3-(2-Amino-4-pyrimidinyl)-7-(1-pyrrolidinyl)pyrazolo[1,5-*a*]pyridin-2-yl]phenol.

15

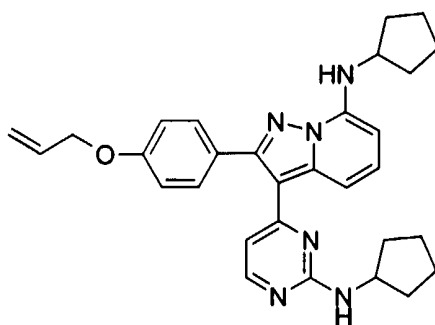


In a similar manner as described in Example 4 from 4-[2-(4-methoxyphenyl)-7-(1-pyrrolidinyl)pyrazolo[1,5-*a*]pyridin-3-yl]-2-pyrimidinamine (310 mg, 0.80 mmol) was obtained 4-[3-(2-amino-4-pyrimidinyl)-7-(1-pyrrolidinyl)pyrazolo[1,5-*a*]pyridin-2-yl]phenol (180 mg, 60%) as a yellow solid. ¹H NMR (d₆-DMSO): δ 9.68 (s, 1H), 7.95-7.90 (m, 2H), 7.40 (d, 2H), 7.28 (t, 1H), 6.84 (d, 2H), 6.51 (b, 2H), 6.23-6.17 (m, 2H), 3.72-3.70 (m, 4H), 1.99-1.92 (m, 4H); MS *m/z* 373 (M+1).

25

Example 7: 2-[4-(Allyloxy)phenyl]-N-cyclopentyl-3-[2-(cyclopentylamino)-4-pyrimidinyl]pyrazolo[1,5-*a*]pyridin-7-amine.

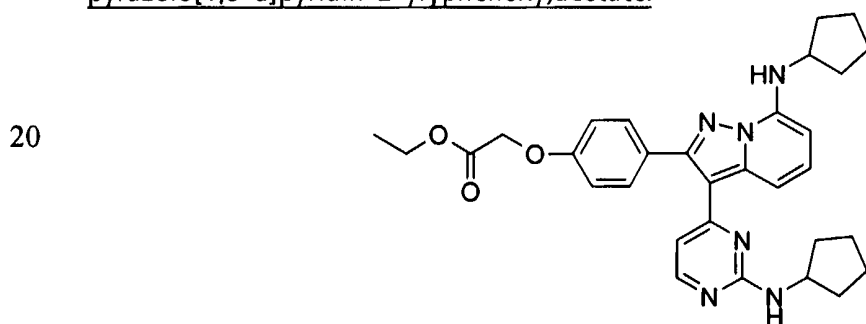
30



35

To a solution of 4-{7-(cyclopentylamino)-3-[2-(cyclopentylamino)-4-pyrimidinyl]pyrazolo[1,5-*a*]pyridin-2-yl}phenol (100 mg, 0.22 mmol) in N,N-dimethylformamide (5 mL) was added allyl bromide (21 μ L, 0.24 mmol) and potassium carbonate (122 mg, 0.88 mmol). The mixture was heated at reflux for 3 hours. The mixture was allowed to cool to room temperature and water was added. The mixture was extracted with ethyl acetate. The ethyl acetate phase was dried (magnesium sulfate), filtered and concentrated to a solid. The residue was purified by flash chromatography (1:1 ethyl acetate:hexanes) to give 2-[4-(allyloxy)phenyl]-*N*-cyclopentyl-3-[2-(cyclopentylamino)-4-pyrimidinyl]pyrazolo[1,5-*a*]pyridin-7-amine (67 mg, 61%) as a yellow solid. ¹H NMR (CDCl₃): δ 7.94 (d, 1H), 7.73 (d, 1H), 7.53 (d, 2H), 7.24 (t, 1H), 6.95 (d, 2H), 6.28 (d, 1H), 6.08-5.96 (m, 3H), 5.41 (dd, 1H), 5.27 (dd, 1H), 5.10 (d, 1H), 4.56 (d, 2H), 4.32 (m, 1H), 3.95 (m, 1H), 2.10-2.00 (m, 4H), 1.76-1.45 (m, 12H); MS *m/z* 495 (M+1); Anal. Calcd for C₃₀H₃₄N₆O: C, 72.86; H, 6.93; N16.99. Found: C, 72.47; H, 7.05; N, 16.75.

15 Example 8: Ethyl (4-{7-(cyclopentylamino)-3-[2-(cyclopentylamino)-4-pyrimidinyl]-pyrazolo[1,5-*a*]pyridin-2-yl}phenoxy)acetate.

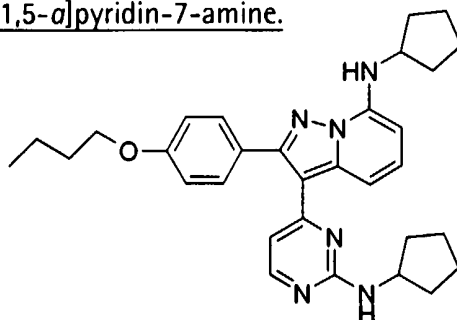


To a solution of 4-{7-(cyclopentylamino)-3-[2-(cyclopentylamino)-4-pyrimidinyl]pyrazolo[1,5-*a*]pyridin-2-yl}phenol (100 mg, 0.22 mmol) in acetone (10 mL) was added ethyl α -bromoacetate (49 μ L, 0.44 mmol) and potassium carbonate (304 mg, 2.2 mmol). The mixture was heated to reflux for 3 hours. The reaction mixture was cooled to room temperature and water was added. The solution was extracted with ethyl acetate. The organics were dried (magnesium sulfate), filtered and concentrated, followed by purification with flash chromatography (1:1 ethyl acetate:hexanes) to give ethyl (4-{7-(cyclopentylamino)-3-[2-(cyclopentylamino)-4-pyrimidinyl]pyrazolo[1,5-*a*]pyridin-2-yl}phenoxy)acetate (85 mg, 71%) as a brown oil.

¹H NMR (CDCl₃): δ 7.94 (d, 1H), 7.70 (d, 1H), 7.55 (d, 2H), 7.23 (t, 1H), 6.95 (d, 2H), 6.25 (d, 1H), 5.98-5.95 (m, 2H), 5.13 (d, 1H), 4.62 (s, 2H), 4.31-4.21 (m, 3H), 3.94 (m, 1H), 2.07-1.99 (m, 4H), 1.75-1.46 (m, 12H), 1.28 (t, 3H); MS *m/z* 541 (M+1).

5 Example 9: 2-(4-Butoxyphenyl)-N-cyclopentyl-3-[2-(cyclopentylamino)-4-pyrimidinyl]-pyrazolo[1,5-*a*]pyridin-7-amine.

10

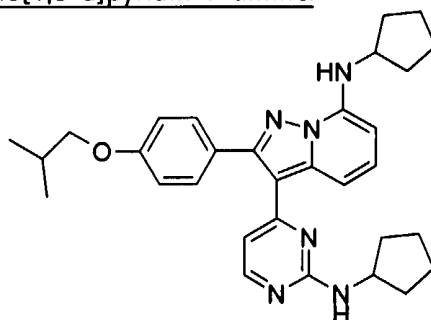


In a similar manner as described in Example 7 from 4-{7-(cyclopentylamino)-3-[2-(cyclopentylamino)-4-pyrimidinyl]pyrazolo[1,5-*a*]pyridin-2-yl}phenol (100 mg, 0.22 mmol) and butyl bromide was formed 2-(4-butoxyphenyl)-N-cyclopentyl-3-[2-(cyclopentylamino)-4-pyrimidinyl]pyrazolo[1,5-*a*]pyridin-7-amine (80 mg, 71%) as a yellow solid. ¹H NMR (CDCl₃): δ 8.00 (d, 1H), 7.78 (d, 1H), 7.57 (d, 2H), 7.28 (t, 1H), 6.97 (d, 2H), 6.34 (d, 1H), 6.05 (d, 1H), 6.00 (d, 1H), 5.22 (d, 1H), 4.37 (m, 1H), 4.02 (m, 3H), 2.12-2.05 (m, 4H), 1.82-1.49 (m, 16H), 1.00 (t, 3H); MS *m/z* 511 (M+1).

20

Example 10: N-Cyclopentyl-3-[2-(cyclopentylamino)-4-pyrimidinyl]-2-(4-isobutoxyphenyl)pyrazolo[1,5-*a*]pyridin-7-amine.

25



30

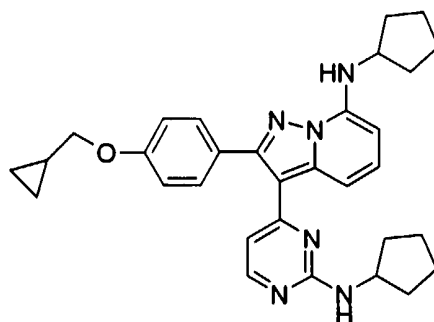
In a similar manner as described in Example 7 from 4-{7-(cyclopentylamino)-3-[2-(cyclopentylamino)-4-pyrimidinyl]pyrazolo[1,5-*a*]pyridin-2-yl}phenol (100 mg, 0.22 mmol) and isobutyl bromide was formed N-cyclopentyl-3-[2-(cyclopentylamino)-4-pyrimidinyl]-2-(4-isobutoxyphenyl)pyrazolo[1,5-*a*]pyridin-7-amine (76 mg, 68%) as a

yellow foam. ¹H NMR (CDCl₃): δ 8.00 (d, 1H), 7.78 (d, 1H), 7.57 (d, 2H), 7.29 (t, 1H), 6.98 (d, 2H), 6.35 (d, 1H), 6.05 (d, 1H), 6.01 (d, 1H), 5.16 (d, 1H), 4.37 (m, 1H), 4.00 (m, 1H), 3.79 (d, 2H), 2.16-2.05 (m, 5H), 1.81-1.52 (m, 12H), 1.06 (d, 6H); MS *m/z* 511 (M+1).

5

Example 11: *N*-Cyclopentyl-3-[2-(cyclopentylamino)-4-pyrimidinyl]-2-[4-(cyclopropyl-methoxy)phenyl]pyrazolo[1,5-*a*]pyridin-7-amine.

10



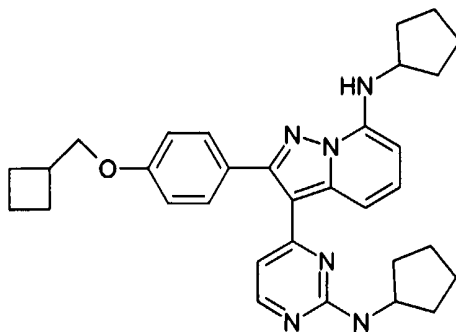
15

In a similar manner as described in Example 7 from 4-{7-(cyclopentylamino)-3-[2-(cyclopentylamino)-4-pyrimidinyl]pyrazolo[1,5-*a*]pyridin-2-yl}phenol (100 mg, 0.22 mmol) and (bromomethyl)cyclopropane was formed *N*-cyclopentyl-3-[2-(cyclopentylamino)-4-pyrimidinyl]-2-[4-(cyclopropylmethoxy)phenyl]-pyrazolo[1,5-*a*]pyridin-7-amine (48 mg, 44%) as a yellow foam. ¹H NMR (CDCl₃): δ 7.99 (d, 1H), 7.77 (d, 1H), 7.57 (dd, 2H), 7.30 (t, 1H), 6.97 (d, 2H), 6.33 (d, 1H), 6.04-6.00 (m, 2H), 5.08 (d, 1H), 4.37 (m, 1H), 4.00 (m, 1H), 3.87 (d, 2H), 2.14-2.07 (m, 4H), 1.82-1.52 (m, 12H), 1.32 (m, 1H), 0.65 (m, 2H), 0.38 (m, 2H); MS *m/z* 509 (M+1).

20

Example 12: 2-[4-(Cyclobutylmethoxy)phenyl]-*N*-cyclopentyl-3-[2-(cyclopentylamino)-4-pyrimidinyl]pyrazolo[1,5-*a*]pyridin-7-amine.

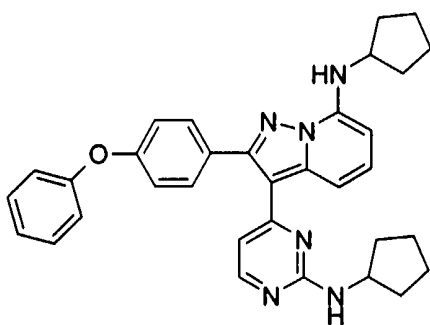
30



In a similar manner as described in Example 7 from 4-{7-(cyclopentylamino)-3-[2-(cyclopentylamino)-4-pyrimidinyl]pyrazolo[1,5-*a*]pyridin-2-yl}phenol (67 mg, 0.15

mmol) and (bromomethyl)cyclobutane was formed 2-[4-(cyclobutylmethoxy)phenyl]-*N*-cyclopentyl-3-[2-(cyclopentylamino)-4-pyrimidinyl]pyrazolo[1,5-*a*]pyridin-7-amine (50 mg, 65%) as a yellow foam. ¹H NMR (CDCl₃): δ 7.99 (d, 1H), 7.78 (d, 1H), 7.57 (d, 2H), 7.30 (t, 1H), 6.98 (d, 2H), 6.34 (d, 1H), 6.05-6.00 (m, 2H), 5.13 (d, 1H), 4.37 (m, 1H), 3.99 (m, 3H), 2.82 (m, 1H), 2.20-1.50 (m, 22H); MS *m/z* 523 (M+1).

Example 13: *N*-Cyclopentyl-3-[2-(cyclopentylamino)-4-pyrimidinyl]-2-(4-phenoxyphenyl)pyrazolo[1,5-*a*]pyridin-7-amine.



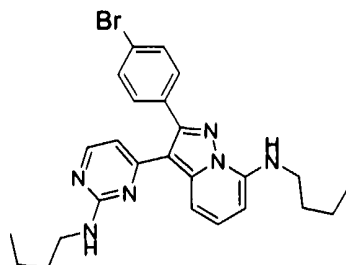
To a solution of 4-{7-(cyclopentylamino)-3-[2-(cyclopentylamino)-4-pyrimidinyl]pyrazolo[1,5-*a*]pyridin-2-yl}phenol (100 mg, 0.22 mmol) in dichloromethane (5 mL) was added copper (II) acetate (40 mg, 0.22 mmol), phenylboronic acid (80 mg, 0.66 mmol), triethylamine (92 μL, 0.66 mmol) and molecular sieves. The mixture was stirred at room temperature for 24 hours. Solids were removed by filtration and the filtrate was concentrated, followed by purification by flash chromatography (2:3 ethyl acetate:hexanes) to give *N*-cyclopentyl-3-[2-(cyclopentylamino)-4-pyrimidinyl]-2-(4-phenoxyphenyl)pyrazolo[1,5-*a*]pyridin-7-amine (14 mg, 12%) as a yellow foam. ¹H NMR (CDCl₃): δ 8.05-6.85 (m, 12 H), 6.40 (d, 1H), 6.06 (m, 2H), 5.12 (d, 1H), 4.40 (m, 1H) 4.01 (m, 1H), 2.20-2.09 (m, 4H), 1.82-1.59 (m, 12H); MS *m/z* 531 (M+1).

20

25

Example 14: 2-(4-Bromophenyl)-N-butyl-3-[2-(butylamino)-4-pyrimidinyl]pyrazolo[1,5-*a*]pyridin-7-amine.

5



a) 1-(4-Bromophenyl)-2-(6-chloro-2-pyridinyl)ethanone.

In a similar manner as described in Example 1, from ethyl 4-bromobenzoate (12.8 mL, 78.3 mmol) and 6-chloro-2-picoline (4.3 mL, 39.2 mmol), 1-(4-bromophenyl)-2-(6-chloro-2-pyridinyl)ethanone (9.6 g, 82%) was obtained as a crystalline solid existing as a keto-enol tautomeric mixture. ¹H NMR (CDCl₃): for the keto tautomer δ 7.95 (d, 2 H), 7.74-7.56 (m, 3 H), 7.27 (m, 2 H), 4.47 (s, 2 H); MS *m/z* 310 (M+1).

15 b) 1-(4-Bromophenyl)-2-(6-chloro-2-pyridinyl)ethanone oxime.

In a similar manner as described in Example 1, from 1-(4-bromophenyl)-2-(6-chloro-2-pyridinyl)ethanone (9.5 g, 30.6 mmol) was obtained 1-(4-bromophenyl)-2-(6-chloro-2-pyridinyl)ethanone oxime (10.0 g, 99%) as a white solid. ¹H NMR (CDCl₃): δ 9.78 (broad s, 1 H), 7.74-7.47 (m, 5 H), 7.21-7.17 (m, 2 H), 4.39 (s, 2 H); MS *m/z* 325 (M+1).

25 c) 2-(4-Bromophenyl)-7-chloropyrazolo[1,5-*a*]pyridine.

In a similar manner as described in Example 1, from 1-(4-bromophenyl)-2-(6-chloro-2-pyridinyl)ethanone oxime (45.2 g, 139 mmol), 2-(4-bromophenyl)-7-chloropyrazolo[1,5-*a*]pyridine (30.5 g, 72%) was obtained as a pale yellow crystalline solid. ¹H NMR (CDCl₃): δ 7.85 (dd, 2 H), 7.54 (dd, 2 H), 7.46 (d, 1 H), 7.04 (m, 1 H), 6.87 (m, 2 H); MS *m/z* 307 (M+1).

30 d) 1-[2-(4-Bromophenyl)-7-chloropyrazolo[1,5-*a*]pyridin-3-yl]ethanone.

In a similar manner as described in Example 1, from 2-(4-bromophenyl)-7-chloropyrazolo[1,5-*a*]pyridine (10.0 g, 32.5 mmol), 1-[2-(4-bromophenyl)-7-

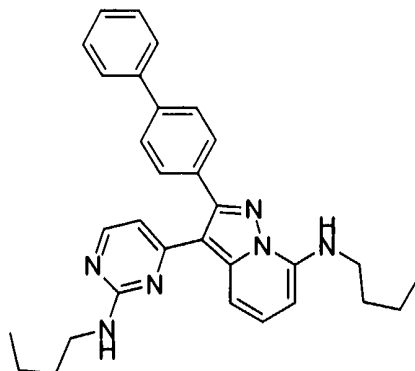
chloropyrazolo[1,5-*a*]pyridin-3-yl]ethanone (7.63 g, 67%) was obtained as pink needles. ¹H NMR (CDCl₃): δ 8.37 (d, 1 H), 7.62 (d, 2 H), 7.43 (m, 3 H), 7.14 (d, 1 H), 2.13 (s, 3 H); MS *m/z* 349 (M+1).

5 e) 1-[2-(4-Bromophenyl)-7-(butylamino)pyrazolo[1,5-*a*]pyridin-3-yl]ethanone. In a similar manner as described in Example 1, from 1-[2-(4-bromophenyl)-7-chloropyrazolo[1,5-*a*]pyridin-3-yl]ethanone (2.55 g, 7.3 mmol) and butylamine, 1-[2-(4-bromophenyl)-7-(butylamino)pyrazolo[1,5-*a*]pyridin-3-yl]ethanone (2.15 g, 76%) was obtained as a yellow oil. ¹H NMR (CDCl₃): δ 7.61 (m, 3 H), 7.43 (m, 3 H), 6.08 (d, 1
10 H), 6.02 (broad s, 1 H), 3.33 (q, 2 H), 2.12 (s, 3 H), 1.70 (m, 2 H), 1.44 (m, 2 H), 0.94 (t, 3 H); MS *m/z* 386 (M+1).

f) (2*E*)-1-[2-(4-Bromophenyl)-7-(butylamino)pyrazolo[1,5-*a*]pyridin-3-yl]-3-(dimethylamino)-2-propen-1-one.
15 In a similar manner as described in Example 1, from 1-[2-(4-bromophenyl)-7-(butylamino)pyrazolo[1,5-*a*]pyridin-3-yl]ethanone (5.5 g, 14.2 mmol), (2*E*)-1-[2-(4-bromophenyl)-7-(butylamino)pyrazolo[1,5-*a*]pyridin-3-yl]-3-(dimethylamino)-2-propen-1-one (5.78 g, 92%) was obtained as a brown oil. ¹H NMR (CDCl₃): δ 7.57 (m, 6
20 H), 7.28 (t, 1 H), 5.95 (m, 2 H), 5.03 (d, 1 H), 3.32 (q, 2 H), 2.92 (broad s, 3 H), 2.52 (broad s, 3 H), 1.71 (m, 2 H), 1.44 (m, 2 H), 0.94 (t, 3 H); MS *m/z* 441 (M+1).

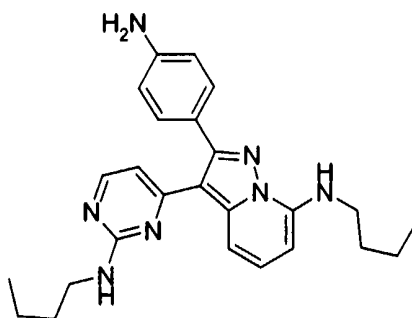
g) 2-(4-Bromophenyl)-*N*-butyl-3-[2-(butylamino)-4-pyrimidinyl]pyrazolo[1,5-*a*]pyridin-7-amine.
In a similar manner as described in Example 1, from (2*E*)-1-[2-(4-bromophenyl)-7-(butylamino)pyrazolo[1,5-*a*]pyridin-3-yl]-3-(dimethylamino)-2-propen-1-one (5.78 g,
25 13.1 mmol) and *N*-butylguanidine sulfate (Weiss, S.; Krommer, H. *Chem.-Zgt.* 1974, 98, 617-618) was obtained 2-(4-bromophenyl)-*N*-butyl-3-[2-(butylamino)-4-pyrimidinyl]pyrazolo[1,5-*a*]pyridin-7-amine (5.18 g, 80%) as a pale yellow solid. ¹H
NMR (CDCl₃): δ 7.98 (d, 1 H), 7.71 (d, 1 H), 7.56 (m, 4 H), 7.33 (t, 1 H), 6.35 (d, 1 H),
30 6.03 (m, 2 H), 3.46 (q, 2 H), 3.38 (q, 2 H), 1.81-1.40 (m, 8 H), 0.98 (m, 6 H); MS *m/z* 493 (M+1).

5 Example 15: 2-[1,1'-Biphenyl]-4-yl-N-butyl-3-[2-(butylamino)-4-pyrimidinyl]pyrazolo-[1,5-*a*]pyridin-7-amine.



To a solution of 2-(4-Bromophenyl)-N-butyl-3-[2-(butylamino)-4-pyrimidinyl]pyrazolo-[1,5-*a*]pyridin-7-amine (52 mg, 0.11 mmol) in tetrahydrofuran
 10 was added phenylboronic acid (26 mg, 0.21 mmol), sodium carbonate (0.21 mL, 2 M aqueous, 0.42 mmol), and dichlorobis(triphenyl)phosphine palladium (II) (7.5 mg, 0.01 mmol). The mixture was heated at reflux for 3.5 hours. The resultant solution was cooled to room temperature and diluted with ether and water was added. The organic
 15 layer was washed with brine. The aqueous layer was extracted with ether and the combined organics dried over magnesium sulfate. Filtration and concentration followed by flash chromatography provided 2-[1,1'-biphenyl]-4-yl-N-butyl-3-[2-(butylamino)-4-pyrimidinyl]pyrazolo[1,5-*a*]pyridin-7-amine (37 mg, 73%) as a yellow solid. ¹H NMR (CDCl₃): δ 8.05 (d, 1 H), 7.83-7.69 (m, 7 H), 7.51 (m, 2 H), 7.43-7.33 (m, 2
 20 H), 6.44 (d, 1 H), 6.12 (t, 1 H), 6.05 (d, 1 H), 5.16 (broad, 1 H), 3.52 (m, 2 H), 3.42 (m, 2 H), 1.84-1.43 (m, 8 H), 1.05-0.99 (m, 6 H); MS *m/z* 491 (M+1).

25 Example 16: N-{4-[2-(4-Aminophenyl)-7-(butylamino)pyrazolo[1,5-*a*]pyridin-3-yl]-2-pyrimidinyl}-N-butylamine.



30

a) *N*-Butyl-3-[2-(butylamino)-4-pyrimidinyl]-2-{4-[(diphenylmethylene)-amino]phenyl}pyrazolo[1,5-*a*]pyridin-7-amine.

To a solution of 2-(4-bromophenyl)-*N*-butyl-3-[2-(butylamino)-4-pyrimidinyl]pyrazolo[1,5-*a*]pyridin-7-amine (1.0 g, 2.0 mmol) in toluene (20 mL) was added *racemic*-2,2'-bis(diphenylphosphino)-1,1'-binaphthyl (200 mg, 0.30 mmol),
5 tris(dibenzylideneacetone)dipalladium(0) (92 mg, 0.10 mmol), diphenylimine (1.02 mL, 6.1 mmol), and sodium *tert*-butoxide (582 mg, 6.1 mmol). The mixture was heated to 100°C for 50 minutes. The resultant solution was cooled to room temperature and diluted with ether and water was added. The organic layer was washed with brine.
10 The aqueous layer was extracted with ether and the combined organics dried over magnesium sulfate. Filtration and concentration followed by flash chromatography (4:1 hexanes:ethyl acetate with 1% triethylamine) provided *N*-butyl-3-[2-(butylamino)-4-pyrimidinyl]-2-{4-[(diphenylmethylene)amino]phenyl}-pyrazolo[1,5-*a*]pyridin-7-amine (1.0 g, 84%) as a yellow solid. ¹H NMR (CDCl₃): δ 7.90 (d, 1 H), 7.80-7.28 (m, 12 H), 7.19-7.16 (m, 2 H), 6.80 (d, 2 H), 6.07 (d, 1 H), 6.02 (t, 1 H), 5.97 (d, 1 H),
15 4.99 (t, 1 H), 3.48 (m, 2 H), 3.36 (m, 2 H), 1.80-1.43 (m, 8 H), 1.00-0.96 (m, 6 H); MS *m/z* 594 (M+1).

b) *N*-{4-[2-(4-Aminophenyl)-7-(butylamino)pyrazolo[1,5-*a*]pyridin-3-yl]-2-pyrimidinyl}-*N*-butylamine.

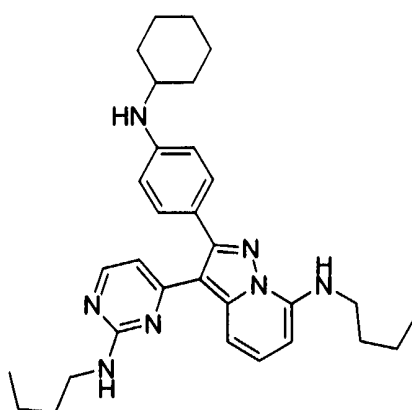
To a solution of *N*-butyl-3-[2-(butylamino)-4-pyrimidinyl]-2-{4-[(diphenylmethylene)-amino]phenyl}pyrazolo[1,5-*a*]pyridin-7-amine (1.0 g, 1.7 mmol) in tetrahydrofuran (50 mL) was added hydrochloric acid (10 mL, 4 *N* aqueous). The resultant solution was stirred at room temperature for 30 minutes. Ether was added
25 and the solution was made basic by the slow addition of saturated aqueous sodium bicarbonate. The organic layer was washed with brine. The aqueous layer was extracted with ether and the combined organics dried over magnesium sulfate. Filtration and concentration followed by flash chromatography (1:1 hexanes:ethyl acetate) provided *N*-{4-[2-(4-aminophenyl)-7-(butylamino)pyrazolo[1,5-*a*]pyridin-3-yl]-2-pyrimidinyl}-*N*-butylamine as an orange oil. ¹H NMR (CDCl₃): δ 8.02 (d, 1 H), 7.81 (d, 1 H), 7.47 (d, 2 H), 7.31 (m, 1 H), 6.77 (d, 2 H), 6.42 (d, 1 H), 6.08 (m, 1 H), 6.00 (d, 1

H), 5.18 (broad, 1 H), 3.86 (broad, 2 H), 3.53 (m, 2 H), 3.39 (m, 2 H), 1.82-1.64 (m, 4 H), 1.58-1.46 (m, 4 H), 1.04-0.99 (m, 6 H); MS m/z 430 (M+1). This material was treated with anhydrous hydrochloric acid in ether to provide the corresponding hydrochloride salt.

5

Example 17: *N*-Butyl-3-[2-(butylamino)-4-pyrimidinyl]-2-[4-(cyclohexylamino)phenyl]-pyrazolo[1,5-*a*]pyridin-7-amine.

10

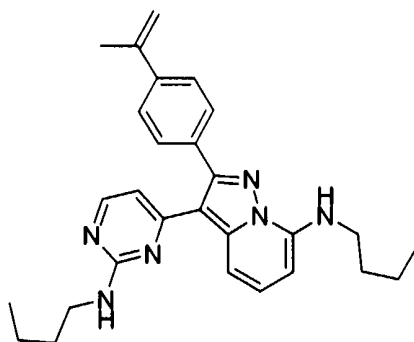


15

A solution of *N*-{4-[2-(4-aminophenyl)-7-(butylamino)pyrazolo[1,5-*a*]pyridin-3-yl]-2-pyrimidinyl}-*N*-butylamine (62 mg, 0.15 mmol) in 1,2-dichloroethane (2 mL) was treated with cyclohexanone (0.02 mL, 0.22 mmol), acetic acid (0.04 mL, 0.72 mmol), and sodium triacetoxyborohydride (61 mg, 0.29 mmol). The resultant solution was stirred at room temperature for 18 hours. Saturated aqueous sodium bicarbonate was added dropwise followed by ether. The organic layer was washed with brine. The aqueous layer was extracted with ether and the combined organics dried over magnesium sulfate. Filtration and concentration followed by flash chromatography (4:1 to 2:1 hexanes-ethyl acetate) provided *N*-butyl-3-[2-(butylamino)-4-pyrimidinyl]-2-[4-(cyclohexylamino)phenyl]pyrazolo[1,5-*a*]pyridin-7-amine (54 mg, 73%) as an orange oil. ^1H NMR (CDCl_3): δ 7.94 (d, 1 H), 7.73 (d, 1 H), 7.39 (d, 2 H), 7.23 (m, 1 H), 6.59 (d, 2 H), 6.41 (d, 1 H), 6.03 (m, 1 H), 5.91 (d, 1 H), 5.11 (broad, 1 H), 3.66 (broad, 1 H), 3.44 (m, 2 H), 3.30 (m, 3 H), 2.05 (m, 2 H), 1.75-1.12 (m, 16 H), 0.95-0.92 (m, 6 H); MS m/z 512 (M+1). This material was treated with anhydrous hydrochloric acid in ether to provide the corresponding hydrochloride salt.

30

Example 18: *N*-Butyl-3-[2-(butylamino)-4-pyrimidinyl]-2-(4-isopropenylphenyl)-pyrazolo[1,5-*a*]pyridin-7-amine.



10 To a cold (-78°C) solution of 9-methoxy-9-borabicyclo[3.3.1]nonane (1 mL, 1.0 M in hexane, 1.0 mmol) in tetrahydrofuran (5 mL) was added isopropenylmagnesium bromide (2.0 mL, 0.5 M in tetrahydrofuran, 1.0 mmol) dropwise. The resultant solution was stirred at -78°C for 5 minutes, then allowed to warm to room temperature. After 1 hour, potassium phosphate (0.33 mL, 3 M aqueous, 1.0 mmol) was added followed by

15 *N,N*-dimethylformamide (5 mL), 2-(4-Bromophenyl)-*N*-butyl-3-[2-(butylamino)-4-pyrimidinyl]pyrazolo[1,5-*a*]pyridin-7-amine (100 mg, 0.20 mmol), and bis(diphenylphosphinoferrocene)palladium(II) chloride dichloromethane complex (17 mg, 0.02 mmol). The resultant solution was stirred for 72 hours at room temperature. Ether was added followed by water. The organic layer was washed with brine. The

20 aqueous layer was extracted with ether and the combined organics dried over magnesium sulfate. Filtration and concentration followed by flash chromatography (6:1 to 4:1 to 2:1 hexanes:ethyl acetate) provided impure product. This material was taken up in tetrahydrofuran, cooled to 0°C and 1 mL each of 10% aqueous sodium hydroxide and 30% hydrogen peroxide were added. After 30 minutes, the mixture

25 was quenched with saturated aqueous sodium thiosulfate. Aqueous workup as reported above followed by similar chromatography provided *N*-butyl-3-[2-(butylamino)-4-pyrimidinyl]-2-(4-isopropenylphenyl)pyrazolo[1,5-*a*]pyridin-7-amine (25 mg, 27%) as an oil. ¹H NMR (CDCl₃): δ 8.00 (d, 1 H), 7.76 (d, 1 H), 7.62 (d, 2 H), 7.54 (d, 2 H), 7.30 (m, 1 H), 6.35 (d, 1 H), 6.07 (m, 1 H), 5.99 (d, 1 H), 5.46 (s, 2 H), 5.22

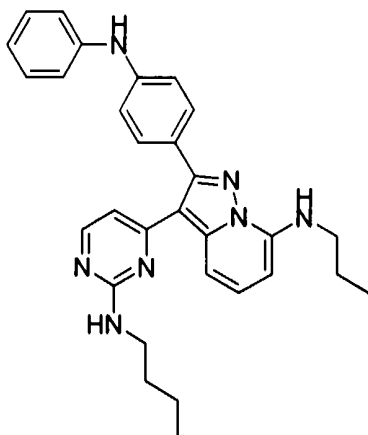
30 (broad, 1 H), 5.14 (s, 1 H), 3.47 (m, 2 H), 3.36 (m, 2 H), 2.20 (s, 3 H), 1.77-1.42 (m, 8 H),

1.00-0.95 (m 6 H); MS m/z 455 (M+1). This material was treated with anhydrous hydrochloric acid in ether to provide the corresponding hydrochloride salt.

Example 19: 2-(4-Anilinophenyl)-*N*-butyl-3-[2-(butylamino)-4-pyrimidinyl]pyrazolo[1,5-*a*]pyridin-7-amine.

5

10

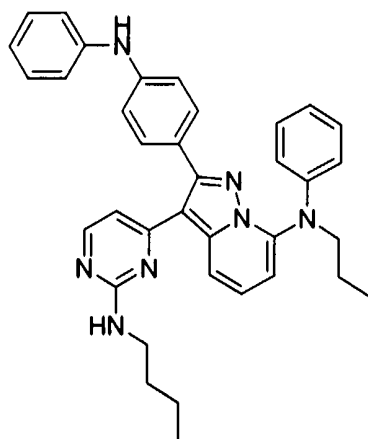


15 In a similar manner as described in Example 16 from *N*-{4-[2-(4-bromophenyl)-7-(butylamino)pyrazolo[1,5-*a*]pyridin-3-yl]-2-pyrimidinyl}-*N*-butylamine (0.25 g, 0.5 mmol) aniline and sodium *t*-butoxide was prepared 2-(4-anilinophenyl)-*N*-butyl-3-[2-(butylamino)-4-pyrimidinyl]pyrazolo[1,5-*a*]pyridin-7-amine (16.5 mg, 6.4%) as a yellow solid. ^1H NMR (CDCl_3): δ 7.85 (broad, 1 H), 7.74 (d, 1 H), 7.49 (d, 2 H), 7.29 (m, 3 H), 7.11 (m, 4 H), 6.95 (t, 1 H), 6.40 (d, 1 H), 6.04 (t, 1 H), 6.00 (d, 1 H), 5.84 (s, 1 H), 3.49 (q, 2 H), 3.34 (q, 2 H), 1.74 - 1.41 (m, 8 H), 0.95 (m, 6 H); MS m/z 505 (M+1).

20

Example 20: 2-(4-Anilinophenyl)-*N*-butyl-3-[2-(butylamino)-4-pyrimidinyl]-*N*-phenylpyrazolo[1,5-*a*]pyridin-7-amine.

5



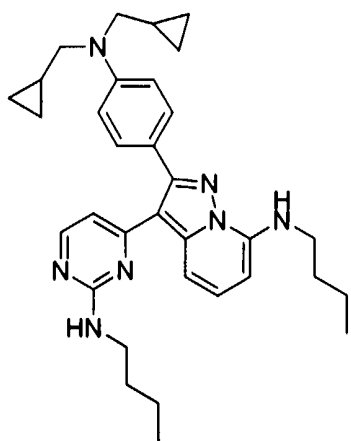
10

A mixture of *N*-{4-[2-(4-aminophenyl)-7-(butylamino)pyrazolo[1,5-*a*]pyridin-3-yl]-2-pyrimidinyl}-*N*-butylamine (50 mg, 0.12 mmol), phenylboronic acid (43 mg, 0.35 mmol), copper(II) acetate (42 mg, 0.23 mmol), triethylamine (49 μ L, 0.35 mmol) and dichloromethane (1 mL) was stirred at room temperature for 60 hours, then filtered and concentrated. Flash column chromatography eluting with 3:1 hexanes:ethyl acetate afforded 2-(4-anilinophenyl)-*N*-butyl-3-[2-(butylamino)-4-pyrimidinyl]-*N*-phenylpyrazolo[1,5-*a*]pyridin-7-amine (29.8 mg, 44%) as a pale yellow solid. ¹H NMR (CDCl₃): δ 8.18 (d, 1 H), 8.02 (d, 1 H), 7.42 (d, 2 H), 7.27 – 7.16 (m, 5 H), 7.09 (d, 2 H), 7.01 (d, 2 H), 6.94 – 6.83 (m, 4 H), 6.66 (d, 1 H), 6.47 (d, 1 H), 5.78 (s, 1 H), 5.21 (broad s, 1 H), 3.90 (m, 2 H), 3.48 (q, 2 H), 1.71 – 1.32 (m, 8 H), 0.95 (t, 3 H), 0.88 (t, 3 H); MS *m/z* 582 (M+1).

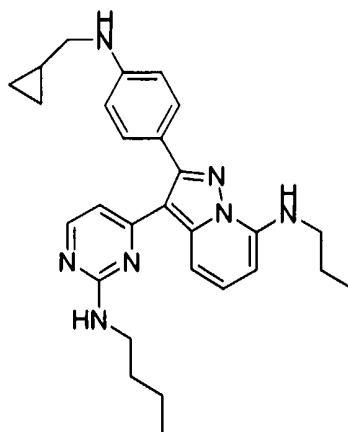
20

Example 21: 2-{4-[Bis(cyclopropylmethyl)amino]phenyl}-N-butyl-3-[2-(butylamino)-4-pyrimidinyl]pyrazolo[1,5-*a*]pyridin-7-amine and

Example 22: N-butyl-3-[2-(butylamino)-4-pyrimidinyl]-2-{4-[(cyclopropylmethyl)amino]phenyl}pyrazolo[1,5-*a*]pyridin-7-amine.



Example 21



Example 22

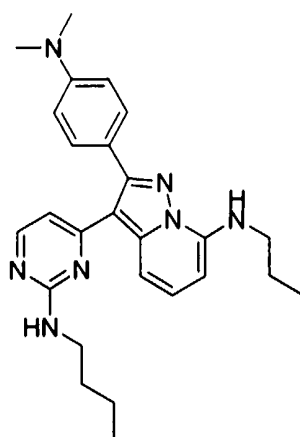
5

To a solution of *N*-{4-[2-(4-aminophenyl)-7-(butylamino)pyrazolo[1,5-*a*]pyridin-3-yl]-2-pyrimidinyl}-*N*-butylamine (64 mg, 0.15 mmol) in 1,2-dichloroethane (4 mL)
 10 was added cyclopropanecarboxaldehyde (17 μ L, 0.22 mmol), acetic acid (43 μ L, 0.74 mmol) and sodium triacetoxyborohydride (63 mg, 0.30 mmol). The reaction was stirred at room temperature for 15 minutes, then quenched with aqueous sodium bicarbonate. The mixture was extracted with diethyl ether. The organic layer was dried over magnesium sulfate and concentrated. Flash column chromatography
 15 eluting with a gradient of 10% to 25% ethyl acetate in hexanes afforded 2-{4-[bis(cyclopropylmethyl)amino]phenyl}-*N*-butyl-3-[2-(butylamino)-4-pyrimidinyl]pyrazolo[1,5-*a*]pyridin-7-amine (26.1 mg, 33%) as a gold solid: $^1\text{H NMR}$ (CDCl_3): δ 7.96 (d, 1 H), 7.78 (d, 1 H), 7.50 (d, 2 H), 7.30 (t, 1 H), 6.87 (d, 2 H), 6.50 (d, 1 H), 6.08 (t, 1 H), 5.99 (d, 1 H), 3.53 (q, 2 H), 3.40 – 3.33 (m, 6 H), 1.79 – 1.46 (m, 8 H),
 20 1.12 (m, 2 H), 0.99 (t, 6 H), 0.55 (m, 4 H), 0.26 (m, 4 H); MS m/z 538 ($M+1$); and *N*-butyl-3-[2-(butylamino)-4-pyrimidinyl]-2-{4-[(cyclopropylmethyl)amino]phenyl}pyrazolo[1,5-*a*]pyridin-7-amine (33.3 mg, 46%) as a yellow solid: $^1\text{H NMR}$ (CDCl_3): δ 7.85 (d, 1 H), 7.79 (d, 1 H), 7.44 (d, 2 H), 7.33 (t, 1 H), 6.68 (d, 2 H), 6.43 (d, 1

H), 6.09 (t, 1 H), 6.02 (d, 1 H), 3.54 (q, 2 H), 3.37 (q, 2 H), 3.03 (d, 2 H), 1.80 – 1.43 (m, 8 H), 1.14 (m, 1 H), 0.99 (t, 6 H), 0.59 (m, 2 H), 0.28 (m, 2 H) ; MS m/z 484 (M+1).

Example 23: *N*-Butyl-3-[2-(butylamino)-4-pyrimidinyl]-2-[4-(dimethylamino)phenyl]-pyrazolo[1,5-*a*]pyridin-7-amine.

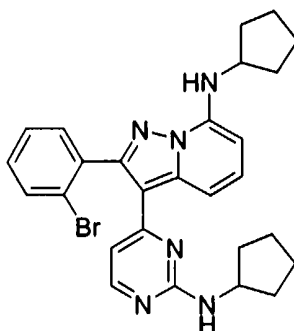
5



In a similar manner as described in Example 17 from *N*-{4-[2-(4-aminophenyl)-7-(butylamino)pyrazolo[1,5-*a*]pyridin-3-yl]-2-pyrimidinyl}-*N*-butylamine (50 mg, 0.12 mmol), formaldehyde (13 μ L, 37% aqueous solution, 0.17 mmol) and sodium triacetoxyborohydride (99 mg, 0.47 mmol) was prepared *N*-butyl-3-[2-(butylamino)-4-pyrimidinyl]-2-[4-(dimethylamino)phenyl]pyrazolo[1,5-*a*]pyridin-7-amine (40.5 mg, 76%) as a pale yellow solid. ^1H NMR (CDCl_3): δ 7.80 (m, 2 H), 7.50 (d, 2 H), 7.33 (t, 1 H), 6.79 (d, 2 H), 6.44 (d, 1 H), 6.10 (t, 1 H), 6.03 (d, 1 H), 3.54 (q, 2 H), 3.38 (q, 2 H), 3.03 (s, 6 H), 1.80 – 1.43 (m, 8 H), 0.99 (t, 6 H); MS m/z 458 (M+1).

Example 24: 2-(2-Bromophenyl)-*N*-cyclopentyl-3-[2-(cyclopentylamino)-4-pyrimidinyl]pyrazolo[1,5-*a*]pyridin-7-amine.

25



a) 1-(2-Bromophenyl)-2-(6-chloro-2-pyridinyl)ethanone.

In a similar manner as described in Example 1 from ethyl 2-bromobenzoate (50.0 g, 218 mmol) and 6-chloro-2-picoline (24 mL, 218 mmol), 1-(2-bromophenyl)-2-(6-chloro-2-pyridinyl)ethanone (52.4 g, 77%) was obtained as a yellow solid. ¹H NMR (CDCl₃): δ 7.53 (d, 1H), 7.45 (d, 1H), 7.25 (d, 1H), 7.05 (d, 1H), 6.97 (d, 1H), 6.67 (d, 1H), 5.53 (d, 1H), 5.28 (s, 1H); MS *m/z* 310 (M+1).

b) 1-(2-Bromophenyl)-2-(6-chloro-2-pyridinyl)ethanone oxime.

In a similar manner as described in Example 1 from 1-(2-bromophenyl)-2-(6-chloro-2-pyridinyl)ethanone (52.4 g, 169 mmol) was obtained 1-(2-bromophenyl)-2-(6-chloro-2-pyridinyl)ethanone oxime (36.5 g, 66%) as a pale yellow solid. ¹H NMR (CDCl₃): δ 7.50-7.45 (m, 2H), 7.23-7.07 (m, 6H), 4.29 (s, 2H); MS *m/z* 325 (M+1).

c) 2-(2-Bromophenyl)-7-chloropyrazolo[1,5-*a*]pyridine.

In a similar manner as described in Example 1 from 1-(2-bromophenyl)-2-(6-chloro-2-pyridinyl)ethanone oxime (36.5 g, 112 mmol), 2-(2-bromophenyl)-7-chloropyrazolo[1,5-*a*]pyridine (21.0 g, 61%) was obtained as a yellow solid. ¹H NMR (CDCl₃): δ 7.83 (dd, 1H), 7.65 (d, 1H), 7.51 (d, 1H), 7.37 (t, 1H), 7.21 (m, 1H), 7.07 (m, 2H), 6.89 (d, 1H); MS *m/z* 307 (M+1).

20

d) 1-[2-(2-Bromophenyl)-7-chloropyrazolo[1,5-*a*]pyridin-3-yl]ethanone.

In a similar manner as described in Example 1 from 2-(2-bromophenyl)-7-chloropyrazolo[1,5-*a*]pyridine (21.0 g, 68.3 mmol), 1-[2-(2-bromophenyl)-7-chloropyrazolo[1,5-*a*]pyridin-3-yl]ethanone (15.7 g, 66%) was obtained as orange needles. ¹H NMR (CDCl₃): δ 8.48 (dd, 1H), 7.72 (d, 1H), 7.49-7.36 (m, 4H), 7.18 (dd, 1H), 2.06 (s, 3H); MS *m/z* 349 (M+1).

25

e) 1-[2-(2-Bromophenyl)-7-(cyclopentylamino)pyrazolo[1,5-*a*]pyridin-3-yl]ethanone. In a similar manner as described in Example 1 from 1-[2-(2-

30 bromophenyl)-7-chloropyrazolo[1,5-*a*]pyridin-3-yl]ethanone (3.00 g, 8.6 mmol), 1-[2-(2-bromophenyl)-7-(cyclopentylamino)pyrazolo[1,5-*a*]pyridin-3-yl]ethanone (0.93 g,

27%) was obtained as a yellow syrup. ¹H NMR (CDCl₃): δ 7.73-7.68 (m, 2H), 7.43 (m, 3H), 7.35-7.31 (m, 1H), 6.12 (d, 1H), 5.98 (d, 1H), 3.95 (m, 1H), 2.08 (m, 2H), 1.98 (s, 3H), 1.76-1.53 (m, 6H); MS *m/z* 398 (M+1).

- 5 f) (2*E*)-1-[2-(2-Bromophenyl)-7-(cyclopentylamino)pyrazolo[1,5-*a*]pyridin-3-yl]-3-(dimethylamino)-2-propen-1-one.

In a similar manner as described in Example 1 from 1-[2-(2-bromophenyl)-7-(cyclopentylamino)pyrazolo[1,5-*a*]pyridin-3-yl]ethanone (0.93 g, 2.3 mmol), (2*E*)-1-[2-(2-bromophenyl)-7-(cyclopentylamino)pyrazolo[1,5-*a*]pyridin-3-yl]-3-

- 10 (dimethylamino)-2-propen-1-one (0.57 g, 54%) was obtained as a brown syrup. ¹H NMR (CDCl₃): δ 7.78 (d, 1H), 7.66 (d, 1H), 7.53 (d, 1H), 7.46 (m, 1H), 7.39 (t, 1H), 7.31-7.22 (m, 2H), 6.02 (d, 1H), 5.85 (d, 1H), 4.80 (d, 1H), 3.95 (m, 1H), 2.90 (broad s, 3H), 2.30 (broad s, 3H), 2.08 (m, 2H), 1.77-1.63 (m, 6H); MS *m/z* 455 (M+1).

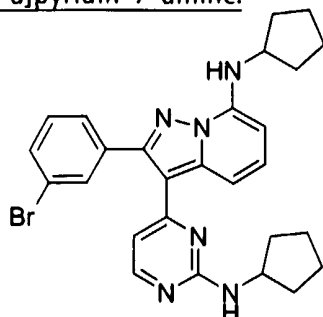
- 15 g) 2-(2-Bromophenyl)-*N*-cyclopentyl-3-[2-(cyclopentylamino)-4-pyrimidinyl]-pyrazolo[1,5-*a*]pyridin-7-amine.

In a similar manner as described in Example 1 from (2*E*)-1-[2-(2-bromophenyl)-7-(cyclopentylamino)pyrazolo[1,5-*a*]pyridin-3-yl]-3-(dimethylamino)-2-propen-1-one (200 mg, 0.46 mmol), 2-(2-bromophenyl)-*N*-cyclopentyl-3-[2-(cyclopentylamino)-4-

- 20 pyrimidinyl]pyrazolo[1,5-*a*]pyridin-7-amine (110 mg, 48%) was obtained as a yellow foam. ¹H NMR (CDCl₃): δ 7.90 (m, 2H), 7.66 (d, 1H), 7.44 (m, 1H), 7.39 (t, 1H), 7.32-7.27 (m, 2H), 6.04-5.96 (m, 3H), 5.02 (m, 1H), 4.21 (m, 1H), 3.95 (m, 1H), 2.10-1.96 (m, 4H), 1.75-1.43 (m, 12H); MS *m/z* 517 (M+1).

Example 25: 2-(3-Bromophenyl)-N-cyclopentyl-3-[2-(cyclopentylamino)-4-pyrimidinyl]pyrazolo[1,5-*a*]pyridin-7-amine.

5



10 a) 1-(3-Bromophenyl)-2-(6-chloro-2-pyridinyl)ethanone.

In a similar manner as described in Example 1 from ethyl 3-bromobenzoate (50.6 g, 220 mmol) and 6-chloro-2-picoline (24 mL, 220 mmol), 1-(3-bromophenyl)-2-(6-chloro-2-pyridinyl)ethanone (59.4 g, 87%) was obtained as a yellow solid. ¹H NMR (CDCl₃): δ 7.96 (broad s, 1H), 7.71 (d, 1H), 7.35-7.25 (m, 3H), 6.98 (t, 1H), 6.81 (d, 1H),
15 6.58 (d, 1H), 5.84 (s, 1H); MS *m/z* 310 (M+1).

b) 1-(3-Bromophenyl)-2-(6-chloro-2-pyridinyl)ethanone oxime.

In a similar manner as described in Example 1, from 1-(3-bromophenyl)-2-(6-chloro-2-pyridinyl)ethanone (59.1 g, 190 mmol) the 1-(3-bromophenyl)-2-(6-chloro-2-pyridinyl)ethanone oxime (58.3 g, 94%) was obtained as a white solid. ¹H NMR (CDCl₃):
20 δ 7.96 (s, 1H), 7.67-7.50 (m, 3H), 7.28-7.18 (m, 3H), 4.80 (b, 1H), 4.39 (s, 2H); MS *m/z* 325 (M+1).

c) 2-(3-Bromophenyl)-7-chloropyrazolo[1,5-*a*]pyridine.

25 In a similar manner as described in Example 1 from 1-(3-bromophenyl)-2-(6-chloro-2-pyridinyl)ethanone oxime (59.1 g, 181.5 mmol), 2-(3-bromophenyl)-7-chloropyrazolo[1,5-*a*]pyridine (24.5 g, 44%) was obtained as a yellow solid. ¹H NMR (CDCl₃): δ 8.13 (dd, 1H), 7.90 (d, 1H), 7.47 (m, 2H), 7.29 (t, 1H), 7.05 (t, 1H), 6.88 (m, 2H); MS *m/z* 307 (M+1).

30

d) 1-[2-(3-Bromophenyl)-7-chloropyrazolo[1,5-*a*]pyridin-3-yl]ethanone.

In a similar manner as described in Example 1 from 2-(3-bromophenyl)-7-chloropyrazolo[1,5-*a*]pyridine (16.5 g, 53.6 mmol), 1-[2-(3-bromophenyl)-7-chloropyrazolo[1,5-*a*]pyridin-3-yl]ethanone (8.6 g, 46%) was obtained as pinkish
5 needles. ¹H NMR (CDCl₃): δ 8.46 (d, 1H), 7.83 (s, 1H), 7.69 (d, 1H), 7.59-7.40 (m, 3H), 7.22 (d, 1H), 2.21 (s, 3H); MS *m/z* 349 (M+1).

e) 1-[2-(3-Bromophenyl)-7-(cyclopentylamino)pyrazolo[1,5-*a*]pyridin-3-yl]ethanone. In a similar manner as described in Example 1 from 1-[2-(3-

10 bromophenyl)-7-chloropyrazolo[1,5-*a*]pyridin-3-yl]ethanone (3.00 g, 8.6 mmol), 1-[2-(3-bromophenyl)-7-(cyclopentylamino)pyrazolo[1,5-*a*]pyridin-3-yl]ethanone (1.90 g, 56%) was obtained as a yellow syrup. ¹H NMR (CDCl₃): δ 7.74 (dd, 1H), 7.61-7.57 (m, 2H), 7.50 (d, 1H), 7.41 (t, 1H), 7.32 (t, 1H), 6.10 (dd, 1H), 5.99 (d, 1H), 3.95 (m, 1H), 2.12-2.05 (m, 5H), 1.78-1.63 (m, 6H); MS *m/z* 398 (M+1).

15

f) (2*E*)-1-[2-(3-Bromophenyl)-7-(cyclopentylamino)pyrazolo[1,5-*a*]pyridin-3-yl]-3-(dimethylamino)-2-propen-1-one.

In a similar manner as described in Example 1 from 1-[2-(3-bromophenyl)-7-(cyclopentylamino)pyrazolo[1,5-*a*]pyridin-3-yl]ethanone (1.90 g, 4.8 mmol), (2*E*)-1-[2-
20 (3-bromophenyl)-7-(cyclopentylamino)pyrazolo[1,5-*a*]pyridin-3-yl]-3-(dimethylamino)-2-propen-1-one (1.87 g, 86%) was obtained as a brown syrup. ¹H NMR (CDCl₃): δ 7.88 (s, 1H) 7.64-7.49 (m, 4H), 7.30-7.24 (m, 2H), 6.00 (d, 1H), 5.93 (d, 1H), 5.03 (d, 1H), 3.95 (m, 1H), 3.10-2.35 (b, 6H), 2.10-2.06 (m, 2H), 1.77-1.62 (m, 6H); MS *m/z* 455 (M+1).

25

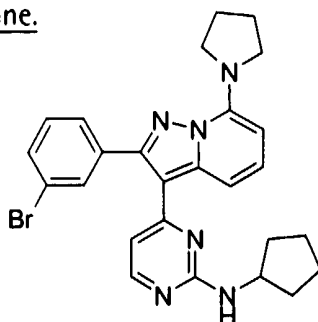
g) 2-(3-Bromophenyl)-*N*-cyclopentyl-3-[2-(cyclopentylamino)-4-pyrimidinyl]pyrazolo[1,5-*a*]pyridin-7-amine.

In a similar manner as described in Example 1 from (2*E*)-1-[2-(3-bromophenyl)-7-(cyclopentylamino)pyrazolo[1,5-*a*]pyridin-3-yl]-3-(dimethylamino)-2-propen-1-one
30 (500 mg, 1.1 mmol), 2-(3-bromophenyl)-*N*-cyclopentyl-3-[2-(cyclopentylamino)-4-pyrimidinyl]pyrazolo[1,5-*a*]pyridin-7-amine (500 mg, 88%) was obtained as a yellow

solid. $^1\text{H NMR}$ (CDCl_3): δ 8.00 (d, 1H), 7.83 (s, 1H), 7.65 (d, 1H), 7.51 (m, 2H), 7.29–7.22 (m, 2H), 6.28 (d, 1H), 6.00 (d, 1H), 5.96 (d, 1H), 5.00 (d, 1H), 4.27 (m, 1H), 3.97 (m, 1H), 2.11–2.00 (m, 4H), 1.79–1.46 (m, 12H); MS m/z 517 (M+1).

5 Example 26: 4-[2-(3-Bromophenyl)-7-(1-pyrrolidinyl)pyrazolo[1,5-*a*]pyridin-3-yl]-*N*-cyclopentyl-2-pyrimidinamine.

10



a) 1-[2-(3-Bromophenyl)-7-(1-pyrrolidinyl)pyrazolo[1,5-*a*]pyridin-3-yl]ethanone.

In a similar manner as described in Example 1 from 1-[2-(3-bromophenyl)-7-
15 chloropyrazolo[1,5-*a*]pyridin-3-yl]ethanone (3.00 g, 8.6 mmol) and pyrrolidine, 1-[2-(3-bromophenyl)-7-(1-pyrrolidinyl)pyrazolo[1,5-*a*]pyridin-3-yl]ethanone (3.18 g, 96%) was obtained as a yellow syrup. $^1\text{H NMR}$ (CDCl_3): δ 7.78–7.74 (m, 2H), 7.56 (d, 1H), 7.50 (d, 1H), 7.38–7.28 (m, 2H), 6.14 (d, 1H), 3.72 (m, 4H), 2.12 (s, 3H), 1.98 (m, 4H); MS m/z 384 (M+1).

20

b) (2*E*)-1-[2-(3-Bromophenyl)-7-(1-pyrrolidinyl)pyrazolo[1,5-*a*]pyridin-3-yl]-3-(dimethylamino)-2-propen-1-one.

In a similar manner as described in Example 1 from 1-[2-(3-bromophenyl)-7-(1-
25 pyrrolidinyl)pyrazolo[1,5-*a*]pyridin-3-yl]ethanone (3.1 g, 8.1 mmol), (2*E*)-1-[2-(3-bromophenyl)-7-(1-pyrrolidinyl)pyrazolo[1,5-*a*]pyridin-3-yl]-3-(dimethylamino)-2-propen-1-one (2.15 g, 61%) was obtained as a brown syrup. $^1\text{H NMR}$ (CDCl_3): δ 7.90 (dd, 1H), 7.76 (d, 1H), 7.66 (d, 1H), 7.54 (d, 1H), 7.51 (d, 1H), 7.26–7.20 (m, 2H), 6.06 (d, 1H), 5.07 (d, 1H), 3.70 (m, 4H), 2.90 (b, 3H), 2.50 (b, 3H), 1.99 (m, 4H); MS m/z 439 (M+1).

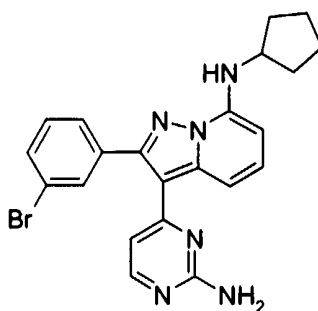
30

c) 4-[2-(3-Bromophenyl)-7-(1-pyrrolidinyl)pyrazolo[1,5-*a*]pyridin-3-yl]-*N*-cyclopentyl-2-pyrimidinamine.

In a similar manner as described in Example 1 from (2*E*)-1-[2-(3-bromophenyl)-7-(1-pyrrolidinyl)pyrazolo[1,5-*a*]pyridin-3-yl]-3-(dimethylamino)-2-propen-1-one (500 mg, 1.1 mmol), 4-[2-(3-bromophenyl)-7-(1-pyrrolidinyl)pyrazolo[1,5-*a*]pyridin-3-yl]-*N*-cyclopentyl-2-pyrimidinamine (451 mg, 79%) was obtained as a yellow solid. ¹H NMR (d₆-DMSO): δ 8.00 (d, 1H), 7.71 (s, 1H), 7.60 (d, 1H), 7.54 (d, 1H), 7.37 (t, 1H), 7.29 (t, 1H), 6.98 (d, 1H), 6.18 (d, 2H), 4.02 (m, 1H), 3.66 (m, 4H), 1.90 (m, 4H), 1.80-1.44 (m, 8H); MS *m/z* 503 (M+1); Anal. Calcd. for C₂₆H₂₇N₆Br: C, 62.03; H, 5.41; N, 16.69. Found: C, 61.88; H, 5.40; N, 16.40.

Example 27: *N*-[3-(2-Amino-4-pyrimidinyl)-2-(3-bromophenyl)pyrazolo[1,5-*a*]pyridin-7-yl]-*N*-cyclopentylamine.

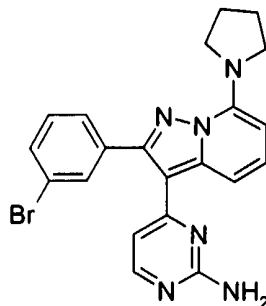
15



20 In a similar manner as described in Example 1 from (2*E*)-1-[2-(3-bromophenyl)-7-(cyclopentylamino)pyrazolo[1,5-*a*]pyridin-3-yl]-3-(dimethylamino)-2-propen-1-one (500 mg, 1.1 mmol) and guanidine sulfate (358 mg, 1.65 mmol), *N*-[3-(2-amino-4-pyrimidinyl)-2-(3-bromophenyl)pyrazolo[1,5-*a*]pyridin-7-yl]-*N*-cyclopentylamine (380 mg, 77%) was obtained as a yellow solid. ¹H NMR (CDCl₃): δ 8.01 (d, 1H), 7.84 (s, 1H), 7.64 (d, 1H), 7.54-7.49 (m, 2H), 7.30-7.22 (m, 2H), 6.36 (d, 1H), 6.01 (d, 1H), 5.97 (d, 1H), 4.95 (broad s, 2H), 3.97 (m, 1H), 2.12 (m, 2H), 1.79-1.57 (m, 6H); MS *m/z* 448 (M+1); Anal. Calcd. for C₂₂H₂₁N₆Br: C, 58.80; H, 4.71; N, 18.70. Found: C, 58.61; H, 4.75; N, 18.58.

Example 28: 4-[2-(3-Bromophenyl)-7-(1-pyrrolidinyl)pyrazolo[1,5-*a*]pyridin-3-yl]-2-pyrimidinamine.

5



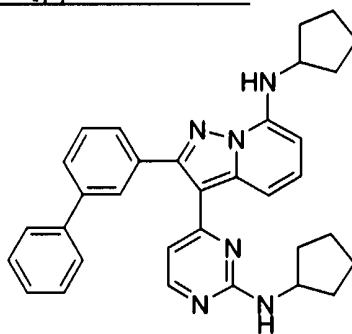
10

In a similar manner as described in Example 1 from (2*E*)-1-[2-(3-bromophenyl)-7-(1-pyrrolidinyl)pyrazolo[1,5-*a*]pyridin-3-yl]-3-(dimethylamino)-2-propen-1-one (500 mg, 1.1 mmol) and guanidine sulfate, 4-[2-(3-bromophenyl)-7-(1-pyrrolidinyl)pyrazolo[1,5-*a*]pyridin-3-yl]-2-pyrimidinamine (300 mg, 61%) was obtained as a yellow solid. ¹H NMR (d₆-DMSO): δ 8.03 (d, 1H), 7.87 (d, 1H), 7.81 (s, 1H), 7.70-7.62 (m, 2H), 7.46 (t, 1H), 7.35 (t, 1H), 6.58 (broad s, 2H), 6.26 (d, 1H), 6.22 (d, 1H), 3.75 (m, 4H), 1.98 (m, 4H); MS *m/z* 435 (M+1); Anal. Calcd. for C₂₁H₁₉N₆Br: C, 57.94; H, 4.40; N, 19.31. Found: C, 57.91; H, 4.51; N, 19.07.

15

Example 29: 2-[1,1'-Biphenyl]-3-yl-*N*-cyclopentyl-3-[2-(cyclopentylamino)-4-pyrimidinyl]pyrazolo[1,5-*a*]pyridin-7-amine.

20



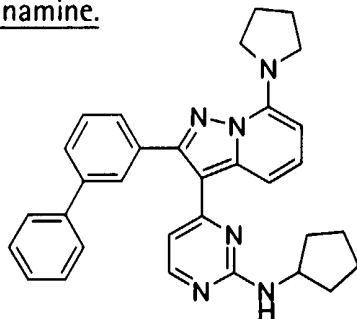
25

To a solution of 2-(3-bromophenyl)-*N*-cyclopentyl-3-[2-(cyclopentylamino)-4-pyrimidinyl]pyrazolo[1,5-*a*]pyridin-7-amine (100 mg, 0.19 mmol) in dimethylformamide (6 mL) was added phenylboronic acid (47 mg, 0.39 mmol), palladium (II) acetate (4.3 mg, 0.02 mmol), potassium carbonate (54 mg, 0.39 mmol) and triphenyl phosphine (30 mg, 0.08 mmol). The reaction was heated at 100°C for 24 hours. After allowing the reaction mixture to cool to room temperature, ethyl acetate and water were added. The organic layer was separated and washed with water, then brine and dried (magnesium sulfate). Filtration and concentration,

30

followed by purification with flash chromatography (4:6 ethyl acetate:hexanes) gave 2-[1,1'-biphenyl]-3-yl-*N*-cyclopentyl-3-[2-(cyclopentylamino)-4-pyrimidinyl]pyrazolo[1,5-*a*]pyridin-7-amine as a yellow foam (87 mg, 89%). ¹H NMR (CDCl₃): δ 8.01 (d, 1H), 7.92 (s, 1H), 7.81 (d, 1H), 7.69-7.62 (m, 4H), 7.53 (t, 1H), 7.47-7.43 (m, 2H), 7.38-7.32 (m, 2H), 6.40 (d, 1H), 6.09-6.05 (m, 2H), 5.16 (m, 1H), 4.37 (m, 1H), 4.03 (m, 1H), 2.15-2.06 (m, 4H), 1.82-1.64 (m, 12H); MS *m/z* 515 (M+1).

Example 30: 4-[2-[1,1'-Biphenyl]-3-yl-7-(1-pyrrolidinyl)pyrazolo[1,5-*a*]pyridin-3-yl]-*N*-cyclopentyl-2-pyrimidinamine.

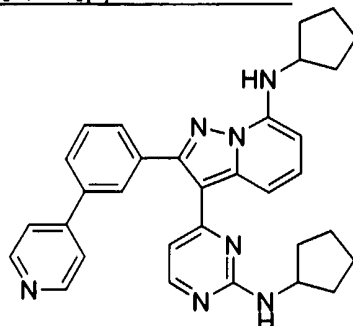


15

In a similar manner as described in Example 29 from 4-[2-(3-bromophenyl)-7-(1-pyrrolidinyl)pyrazolo[1,5-*a*]pyridin-3-yl]-*N*-cyclopentyl-2-pyrimidinamine (100 mg, 0.20 mmol), 4-[2-[1,1'-biphenyl]-3-yl-7-(1-pyrrolidinyl)pyrazolo[1,5-*a*]pyridin-3-yl]-*N*-cyclopentyl-2-pyrimidinamine (70 mg, 70%) was obtained as a yellow foam. ¹H NMR (CDCl₃): δ 8.04 (d, 1H), 7.93 (s, 1H), 7.92 (m, 1H), 7.67-7.59 (m, 4H), 7.52-7.42 (m, 3H), 7.36 (t, 1H), 7.29-7.24 (m, 1H), 6.44 (d, 1H), 6.11 (d, 1H), 5.05 (d, 1H), 4.37 (m, 1H), 3.78 (m, 4H), 2.09-2.02 (m, 6H), 1.76-1.54 (m, 6H); MS *m/z* 501 (M+1).

Example 31: *N*-Cyclopentyl-3-[2-(cyclopentylamino)-4-pyrimidinyl]-2-[3-(4-pyridinyl)phenyl]pyrazolo[1,5-*a*]pyridin-7-amine.

5

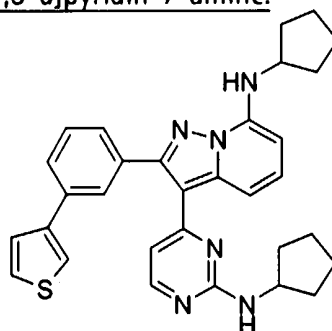


In a similar manner as described in Example 29 from 2-(3-bromophenyl)-*N*-cyclopentyl-3-[2-(cyclopentylamino)-4-pyrimidinyl]pyrazolo[1,5-*a*]pyridin-7-amine (100 mg, 0.19 mmol) and pyridine-4-boronic acid, *N*-cyclopentyl-3-[2-(cyclopentylamino)-4-pyrimidinyl]-2-[3-(4-pyridinyl)phenyl]pyrazolo[1,5-*a*]pyridin-7-amine (41 mg, 42%) was obtained as a yellow foam. ¹H NMR (CDCl₃): δ 8.66 (d, 2H), 8.02 (d, 1H), 7.96 (s, 1H), 7.76-7.69 (m, 3H), 7.58-7.51 (m, 3H), 7.33 (t, 1H), 6.36 (d, 1H), 6.06-6.04 (m, 2H), 5.15 (m, 1H), 4.32 (m, 1H), 4.01 (m, 1H), 2.17-2.03 (m, 4H), 1.81-1.52 (m, 12H); MS *m/z* 516 (M+1).

15

Example 32: *N*-Cyclopentyl-3-[2-(cyclopentylamino)-4-pyrimidinyl]-2-[3-(3-thienyl)phenyl]pyrazolo[1,5-*a*]pyridin-7-amine.

20



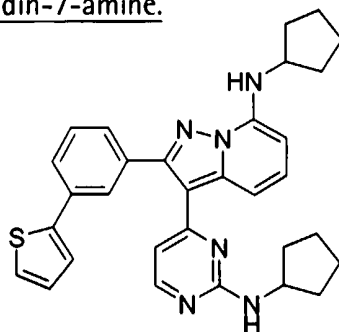
25

In a similar manner as described in Example 29 from 2-(3-bromophenyl)-*N*-cyclopentyl-3-[2-(cyclopentylamino)-4-pyrimidinyl]pyrazolo[1,5-*a*]pyridin-7-amine (200 mg, 0.39mmol) and thiophene-3-boronic acid, *N*-cyclopentyl-3-[2-(cyclopentylamino)-4-pyrimidinyl]-2-[3-(3-thienyl)phenyl]pyrazolo[1,5-*a*]pyridin-7-amine (94 mg, 47%) was obtained as a yellow foam. ¹H NMR (CDCl₃): δ 8.00 (d, 1H), 7.92 (s, 1H), 7.81 (d, 1H), 7.67 (d, 1H), 7.57 (d, 1H), 7.49-7.42 (m, 2H), 7.40-7.34 (m,

30

2H), 7.32-7.27 (m, 1H), 6.38 (d, 1H), 6.09-6.03 (m, 2H), 5.22 (d, 1H), 4.36 (m, 1H), 4.00 (m, 1H), 2.15-2.05 (m, 4H), 1.82-1.56 (m, 12H); MS m/z 521 (M+1).

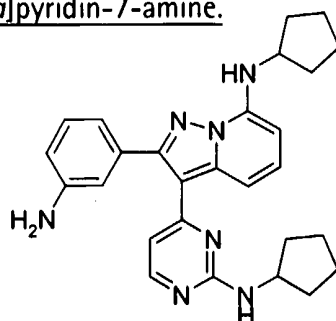
Example 33: *N*-Cyclopentyl-3-[2-(cyclopentylamino)-4-pyrimidinyl]-2-[3-(2-thienyl)-phenyl]pyrazolo[1,5-*a*]pyridin-7-amine.



In a similar manner as described in Example 29 from 2-(3-bromophenyl)-*N*-cyclopentyl-3-[2-(cyclopentylamino)-4-pyrimidinyl]pyrazolo[1,5-*a*]pyridin-7-amine (200 mg, 0.39 mmol) and thiophene-2-boronic acid, *N*-cyclopentyl-3-[2-(cyclopentylamino)-4-pyrimidinyl]-2-[3-(2-thienyl)phenyl]pyrazolo[1,5-*a*]pyridin-7-amine (84 mg, 42%) was obtained as a yellow foam. ^1H NMR (CDCl_3): δ 8.00 (d, 1H), 7.95 (s, 1H), 7.79 (d, 1H), 7.69 (d, 1H), 7.56 (d, 1H), 7.45 (t, 1H), 7.34-7.27 (m, 3H), 7.09 (m, 1H), 6.39 (d, 1H), 6.17 (m, 2H), 5.16 (m, 1H), 4.35 (m, 1H), 4.01 (m, 1H), 2.16 (m, 4H), 1.82-1.56 (m, 12H); MS m/z 521 (M+1).

U16951-72

Example 34: 2-(3-Aminophenyl)-*N*-cyclopentyl-3-[2-(cyclopentylamino)-4-pyrimidinyl]pyrazolo[1,5-*a*]pyridin-7-amine.



a) *N*-Cyclopentyl-3-[2-(cyclopentylamino)-4-pyrimidinyl]-2-{3-[[diphenylmethylene]amino]phenyl}pyrazolo[1,5-*a*]pyridin-7-amine.

To a solution of 2-(3-bromophenyl)-*N*-cyclopentyl-3-[2-(cyclopentylamino)-4-pyrimidinyl]pyrazolo[1,5-*a*]pyridin-7-amine (3.00 g, 5.8 mmol) in toluene (60 mL) was added benzophenone imine (3.15 g, 17.4 mmol), tris(dibenzylideneacetone)dipalladium (0.26 g, 0.3 mmol), *rac*-2,2'-bis(diphenylphosphino)-1,1'-binaphthyl (0.54 g, 0.15 mmol) and sodium *tert*-butoxide (1.67 g, 17.4 mmol). The reaction was heated at reflux for 5 hours, then allowed to cool to room temperature. Water and ethyl acetate were added to the reaction mixture. The phases were separated and the organic phase was washed with brine and dried (magnesium sulfate). Filtration and concentration of the filtrate followed by purification with flash chromatography (4:6 ethyl acetate:hexanes) gave *N*-cyclopentyl-3-[2-(cyclopentylamino)-4-pyrimidinyl]-2-{3-[(diphenylmethylene)amino]phenyl}-pyrazolo[1,5-*a*]pyridin-7-amine (2.61 g, 73%) as a yellow solid. ¹H NMR (CDCl₃): δ 7.89 (d, 1H), 7.80-7.75 (m, 3H), 7.48 (m, 1H), 7.41 (m, 2H), 7.27 (m, 5H), 7.23-7.12 (m, 4H), 7.04 (s, 1H), 6.80 (d, 1H), 6.03-5.97 (m, 3H), 4.39 (m, 1H), 4.00 (m, 1H), 2.15-2.05 (m, 4H), 1.83-1.56 (m, 12H); MS *m/z* 618 (M+1).

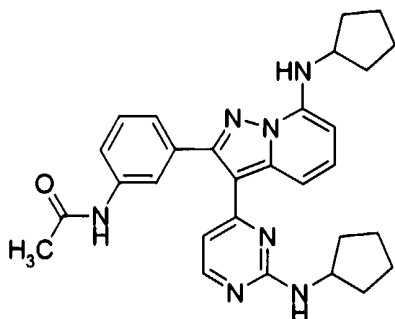
15

b) 2-(3-Aminophenyl)-*N*-cyclopentyl-3-[2-(cyclopentylamino)-4-pyrimidinyl]pyrazolo[1,5-*a*]pyridin-7-amine.

To a solution of *N*-cyclopentyl-3-[2-(cyclopentylamino)-4-pyrimidinyl]-2-{3-[(diphenylmethylene)amino]phenyl}-pyrazolo[1,5-*a*]pyridin-7-amine (2.61 g, 4.22 mmol) in tetrahydrofuran (30 mL) at 0 °C was added 4N hydrochloric acid (20 mL) dropwise. Subsequently, the reaction mixture was stirred for 5 minutes. The reaction mixture was diluted with ether, then saturated aqueous bicarbonate was added slowly till the ether layer turned clear. The resulting mixture was stirred for 30 minutes. The phases were separated, the organic phase was washed with water, brine and dried (magnesium sulfate). Filtration and concentration of the filtrate to a solid, followed by recrystallization from ethyl acetate-hexanes, gave 2-(3-aminophenyl)-*N*-cyclopentyl-3-[2-(cyclopentylamino)-4-pyrimidinyl]pyrazolo[1,5-*a*]pyridin-7-amine (1.78 g, 93%) as a pale yellow solid. ¹H NMR (CDCl₃): δ 7.92 (d, 1H), 7.82 (d, 1H), 7.32 (t, 1H), 7.22 (m, 2H), 7.00-6.94 (m, 2H), 6.78 (m, 1H), 6.34 (d, 1H), 6.04 (m, 2H), 4.38 (m, 1H), 4.00 (m, 1H), 3.75 (broad, 2H), 2.14-2.05 (m, 4H), 1.83-1.54 (m, 12H); MS *m/z* 454 (M+1).

30

Example 35: *N*-(3-{7-(Cyclopentylamino)-3-[2-(cyclopentylamino)-4-pyrimidinyl]pyrazolo[1,5-*a*]pyridin-2-yl}phenyl)acetamide.

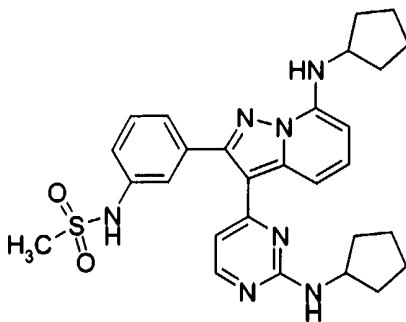


5

10

To a suspension of 2-(3-aminophenyl)-*N*-cyclopentyl-3-[2-(cyclopentylamino)-4-pyrimidinyl]pyrazolo[1,5-*a*]pyridin-7-amine (150 mg, 0.33 mmol) in dimethylformamide (10 mL) was added triethylamine (51 δ L, 0.36 mmol). The reaction mixture was cooled to 0 °C and flushed with nitrogen, then acetyl chloride (26 μ L, 0.36 mmol) was added dropwise. The reaction mixture was stirred at room temperature overnight. Water was added and the resulting mixture was extracted with ethyl acetate. The ethyl acetate phase was dried (magnesium sulfate), filtered and concentrated to a solid. This solid was purified by flash chromatography (95:5 chloroform:methanol) to give *N*-(3-{7-(cyclopentylamino)-3-[2-(cyclopentylamino)-4-pyrimidinyl]pyrazolo[1,5-*a*]pyridin-2-yl}phenyl)acetamide (151 mg, 92%) as a tan solid. ¹H NMR (CDCl₃): δ 8.19 (s, 1H), 7.95 (d, 1H), 7.82 (d, 1H), 7.75 (d, 1H), 7.63 (s, 1H), 7.36-7.25 (m, 3H), 6.28 (d, 1H), 6.00 (m, 2H), 5.17 (d, 1H), 4.32 (m, 1H), 3.96 (m, 1H), 2.11 (s, 3H), 2.11-2.02 (m, 4H), 1.76-1.48 (m, 12H); MS *m/z* 496 (M+1).

Example 36: *N*-(3-{7-(Cyclopentylamino)-3-[2-(cyclopentylamino)-4-pyrimidinyl]pyrazolo[1,5-*a*]pyridin-2-yl}phenyl)methanesulfonamide.



30

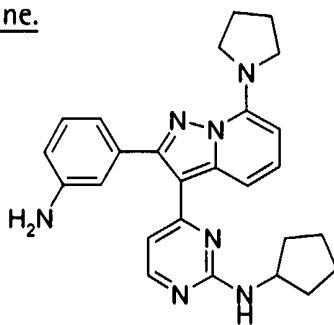
35

To a suspension of 2-(3-aminophenyl)-*N*-cyclopentyl-3-[2-(cyclopentylamino)-4-pyrimidinyl]pyrazolo[1,5-*a*]pyridin-7-amine (150 mg, 0.33 mmol) in *N,N*-dimethylformamide (5 mL) was added pyridine (40 μ L, 0.49 mmol). The reaction mixture was cooled to 0 $^{\circ}$ C under nitrogen, then methanesulfonyl chloride (28 μ L, 0.36 mmol) was added dropwise. After stirring at room temperature for 18 hours, the reaction mixture turned clear. Ethyl acetate and water were added and the phases separated. The organic phase was washed with water and brine, then dried over magnesium sulfate. Filtration and concentration, followed by flash chromatography (95:5 chloroform:methanol) gave *N*-(3-{7-(cyclopentylamino)-3-[2-(cyclopentylamino)-4-pyrimidinyl]pyrazolo[1,5-*a*]pyridin-2-yl}phenyl)methanesulfonamide (170 mg, 96%) as a yellow syrup. $^1\text{H NMR}$ (CDCl_3): δ 7.93 (d, 1H), 7.66 (d, 1H), 7.42 (m, 1H), 7.35-7.25 (m, 5H), 6.25 (m, 1H), 5.99 (m, 2H), 5.62 (broad, 1H), 4.29 (m, 1H), 3.96 (m, 1H), 2.94 (s, 3H), 2.10-1.99 (m, 4H), 1.77-1.49 (m, 12H). MS m/z 532 ($M+1$).

15

Example 37: 4-[2-(3-Aminophenyl)-7-(1-pyrrolidinyl)pyrazolo[1,5-*a*]pyridin-3-yl]-*N*-cyclopentyl-2-pyrimidinamine.

20



a) *N*-Cyclopentyl-4-{2-[3-[(diphenylmethylene)amino]phenyl]-7-(1-pyrrolidinyl)pyrazolo[1,5-*a*]pyridin-3-yl}-2-pyrimidinamine.

25

In a similar manner as described in Example 16 from 4-[2-(3-bromophenyl)-7-(1-pyrrolidinyl)pyrazolo[1,5-*a*]pyridin-3-yl]-*N*-cyclopentyl-2-pyrimidinamine (200 mg, 0.40 mmol), *N*-cyclopentyl-4-{2-[3-[(diphenylmethylene)amino]phenyl]-7-(1-pyrrolidinyl)pyrazolo[1,5-*a*]pyridin-3-yl}-2-pyrimidinamine (156 mg, 65%) was obtained as a yellow solid. $^1\text{H NMR}$ (CDCl_3): δ 7.90 (m, 2H), 7.72-7.70 (m, 2H), 7.43-7.35 (m, 3H), 7.23-7.16 (m, 4H), 7.13-7.11 (m, 4H), 7.05 (s, 1H), 6.70 (m, 1H), 6.02 (m,

30

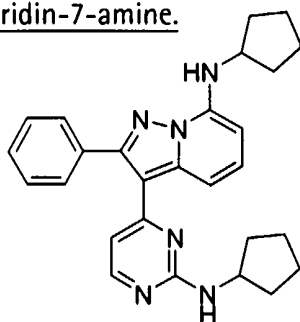
2H), 4.98 (d, 1H), 4.33 (m, 1H), 3.68 (m, 4H), 2.07 (m, 2H), 1.99 (m, 4H), 1.72-1.50 (m, 6H); MS m/z 604 (M+1).

b) 4-[2-(3-Aminophenyl)-7-(1-pyrrolidinyl)pyrazolo[1,5-*a*]pyridin-3-yl]-*N*-cyclopentyl-2-pyrimidinamine.

In a similar manner as described in Example 16 from *N*-cyclopentyl-4-{2-[3-
[[diphenylmethylene]amino]phenyl]-7-(1-pyrrolidinyl)pyrazolo[1,5-*a*]pyridin-3-yl}-2-
pyrimidinamine (150 mg, 0.25 mmol), 4-[2-(3-aminophenyl)-7-(1-pyrrolidinyl)-
pyrazolo[1,5-*a*]pyridin-3-yl]-*N*-cyclopentyl-2-pyrimidinamine (104 mg, 95%) was
10 obtained as a yellow foam. ^1H NMR (CDCl_3): δ 7.97 (d, 1H), 7.92 (d, 1H), 7.21-7.15 (m,
2H), 7.01 (d, 1H), 6.69 (s, 1H), 6.91 (dd, 1H), 6.38 (d, 1H), 6.05 (d, 1H), 5.29 (m, 1H) 4.37
(m, 1H), 3.72 (m, 4H), 3.70 (broad, 2H), 2.07 (m, 2H), 1.98 (m, 4H), 1.74-1.53 (m, 6H);
MS m/z 440 (M+1).

15 Example 38: *N*-Cyclopentyl-3-[2-(cyclopentylamino)-4-pyrimidinyl]-2-phenylpyrazolo-[1,5-*a*]pyridin-7-amine.

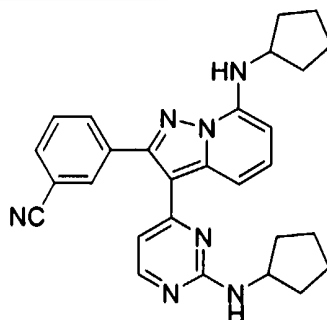
20



To a solution of 2-(3-bromophenyl)-*N*-cyclopentyl-3-[2-(cyclopentylamino)-4-
25 pyrimidinyl]pyrazolo[1,5-*a*]pyridin-7-amine (100 mg, 0.19 mmol) in toluene (10 mL)
was added tributyltin hydride (112 mg, 0.39 mmol) and 2,2'-azobisisobutyronitrile (9.4
mg, 0.057 mmol). After heating at reflux for 4 hours, the reaction mixture was
allowed to cool to room temperature. Concentration, followed by purification with
flash chromatography (40:60 ethyl acetate:hexanes) gave *N*-cyclopentyl-3-[2-
30 (cyclopentylamino)-4-pyrimidinyl]-2-phenylpyrazolo[1,5-*a*]pyridin-7-amine as a
yellow foam (39 mg, 46%). ^1H NMR (CDCl_3): δ 7.98 (d, 1H), 7.78 (d, 1H), 7.64 (m, 2H),

7.45 (m, 2H), 7.33-7.26 (m, 2H), 6.27 (d, 1H), 6.04 (m, 2H), 5.12 (d, 1H), 4.35 (m, 1H), 4.00 (m, 1H), 2.09-2.03 (m, 4H), 1.81-1.59 (m, 12H). MS m/z 439 (M+1).

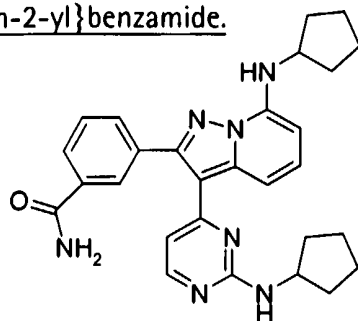
5 Example 39: 3-{7-(Cyclopentylamino)-3-[2-(cyclopentylamino)-4-pyrimidinyl]pyrazolo[1,5-*a*]pyridin-2-yl}benzonitrile.



To a solution of 2-(3-bromophenyl)-*N*-cyclopentyl-3-[2-(cyclopentylamino)-4-pyrimidinyl]pyrazolo[1,5-*a*]pyridin-7-amine (500 mg, 0.97 mmol) in *N,N*-dimethylformamide (25 mL) was added zinc cyanide (68 mg, 0.58 mmol),
15 tris(dibenzylideneacetone)bipalladium(0) (888 mg, 0.97 mmol) and 1,1'-bis(diphenylphosphino) ferrocene (1.29 g, 2.3 mmol). The resultant mixture was heated at 120°C for 20 hours. After cooling to room temperature, ethyl acetate was added to the reaction mixture. The organic phase was washed with water, brine and dried over magnesium sulfate. Filtration and concentration, followed by purification
20 with flash chromatography (40:60 ethyl acetate:hexanes) gave 3-{7-(cyclopentylamino)-3-[2-(cyclopentylamino)-4-pyrimidinyl]pyrazolo[1,5-*a*]pyridin-2-yl}benzonitrile (0.19 g, yield 42%) as a yellow foam. ¹H NMR (CDCl₃): δ 8.07 (m, 2H), 7.89 (d, 1H), 7.70 (d, 1H), 7.62 (d, 1H), 7.52 (t, 1H), 7.33 (t, 1H), 6.33 (d, 1H), 6.06 (d, 1H), 6.00 (d, 1H), 5.16 (d, 1H), 4.25 (m, 1H), 4.02 (m, 1H), 2.15 (m, 2H), 2.03 (m, 2H),
25 1.85-1.51 (m, 12H). MS m/z 464 (M+1).

Example 40: 3-{7-(Cyclopentylamino)-3-[2-(cyclopentylamino)-4-pyrimidinyl]-pyrazolo[1,5-*a*]pyridin-2-yl}benzamide.

5

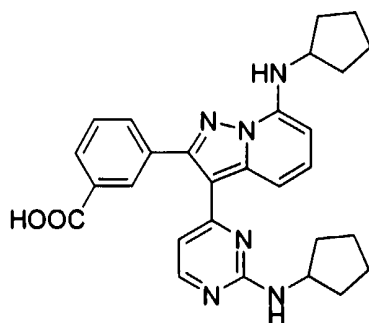


3-{7-(Cyclopentylamino)-3-[2-(cyclopentylamino)-4-pyrimidinyl]pyrazolo[1,5-*a*]pyridin-2-yl}benzamide (45 mg, 0.097 mmol) was dissolved in hot methanol (2 mL).

10 Subsequently, the solution was cooled down to room temperature and 30% ammonium hydroxide (2mL) was added. The reaction mixture was then cooled to 0°C, and 30% hydrogen peroxide was added. After stirring at room temperature for 8 hours, water was added and the resulting mixture extracted with ethyl acetate. The organics were dried over magnesium sulfate. Filtration and concentration, followed by purification with flash chromatography (95:5 dichloromethane:methanol), gave 3-
15 {7-(cyclopentylamino)-3-[2-(cyclopentylamino)-4-pyrimidinyl]pyrazolo[1,5-*a*]pyridin-2-yl}benzamide (18 mg, 39% yield) as a yellow solid. ¹H NMR (CDCl₃): δ 8.12 (s, 1H), 7.99 (d, 1H), 7.92 (d, 1H), 7.79 (d, 1H), 7.70 (d, 1H), 7.51 (t, 1H), 7.32 (t, 1H), 6.28 (d, 1H), 6.18 (broad, 1H), 6.05 (d, 1H), 6.02 (d, 1H), 5.82 (broad, 1H), 5.25 (d, 1H), 4.30 (m,
20 1H), 4.00 (m, 1H), 2.15 (m, 2H), 2.03 (m, 2H), 1.81-1.50 (m, 12H). MS *m/z* 482 (M+1).

Example 41: 3-{7-(Cyclopentylamino)-3-[2-(cyclopentylamino)-4-pyrimidinyl]pyrazolo-[1,5-*a*]pyridin-2-yl}benzoic acid.

25

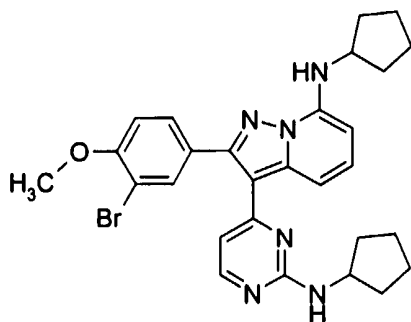


30

To a solution of 3-{7-(cyclopentylamino)-3-[2-(cyclopentylamino)-4-pyrimidinyl]pyrazolo[1,5-*a*]pyridin-2-yl}benzamide (50 mg, 0.1 mmol) in methanol

was added 4N potassium hydroxide. After heating at 85°C for 2 days, the reaction mixture was cooled to room temperature and acidified with 2N hydrochloric acid. The solution was extracted with ethyl acetate. The organic phases were combined and dried over magnesium sulfate. Filtration and concentration, followed by purification by flash chromatography (90:10 ethyl acetate:methanol) gave 3-{7-(cyclopentylamino)-3-[2-(cyclopentylamino)-4-pyrimidinyl]pyrazolo[1,5-*a*]pyridin-2-yl}benzoic acid (10 mg, 19%) as a brown foam. ¹H NMR (CDCl₃): δ 8.11 (s, 1H), 8.00 (d, 1H), 7.96 (d, 1H), 7.80 (broad s, 1H), 7.64 (d, 1H), 7.46 (t, 1H), 7.37 (t, 1H), 6.98 (d, 1H), 6.57 (d, 1H), 6.21 (d, 1H), 6.11 (broad, 1H), 4.12 (m, 1H), 4.01 (m, 1H), 2.06 (m, 2H), 1.88 (m, 2H), 1.69-1.49 (m, 12H). MS *m/z* 483 (M+1); 481 (M-1).

Example 42: *N*-{4-[2-(3-Bromo-4-methoxyphenyl)-7-(cyclopentylamino)pyrazolo[1,5-*a*]pyridin-3-yl]-2-pyrimidinyl}-*N*-cyclopentylamine.



a) 1-(3-Bromo-4-methoxyphenyl)-2-(6-chloro-2-pyridinyl)ethanone.

In a similar manner as described in Example 1 from ethyl 3-bromo-4-methoxybenzoate (13.6 g, 52.5 mmol) and 6-chloro-2-picoline (5.7 mL, 52.5 mmol), 1-(3-bromo-4-methoxyphenyl)-2-(6-chloro-2-pyridinyl)ethanone (15.8 g, 88%) was obtained as a yellow solid (existing as a mixture of ketone and enol tautomers). ¹H NMR (CDCl₃) of the ketone: δ 8.27 (s, 1H), 8.02 (dd, 1H), 7.63 (t, 1H), 7.23 (m, 2H), 6.94 (d, 1H), 4.41 (s, 2H), 3.97 (s, 3H); MS *m/z* 340 (M+1).

b) 1-(3-Bromo-4-methoxyphenyl)-2-(6-chloro-2-pyridinyl)ethanone oxime.

In a similar manner as described in Example 1 from 1-(3-bromo-4-methoxyphenyl)-2-(6-chloro-2-pyridinyl)ethanone (15.8 g, 49.3 mmol) was obtained 1-(3-bromo-4-methoxyphenyl)-2-(6-chloro-2-pyridinyl)ethanone oxime (12.6 g, 76%) as a white

solid. ¹H NMR (CDCl₃): δ 8.00 (d, 1H), 7.63 (dd, 1H), 7.54 (t, 1H), 7.19-7-7.15 (m, 2H), 6.86 (d, 1H), 4.34 (s, 2H), 3.90 (s, 3H); MS *m/z* 357 (M+1).

c) 2-(3-Bromo-4-methoxyphenyl)-7-chloropyrazolo[1,5-*a*]pyridine.

5 To a solution of 1-(3-bromo-4-methoxyphenyl)-2-(6-chloro-2-pyridinyl)ethanone oxime (1.00 g, 2.8 mmol) in dimethoxyethane (30 mL) at 0°C was added slowly methylsulfonyl chloride (0.24 mL, 3.08 mmol). The reaction was stirred for 15 minutes and then triethylamine (1.7 mL, 12.3 mmol) in dimethoxyethane (3mL) was added to the reaction. Upon addition of the triethylamine a precipitate formed. Once the
10 addition of the triethylamine solution had been completed the reaction mixture was allowed to warm to room temperature and was stirred for 1 hour. The precipitate was removed by filtration and the precipitate was washed with dimethoxyethane. To the combined filtrate was added iron (II) chloride (14 mg, 0.12 mmol) and the resulting mixture was heated at 80 °C for 15 hours. The reaction mixture was allowed
15 to cool to room temperature. Ethyl acetate was added to dilute the mixture and the organic phase was washed with water, brine and dried (magnesium sulfate). Filtration and concentration of the filtrate, followed by flash chromatography (4:6 ethyl acetate:hexanes) gave 2-(3-bromo-4-methoxyphenyl)-7-chloropyrazolo[1,5-*a*]pyridine (86 mg, 9%). ¹H NMR (CDCl₃): δ 8.21 (d, 1H), 7.95 (d, 1H), 7.48 (d, 1H), 7.10
20 (t, 1H), 6.98 (d, 1H), 6.88 (d, 1H), 6.84 (s, 1H), 3.96 (s, 3H); MS *m/z* 337 (M+1).

d) 1-[2-(3-Bromo-4-methoxyphenyl)-7-chloropyrazolo[1,5-*a*]pyridin-3-yl]ethanone.

In a similar manner as described in Example 1 from 2-(3-bromo-4-methoxyphenyl)-7-chloropyrazolo[1,5-*a*]pyridine (0.62 g, 1.83 mmol), 1-[2-(3-bromo-4-methoxyphenyl)-7-chloropyrazolo[1,5-*a*]pyridin-3-yl]ethanone (0.45 g, 65%) was obtained as a pink
25 solid. ¹H NMR (CDCl₃): δ 8.40 (m, 1H), 7.84 (s, 1H), 7.54 (dd, 1H), 7.46 (m, 1H), 7.16 (m, 1H), 7.03 (d, 1H), 3.99 (s, 3H), 2.20 (s, 3H); MS *m/z* 379 (M+1).

e) 1-[2-(3-Bromo-4-methoxyphenyl)-7-(cyclopentylamino)pyrazolo[1,5-*a*]pyridin-3-yl]ethanone.

In a similar manner as described in Example 1 from 1-[2-(3-bromo-4-methoxyphenyl)-7-chloropyrazolo[1,5-*a*]pyridin-3-yl]ethanone (0.51 g, 1.3 mmol), 1-
5 [2-(3-bromo-4-methoxyphenyl)-7-(cyclopentylamino)pyrazolo[1,5-*a*]pyridin-3-yl]ethanone (0.24 g, 42%) was obtained as a yellow foam. ¹H NMR (CDCl₃): δ 7.84 (d, 1H), 7.65 (d, 1H), 7.54 (dd, 1H), 7.44 (t, 1H), 7.02 (d, 1H), 6.15 (d, 1H), 6.04 (d, 1H), 3.98 (m, 4H), 2.19 (s, 3H), 2.13 (m, 2H), 1.82-1.64 (m, 6H); MS *m/z* 428 (M+1). □

10 f) (2*E*)-1-[2-(3-Bromo-4-methoxyphenyl)-7-(cyclopentylamino)pyrazolo[1,5-*a*]pyridin-3-yl]-3-(dimethylamino)-2-propen-1-one.

In a similar manner as described in Example 1 from 1-[2-(3-bromo-4-methoxyphenyl)-7-(cyclopentylamino)pyrazolo[1,5-*a*]pyridin-3-yl]ethanone (0.24 g, 0.56 mmol), (2*E*)-1-[2-(3-bromo-4-methoxyphenyl)-7-(cyclopentylamino)pyrazolo[1,5-*a*]pyridin-3-yl]-3-(dimethylamino)-2-propen-1-one
15 (0.13 g, 48%) was obtained as a brown syrup. ¹H NMR (CDCl₃): δ 7.96 (d, 1H), 7.64 (m, 1H), 7.60-7.56 (m, 2H), 7.27 (t, 1H), 6.94 (d, 1H), 6.00-5.98 (m, 2H), 5.13 (d, 1H), 3.94 (m, 1H), 3.91 (s, 3 H), 0.92 (b, 3H), 2.55 (b, 3H), 2.08 (m, 2H), 1.78-1.64 (m, 6H); MS *m/z* 483 (M+1).

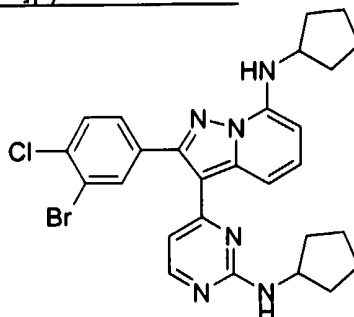
20

g) *N*-{4-[2-(3-Bromo-4-methoxyphenyl)-7-(cyclopentylamino)pyrazolo[1,5-*a*]pyridin-3-yl]-2-pyrimidinyl}-*N*-cyclopentylamine.

In a similar manner as described in Example 1 from (2*E*)-1-[2-(3-bromo-4-methoxyphenyl)-7-(cyclopentylamino)pyrazolo[1,5-*a*]pyridin-3-yl]-3-(dimethylamino)-2-propen-1-one (130 mg, 0.27 mmol), *N*-{4-[2-(3-bromo-4-methoxyphenyl)-7-(cyclopentylamino)pyrazolo[1,5-*a*]pyridin-3-yl]-2-pyrimidinyl}-*N*-cyclopentylamine (84 mg, 57%) was obtained as a yellow solid. ¹H NMR (CDCl₃): δ 8.03 (d, 1H), 7.93 (d, 1H), 7.71 (d, 1H), 7.54 (d, 1H), 7.30(t, 1H), 6.95 (d, 1H), 6.36 (d, 1H), 6.04-6.00 (m, 2H), 5.12 (d, 1H), 4.34 (m, 1H), 4.00 (m, 1H), 3.96 (s, 3H), 2.15-2.05
30 (m, 4H), 1.83-1.53 (m, 12H); MS *m/z* 547 (M+1).

Example 43: 2-(3-Bromo-4-chlorophenyl)-N-cyclopentyl-3-[2-(cyclopentylamino)-4-pyrimidinyl]pyrazolo[1,5-*a*]pyridin-7-amine.

5



a) 1-(3-Bromo-4-chlorophenyl)-2-(6-chloro-2-pyridinyl)ethanone.

10 In a similar manner as described in Example 1 from ethyl 3-bromo-4-chlorobenzoate (42.6 g, 171 mmol) and 6-chloro-2-picoline (18.7 mL, 171 mmol), 1-(3-bromo-4-chlorophenyl)-2-(6-chloro-2-pyridinyl)ethanone was obtained as a pale yellow solid existing as a mixture of ketone and enol tautomers. ¹H NMR (CDCl₃) of ketone: δ 8.30 (d, 1H), 7.92 (dd, 1H), 7.69-7.54 (m, 2H), 7.24 (m, 2H), 4.42 (s, 2H); MS *m/z* 344 (M+1).

15

b) 1-(3-Bromo-4-chlorophenyl)-2-(6-chloro-2-pyridinyl)ethanone oxime.

In a similar manner as described in Example 1 from 1-(3-bromo-4-chlorophenyl)-2-(6-chloro-2-pyridinyl)ethanone was obtained 1-(3-bromo-4-chlorophenyl)-2-(6-chloro-2-pyridinyl)ethanone oxime (22.0 g, yield 36% for the two steps) as a white
20 solid. ¹H NMR (CDCl₃): δ 8.20 (b, 1H), 8.06 (d, 1H), 7.62-7.53 (m, 2H), 7.42 (d, 1H), 7.18-7.14 (m, 2H), 4.32 (s, 2H); MS *m/z* 359 (M+1).

c) 2-(3-Bromo-4-chlorophenyl)-7-chloropyrazolo[1,5-*a*]pyridine.

In a similar manner as described in Example 1 from 1-(3-bromo-4-chlorophenyl)-2-(6-chloro-2-pyridinyl)ethanone oxime (17.57 g, 48.8 mmol) was obtained 2-(3-bromo-4-chlorophenyl)-7-chloropyrazolo[1,5-*a*]pyridine (13.7 g, 82%). ¹H NMR (CDCl₃): δ
25 8.28 (d, 1H), 7.99 (dd, 1H), 7.52 (m, 2H), 7.10 (t, 1H), 6.94-6.90 (m, 2H); MS *m/z* 341 (M+1).

30

d) 1-[2-(3-Bromo-4-chlorophenyl)-7-chloropyrazolo[1,5-*a*]pyridin-3-yl]ethanone. In a similar manner as described in Example 1 from 2-(3-bromo-4-

chlorophenyl)-7-chloropyrazolo[1,5-*a*]pyridine (13.9 g, 40.8 mmol), 1-[2-(3-bromo-4-chlorophenyl)-7-chloropyrazolo[1,5-*a*]pyridin-3-yl]ethanone (12.5 g, 80%) was obtained as a tan solid. ¹H NMR (CDCl₃): δ 8.40 (d, 1H), 7.92 (d, 1H), 7.61-7.44 (m, 3H), 7.19 (d, 1H), 2.21(s, 3H); MS *m/z* 383 (M+1).

5

e) 1-[2-(3-Bromo-4-chlorophenyl)-7-(cyclopentylamino)pyrazolo[1,5-*a*]pyridin-3-yl]ethanone.

In a similar manner as described in Example 1 1-[2-(3-bromo-4-chlorophenyl)-7-chloropyrazolo[1,5-*a*]pyridin-3-yl]ethanone (12.5 g, 32.5 mmol), 1-[2-(3-bromo-4-chlorophenyl)-7-(cyclopentylamino)pyrazolo[1,5-*a*]pyridin-3-yl]ethanone was obtained as a yellow foam. ¹H NMR (CDCl₃): δ 7.91 (d, 1H), 7.62-7.41 (m, 4H), 6.16 (d, 1H), 6.02 (d, 1H), 4.00 (m, 1H), 2.22 (s, 3H), 2.13 (m, 2H), 1.82-1.65 (m, 6H); MS *m/z* 432 (M+1).

15 f) (2*E*)-1-[2-(3-Bromo-4-chlorophenyl)-7-(cyclopentylamino)pyrazolo[1,5-*a*]pyridin-3-yl]-3-(dimethylamino)-2-propen-1-one.

In a similar manner as described in Example 1 from 1-[2-(3-bromo-4-chlorophenyl)-7-(cyclopentylamino)pyrazolo[1,5-*a*]pyridin-3-yl]ethanone, (2*E*)-1-[2-(3-bromo-4-chlorophenyl)-7-(cyclopentylamino)pyrazolo[1,5-*a*]pyridin-3-yl]-3-(dimethylamino)-2-propen-1-one (6.45 g, combined yield for steps e and f 41%) was obtained as a brown syrup. ¹H NMR (CDCl₃): δ 8.08 (d, 1H), 7.69-7.57 (m, 3H), 7.51 (d, 1H), 7.32 (t, 1H), 6.04 (d, 1H), 5.96 (d, 1H), 5.13 (d, 1H), 4.00 (m, 1H), 3.0 (b, 3H), 2.62 (b, 3H), 2.13 (m, 2H), 1.84-1.68 (m, 6H); MS *m/z* 487 (M+1).

25 g) 2-(3-Bromo-4-chlorophenyl)-*N*-cyclopentyl-3-[2-(cyclopentylamino)-4-pyrimidinyl]pyrazolo[1,5-*a*]pyridin-7-amine.

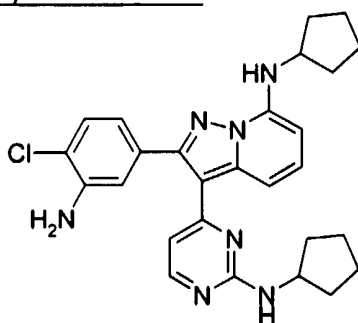
In a similar manner as described in Example 1 from (2*E*)-1-[2-(3-bromo-4-chlorophenyl)-7-(cyclopentylamino)pyrazolo[1,5-*a*]pyridin-3-yl]-3-(dimethylamino)-2-propen-1-one (3.00 g, 6.15 mmol), 2-(3-bromo-4-chlorophenyl)-*N*-cyclopentyl-3-[2-(cyclopentylamino)-4-pyrimidinyl]pyrazolo[1,5-*a*]pyridin-7-amine (2.71 g, 80%) was obtained as a yellow solid. ¹H NMR (CDCl₃): δ 8.08 (d, 1H), 8.02 (s, 1H), 7.64 (d,

30

1H), 7.50 (m, 2H), 7.53 (t, 1H), 6.38 (d, 1H), 6.05 (d, 1H), 6.00 (d, 1H), 5.13 (d, 1H), 4.28 (m, 1H), 4.01 (m, 1H), 2.15 (m, 2H), 2.04 (m, 2H), 1.83-1.49 (m, 12H); MS *m/z* 551 (M+1).

5 Example 44: 2-(3-Amino-4-chlorophenyl)-*N*-cyclopentyl-3-[2-(cyclopentylamino)-4-pyrimidinyl]pyrazolo[1,5-*a*]pyridin-7-amine.

10



15 a) 2-{4-Chloro-3-[(diphenylmethylene)amino]phenyl}-*N*-cyclopentyl-3-[2-(cyclopentylamino)-4-pyrimidinyl]pyrazolo[1,5-*a*]pyridin-7-amine.

In a similar manner as described in Example 16 from 2-(3-bromo-4-chlorophenyl)-*N*-cyclopentyl-3-[2-(cyclopentylamino)-4-pyrimidinyl]pyrazolo[1,5-*a*]pyridin-7-amine (0.5 g, 0.91 mmol) was obtained 2-{4-chloro-3-[(diphenylmethylene)amino]phenyl}-*N*-cyclopentyl-3-[2-(cyclopentylamino)-4-pyrimidinyl]pyrazolo[1,5-*a*]pyridin-7-amine which was used directly in the next step.

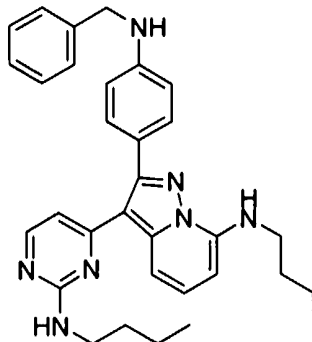
b) 2-(3-Amino-4-chlorophenyl)-*N*-cyclopentyl-3-[2-(cyclopentylamino)-4-pyrimidinyl]pyrazolo[1,5-*a*]pyridin-7-amine.

25 In a similar manner as described in Example 16 from 2-{4-chloro-3-[(diphenylmethylene)amino]phenyl}-*N*-cyclopentyl-3-[2-(cyclopentylamino)-4-pyrimidinyl]pyrazolo[1,5-*a*]pyridin-7-amine was obtained 2-(3-amino-4-chlorophenyl)-*N*-cyclopentyl-3-[2-(cyclopentylamino)-4-pyrimidinyl]pyrazolo[1,5-*a*]pyridin-7-amine (130 mg, yield 29% for 2 steps) as a yellow solid. ¹H NMR (CDCl₃): δ

30 8.00 (d, 1H), 7.75 (d, 1H), 7.42 (m, 1H), 7.28 (m, 2H), 6.92 (d, 1H), 6.35 (d, 1H), 6.03 (m, 2H), 5.16 (d, 1H), 4.43 (m, 1H), 4.13 (broad, 2H), 3.99 (m, 1H), 2.14-2.08 (m, 4H), 1.80-1.52 (m, 12H). MS *m/z* 488 (M+1).

Example 45: 2-[4-(Benzylamino)phenyl]-N-butyl-3-[2-(butylamino)-4-pyrimidinyl]-pyrazolo[1,5-*a*]pyridin-7-amine.

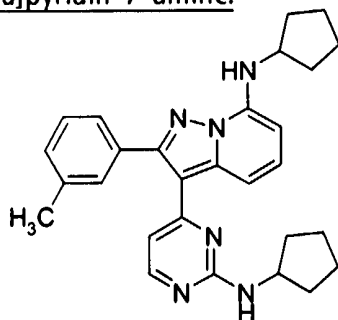
5



In a similar manner as described in Example 17 from *N*-{4-[2-(4-aminophenyl)-7-(butylamino)pyrazolo[1,5-*a*]pyridin-3-yl]-2-pyrimidinyl}-*N*-butylamine (100 mg, 0.23 mmol), and benzaldehyde (35 μ L, 0.35 mmol) was prepared 2-[4-(benzylamino)phenyl]-*N*-butyl-3-[2-(butylamino)-4-pyrimidinyl]pyrazolo[1,5-*a*]pyridin-7-amine (113.6 mg, 94%) as a pale yellow foam. $^1\text{H NMR}$ (CDCl_3): δ 7.94 (d, 1 H), 7.77 (d, 1 H), 7.46 – 7.26 (m, 8 H), 6.70 (d, 2 H), 6.42 (d, 1 H), 6.05 (t, 1 H), 5.99 (d, 1 H), 4.40 (d, 2 H), 4.23 (t, 1 H), 3.51 (q, 2 H), 3.36 (q, 2 H), 1.79 – 1.41 (m, 8 H), 0.98 (t, 6 H); MS m/z 520 ($M+1$).

20

Example 46: *N*-Cyclopentyl-3-[2-(cyclopentylamino)-4-pyrimidinyl]-2-(3-methylphenyl)pyrazolo[1,5-*a*]pyridin-7-amine.



25

a) 2-(6-Chloro-2-pyridinyl)-1-(3-methylphenyl)ethanone.

In a similar manner as described in Example 1 from ethyl 3-methylbenzoate (30 g, 183 mmol) was obtained 2-(6-chloro-2-pyridinyl)-1-(3-methylphenyl)ethanone (33.6 g,

75% yield) as a mixture of ketone and enol tautomers. This mixture was used directly in the next step.

b) 2-(6-Chloro-2-pyridinyl)-1-(3-methylphenyl)ethanone oxime.

5 In a similar manner as described in Example 1 from 2-(6-chloro-2-pyridinyl)-1-(3-methylphenyl)ethanone (33.6 g, 137 mmol) was obtained 2-(6-chloro-2-pyridinyl)-1-(3-methylphenyl)ethanone oxime (26.1 g, 73% yield) as a white solid. ¹H NMR (CDCl₃): δ 7.54-7.47 (m, 3H), 7.26-7.15 (m, 4H), 4.40 (s, 2H), 2.34 (s, 3H). MS *m/z* 243 (M+1).

10 c) 7-Chloro-2-(3-methylphenyl)pyrazolo[1,5-*a*]pyridine.

In a similar manner as described in Example 1 from 2-(6-chloro-2-pyridinyl)-1-(3-methylphenyl)ethanone oxime (13 g, 50 mmol) was obtained 7-chloro-2-(3-methylphenyl)pyrazolo[1,5-*a*]pyridine (11.5 g, 99% yield) as a yellow crystalline solid. ¹H NMR (CDCl₃): δ 7.86 (s, 1H), 7.79 (d, 1H), 7.48 (d, 1H), 7.34 (t, 1H), 7.20 (d, 1H), 7.05
15 (dd, 1H), 6.91 (s, 1H), 6.88 (d, 1H), 2.44 (s, 3H). MS *m/z* 243 (M+1).

d) 7-Chloro-2-(3-methylphenyl)pyrazolo[1,5-*a*]pyridine-3-carbaldehyde.

N,N-Dimethylformamide (150 mL) was cooled to 0°C and treated with phosphorous
oxychloride (8.8 mL, 94 mmol). After the addition was complete, the mixture was
20 warmed to room temperature and stirred for 1 hour. To this was added 7-chloro-2-(3-methylphenyl)pyrazolo[1,5-*a*]pyridine (16.3 g, 67 mmol) and the resultant solution was stirred overnight. Water was added, followed by dichloromethane. The aqueous layer was extracted with dichloromethane. The combined organics were washed with brine, dried over magnesium sulfate, filtered and concentrated. The residue was
25 recrystallized from diethyl ether and hexanes to give 7-chloro-2-(3-methylphenyl)pyrazolo[1,5-*a*]pyridine-3-carbaldehyde (14.3 g, 79%) as a pale yellow solid. ¹H NMR (CDCl₃): δ 10.11 (s, 1 H), 8.41 (dd, 1H), 7.63 (s, 1H), 7.58 (d, 1H), 7.49 (dd, 1H), 7.42 (t, 1H), 7.33 (d, 1H), 7.20 (dd, 1H), 2.45 (s, 3H); MS *m/z* 271 (M+1).

- e) 1-[7-Chloro-2-(3-methylphenyl)pyrazolo[1,5-*a*]pyridin-3-yl]-2-propyn-1-ol.
To a cold (-78°C) suspension of 7-chloro-2-(3-methylphenyl)pyrazolo[1,5-*a*]pyridine-3-carbaldehyde (10.38 g, 36.2 mmol) in tetrahydrofuran (80 mL) was added ethynylmagnesium bromide (87 mL, 0.5 M in tetrahydrofuran, 43.4 mmol) dropwise.
- 5 The reaction mixture was stirred at -78°C for 1 hour, then at 0°C for 2 hours. The resultant solution was poured into saturated aqueous sodium bicarbonate and extracted with ethyl acetate. The organic layer was washed with water and brine and the combined organics were dried over magnesium sulfate. Filtration and concentration followed by flash chromatography (4:1 hexanes:ethyl acetate to 7:3
- 10 hexanes:ethyl acetate) provided 1-[7-chloro-2-(3-methylphenyl)pyrazolo[1,5-*a*]pyridin-3-yl]-2-propyn-1-ol (11.3 g, 77%) as a yellow foam. ¹H NMR (CDCl₃) δ 8.03 (d, 1H), 7.60 (s, 1H), 7.54 (d, 1H), 7.37 (t, 1H), 7.26 (d, 1H), 7.17 (dd, 1H), 6.98 (d, 1H), 2.67 (s, 1H), 2.43 (s, 3H), 2.38 (s, 1H); MS *m/z* 297 (M+1).
- f) 1-[7-Chloro-2-(3-methylphenyl)pyrazolo[1,5-*a*]pyridin-3-yl]-2-propyn-1-one.
To a solution of 1-[7-chloro-2-(3-methylphenyl)pyrazolo[1,5-*a*]pyridin-3-yl]-2-propyn-1-ol (11.3 g, 36.2 mmol) in chloroform (300 mL) was added manganese dioxide (78.9 g, 905 mmol). The reaction mixture was stirred at room temperature for 18 hours. The suspension was filtered through a pad of Celite and the filtrate was
- 20 concentrated and purified by flash chromatography (7:3 hexanes:ethyl acetate). 1-[7-chloro-2-(3-methylphenyl)pyrazolo[1,5-*a*]pyridin-3-yl]-2-propyn-1-one (4.57 g, 41%) was obtained as a pale yellow crystalline. ¹H NMR (CDCl₃) δ 8.48 (d, 1H), 7.51 (m, 3H), 7.33 (t, 1H), 7.29 (d, 1H), 8.21 (dd, 1H), 2.89 (s, 1H), 2.42 (s, 3H); MS *m/z* 295 (M+1).
- g) 4-[7-Chloro-2-(3-methylphenyl)pyrazolo[1,5-*a*]pyridin-3-yl]-*N*-cyclopentyl-2-pyrimidinamine.
To a solution of 1-[7-chloro-2-(3-methylphenyl)pyrazolo[1,5-*a*]pyridin-3-yl]-2-propyn-1-one (4.04 g, 13.0 mmol) in *N,N*-dimethylformamide (100 mL) was added cyclopentyl guanidine hydrochloride (6.36 g, 39 mmol), followed by solid potassium carbonate (5.39g, 39 mmol). The resultant solution was heated to reflux for 6 hours.
- 30 Upon cooling to room temperature, ether was added followed by water. The organics

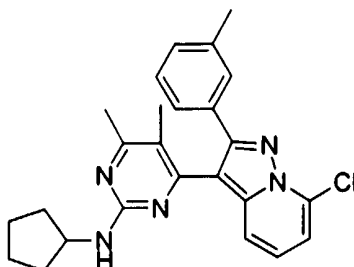
were washed with brine, and the aqueous extracted with ethyl acetate. The combined organics were dried over magnesium sulfate, filtered and concentrated *in vacuo*. The residue was purified by silica gel flash chromatography (3:10 ethyl acetate:hexanes) to give 4-[7-chloro-2-(3-methylphenyl)pyrazolo[1,5-*a*]pyridin-3-yl]-*N*-cyclopentyl-2-pyrimidinamine (2.39 g, 43%) as a yellow foam. ¹H NMR (CDCl₃) δ 8.47 (d, 1H), 7.99 (d, 1H), 7.48 (s, 1H), 7.39 (d, 1H), 7.33-7.24 (m, 3H), 7.05 (d, 1H), 6.33 (d, 1H), 5.38 (broad s, 1H), 4.36 (m, 1H), 2.40 (s, 3H), 2.10 (m, 2H), 1.78 (m, 2H), 1.67 (m, 2H), 1.58 (m, 2H); MS *m/z* 404 (M+1).

10 h) *N*-Cyclopentyl-3-[2-(cyclopentylamino)-4-pyrimidinyl]-2-(3-methylphenyl)-pyrazolo[1,5-*a*]pyridin-7-amine.

To a solution of 4-[7-chloro-2-(3-methylphenyl)pyrazolo[1,5-*a*]pyridin-3-yl]-*N*-cyclopentyl-2-pyrimidinamine (500 mg, 1.24 mmol) in cyclopentylamine (50 mL) was added successively *racemic*-2,2'-bis(diphenylphosphino)-1,1'-binaphthyl (308 mg, 0.49 mmol), cesium carbonate (0.81 g, 2.47 mmol) and palladium (II) acetate (70 mg, 0.31 mmol). The resultant mixture was heated to 95°C for 18 hours at which time the reaction was judged complete by thin layer chromatography. The solution was cooled to room temperature and ether was added. The organic layer was washed with water and brine. The aqueous layer was extracted with ether and the combined organics
20 dried over magnesium sulfate. Filtration and concentration, followed by flash chromatography (4:1 hexanes:ethyl acetate) provided *N*-cyclopentyl-3-[2-(cyclopentylamino)-4-pyrimidinyl]-2-(3-methylphenyl)pyrazolo[1,5-*a*]pyridin-7-amine (360 mg, 64%) as a yellow foam. ¹H NMR (CDCl₃) δ 7.94 (d, 1H), 7.79 (d, 1H), 7.46 (s, 1H), 7.40 (d, 1H), 7.34-7.29 (m, 2H), 7.24 (d, 1H), 6.27 (d, 1H), 6.03 (m, 2H), 5.12 (broad s, 1H), 4.35 (m, 1H), 3.99 (m, 1H), 2.40 (s, 3H), 2.14-2.04 (m, 4H), 1.81-1.52 (m, 12H);
25 MS *m/z* 453 (M+1).

Example 47: 4-[7-Chloro-2-(3-methylphenyl)pyrazolo[1,5-*a*]pyridin-3-yl]-*N*-cyclopentyl-5,6-dimethyl-2-pyrimidinamine.

5



a) (2*E*)-1-[7-Chloro-2-(3-methylphenyl)pyrazolo[1,5-*a*]pyridin-3-yl]-2-methyl-2-
10 buten-1-ol and (2*Z*)-1-[7-chloro-2-(3-methylphenyl)pyrazolo[1,5-*a*]pyridin-3-yl]-2-
methyl-2-buten-1-ol.

To a cold (-78 °C) solution of 7-chloro-2-(3-methylphenyl)pyrazolo[1,5-*a*]pyridine-3-
carbaldehyde (592 mg, 2.19 mmol) in tetrahydrofuran (6 mL) was added 1-methyl-1-
propenylmagnesium bromide (12 mL, 0.5 M in tetrahydrofuran, 6 mmol existing as a
15 mixture of *E* and *Z* isomers). The reaction mixture was allowed to warm to -20 °C,
then poured into ice water. The aqueous mixture was extracted with ethyl acetate.
The combined extracts were washed with water and brine. The organic layer was dried
over magnesium sulfate. Filtration and concentration followed by flash
chromatography (4:1 hexanes:ethyl acetate) provided an inseparable mixture of (2*E*-
20 1-[7-chloro-2-(3-methylphenyl)pyrazolo[1,5-*a*]pyridin-3-yl]-2-methyl-2-buten-1-ol
and (2*Z*)-1-[7-chloro-2-(3-methylphenyl)pyrazolo[1,5-*a*]pyridin-3-yl]-2-methyl-2-
buten-1-ol (650 mg, 91%) as a white gummy solid. *R*_f 0.42 (4:1 hexanes:ethyl
acetate); (for the major isomer) ¹H NMR (CDCl₃) δ 7.97 (d, 1H), 7.45 (s, 1H), 7.41 (d,
1H), 7.31 (t, 1H), 7.20 (d, 1H), 7.07 (dd, 1H), 6.90 (d, 1H) 6.02 (s, 1H), 5.44 (q, 1H), 2.39
25 (s, 3H), 1.73 (m, 3H), 1.61 (m, 3H); MS *m/z* 327 (M+1).

b) (2*E*)-1-[7-Chloro-2-(3-methylphenyl)pyrazolo[1,5-*a*]pyridin-3-yl]-2-methyl-2-
buten-1-one and (2*Z*)-1-[7-chloro-2-(3-methylphenyl)pyrazolo[1,5-*a*]pyridin-3-yl]-2-
methyl-2-buten-1-one.

30 To a cold (0 °C) solution of a mixture of (2*E*)-1-[7-chloro-2-(3-
methylphenyl)pyrazolo[1,5-*a*]pyridin-3-yl]-2-methyl-2-buten-1-ol and (2*Z*)-1-[7-

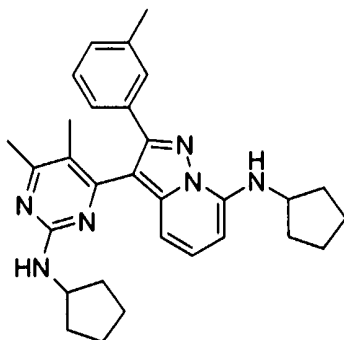
chloro-2-(3-methylphenyl)pyrazolo[1,5-*a*]pyridin-3-yl]-2-methyl-2-buten-1-ol (640 mg, 1.96 mmol) in chloroform (70 mL) was added manganese dioxide (6.5 g, 75 mmol). The reaction mixture was warmed to room temperature and stirred 16 hours. Additional manganese dioxide (5.0 g, 57 mmol) was added and the resultant mixture was stirred at room temperature for 24 hours. The reaction mixture was filtered through a pad of Celite. The filtrate was concentrated *in vacuo* to provide an inseparable mixture of (2*E*)-1-[7-chloro-2-(3-methylphenyl)pyrazolo[1,5-*a*]pyridin-3-yl]-2-methyl-2-buten-1-one and (2*Z*)-1-[7-chloro-2-(3-methylphenyl)pyrazolo[1,5-*a*]pyridin-3-yl]-2-methyl-2-buten-1-one (635 mg, 100%) as a white solid. *R*_f 0.45 (4:1 hexanes:ethyl acetate); (for the major isomer) ¹H NMR (CDCl₃) δ 8.27 (d, 1H), 7.43-7.39 (m, 3H), 7.32-7.27 (m, 2H), 7.14 (d, 1H), 5.35 (q, 1H), 2.39 (s, 3H), 1.73 (m, 3H), 1.48 (m, 3H); MS *m/z* 325 (M+1).

c) 4-[7-Chloro-2-(3-methylphenyl)pyrazolo[1,5-*a*]pyridin-3-yl]-*N*-cyclopentyl-5,6-dimethyl-2-pyrimidinamine.

To a suspension of *N*-cyclopentylguanidine hydrochloride (261 mg, 1.60 mmol) in ethanol (2 mL) was added sodium ethoxide (530 μL, 3 M in ethanol, 1.6 mmol). The mixture was stirred at room temperature for 10 minutes. To this suspension was added a mixture of (2*E*)-1-[7-chloro-2-(3-methylphenyl)pyrazolo[1,5-*a*]pyridin-3-yl]-2-methyl-2-buten-1-one and (2*Z*)-1-[7-chloro-2-(3-methylphenyl)pyrazolo[1,5-*a*]pyridin-3-yl]-2-methyl-2-buten-1-one (200 mg, 0.616 mmol) portionwise. The reaction mixture was stirred at 70 °C for 16 hours then cooled to room temperature. Palladium on carbon (10%, 230 mg) was added and the reaction mixture was stirred at 60 °C for 24 hours. The reaction mixture was diluted with ethanol (15 mL) and filtered through Celite. The filtrate was concentrated *in vacuo* and chromatographed (39:1 dichloromethane:methanol) to provide 4-[7-chloro-2-(3-methylphenyl)pyrazolo[1,5-*a*]pyridin-3-yl]-*N*-cyclopentyl-5,6-dimethyl-2-pyrimidinamine (80 mg, 30%) as a light brown solid. *R*_f 0.47 (29:1 dichloromethane:methanol); ¹H NMR (CDCl₃) δ 7.60 (s, 1H), 7.55 (d, 1H), 7.32 (d, 1H), 7.21-7.11 (m, 3H), 6.96 (d, 1H), 4.99 (broad, 1H), 4.28 (m, 1H), 2.35 (s, 3H), 2.30 (s, 3H), 2.01 (m, 2H), 1.74-1.42 (9 H); MS *m/z* 432 (M+1).

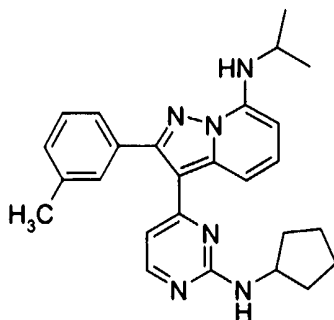
Example 48: N-cyclopentyl-3-[2-(cyclopentylamino)-5,6-dimethyl-4-pyrimidinyl]-2-(3-methylphenyl)pyrazolo[1,5-a]pyridin-7-amine

5



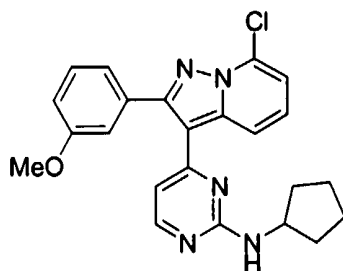
- 10 A mixture of 4-[7-chloro-2-(3-methylphenyl)pyrazolo[1,5-a]pyridin-3-yl]-N-cyclopentyl-5,6-dimethyl-2-pyrimidinamine (80 mg, 0.19 mmol) and cyclopentylamine (2 mL, 20 mmol) was heated in a sealed tube at 90 °C for 3 hours followed by 125 °C for 24 hours. The reaction mixture was cooled to room temperature and excess cyclopentylamine was removed *in vacuo*. The crude residue
- 15 was washed with saturated aqueous sodium bicarbonate solution. The aqueous layer was extracted with ethyl acetate. The combined extracts were washed with water and brine then dried over magnesium sulfate. Filtration and concentration followed by flash chromatography (5:1 hexanes:ethyl acetate) provided N-cyclopentyl-3-[2-
- 20 (cyclopentylamino)-5,6-dimethyl-4-pyrimidinyl]-2-(3-methylphenyl)pyrazolo[1,5-a]pyridin-7-amine (40 mg, 44%) as a clear oil. R_f 0.32 (4:1 hexanes:ethyl acetate); ^1H NMR (CDCl_3) δ 7.57 (s, 1H), 7.33 (d, 1H), 7.19-7.11 (m, 3H), 6.91 (d, 1H), 6.03 (d, 1H), 6.93 (d, 1H), 4.91 (d, 1H), 4.29 (m, 1H), 4.01 (m, 1H), 2.34 (s, 3H), 2.28 (s, 3H), 2.15 (m, 2H), 1.99 (broad, 2H), 1.87-1.40 (m, 15H); MS m/z 481 (M+1). To a solution of the product (20 mg) in ether was added 1 M HCl in ether. The precipitated solid was
- 25 isolated to give the corresponding HCl salt.

Example 49: 3-[2-(Cyclopentylamino)-4-pyrimidinyl]-N-isopropyl-2-(3-methylphenyl)pyrazolo[1,5-*a*]pyridin-7-amine.



- 5 In a similar manner as described in Example 46 from 4-[7-chloro-2-(3-methylphenyl)pyrazolo[1,5-*a*]pyridin-3-yl]-*N*-cyclopentyl-2-pyrimidinamine (100 mg, 0.25 mmol) and isopropylamine was obtained 3-[2-(cyclopentylamino)-4-pyrimidinyl]-*N*-isopropyl-2-(3-methylphenyl)pyrazolo[1,5-*a*]pyridin-7-amine (36 mg, 34%) as a yellow foam. ¹H NMR (CDCl₃) δ 7.97 (d, 1H), 7.79 (d, 1H), 7.47 (s, 1H), 7.41 (d, 1H), 7.34-7.23 (m, 3H), 6.28 (d, 1H), 6.00 (d, 1H), 5.98 (d, 1H), 5.14 (d, 1H), 4.35 (m, 1H), 3.85 (m, 1H), 2.40 (s, 3H), 2.07 (m, 2H), 1.75 (m, 2H), 1.66 (m, 2H), 1.56 (m, 2H), 1.36 (d, 6H); MS *m/z* 427 (M+1).

15 Example 50: 4-[7-Chloro-2-(3-methoxyphenyl)pyrazolo[1,5-*a*]pyridin-3-yl]-*N*-cyclopentyl-2-pyrimidinamine.



20

a) 2-(6-Chloro-2-pyridinyl)-1-(3-methoxyphenyl)ethanone.

- In a similar manner as described in Example 1 from ethyl 3-methoxybenzoate (30 g, 166 mmol) and 6-chloropicoline (21.2 g, 166 mmol) was obtained 2-(6-chloro-2-pyridinyl)-1-(3-methoxyphenyl)ethanone as a mixture of ketone and enol tautomers. This product was used directly in the next step.

b) 2-(6-Chloro-2-pyridinyl)-1-(3-methoxyphenyl)ethanone oxime.

In a similar manner as described in Example 1 from 2-(6-chloro-2-pyridinyl)-1-(3-methoxyphenyl)ethanone was obtained 2-(6-chloro-2-pyridinyl)-1-(3-methoxyphenyl)ethanone oxime (33.1g, yield for the two steps 72%) as a white solid.

5 ¹H NMR (CDCl₃) δ 8.22 (broad s, 1H), 7.52 (t, 1H), 7.34 (m, 1H), 7.26-7.25 (m, 2H), 7.17-7.05 (d, 2H), 6.90 (m, 1H), 4.36 (s, 2H), 3.81 (s, 3H); MS *m/z* 277.

c) 7-Chloro-2-(3-methoxyphenyl)pyrazolo[1,5-*a*]pyridine.

In a similar manner as described in Example 1 from 2-(6-chloro-2-pyridinyl)-1-(3-methoxyphenyl)ethanone oxime (33.0 g, 119 mmol) was obtained 7-chloro-2-(3-methoxyphenyl)pyrazolo[1,5-*a*]pyridine (23.1 g, 75% yield) as a pale yellow solid. ¹H NMR (CDCl₃) δ 7.59 (m, 2H), 7.49 (d, 1H), 7.37 (t, 1H), 7.07 (t, 1H), 6.95-6.94 (dd, 1H), 6.91 (s, 1H), 6.88 (d, 1H), 3.90 (s, 3H); MS *m/z* 259.

15 d) 7-Chloro-2-(3-methoxyphenyl)pyrazolo[1,5-*a*]pyridine-3-carbaldehyde.

In a similar manner as described in Example 46 from 7-chloro-2-(3-methoxyphenyl)pyrazolo[1,5-*a*]pyridine (23 g, 88.9 mmol) was obtained 7-chloro-2-(3-methoxyphenyl)pyrazolo[1,5-*a*]pyridine-3-carbaldehyde (21.6 g, 84%) as a white solid. ¹H NMR (CDCl₃) δ 10.13 (s, 1H), 8.40 (d, 1H), 7.52-7.42 (m, 2H), 7.35 (m, 2H), 7.21
20 (d, 1H), 7.06 (d, 1H), 3.89 (s, 3H); MS *m/z* 287.

e) 1-[7-Chloro-2-(3-methoxyphenyl)pyrazolo[1,5-*a*]pyridin-3-yl]-2-propyn-1-ol.

In a similar manner as described in Example 46 from 7-chloro-2-(3-methoxyphenyl)pyrazolo[1,5-*a*]pyridine-3-carbaldehyde (17.25 g, 60.1 mmol) and ethynylmagnesium bromide was obtained 1-[7-chloro-2-(3-methoxyphenyl)pyrazolo[1,5-*a*]pyridin-3-yl]-2-propyn-1-ol (19.0 g, 100%). ¹H NMR (CDCl₃) δ 8.02 (d, 1H), 7.38-7.32 (m, 3H), 7.17 (t, 1H), 6.98-6.97 (d, 2H), 5.82 (m, 1H), 3.86 (s, 3H), 2.67 (s, 1H), 2.53 (d, 1H); MS *m/z* 313.

f) 1-[7-Chloro-2-(3-methoxyphenyl)pyrazolo[1,5-*a*]pyridin-3-yl]-2-propyn-1-one.

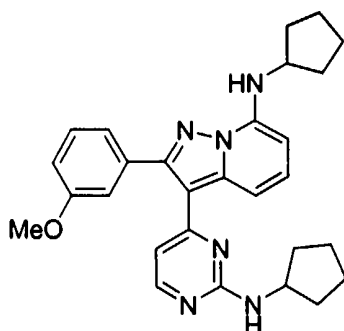
In a similar manner as described in Example 46 from 1-[7-chloro-2-(3-methoxyphenyl)pyrazolo[1,5-*a*]pyridin-3-yl]-2-propyn-1-ol (19 g, 60.8 mmol) was obtained 1-[7-chloro-2-(3-methoxyphenyl)pyrazolo[1,5-*a*]pyridin-3-yl]-2-propyn-1-one (14.4 g, yield 76%) as an orange colored solid. ¹H NMR (CDCl₃) δ 8.47 (d, 1H), 7.52 (t, 1H), 7.36 (t, 1H), 7.29-7.21 (m, 3H), 7.02 (dd, 1H), 3.86 (s, 3H), 2.92 (s, 1H); MS *m/z* 311.

g) 4-[7-Chloro-2-(3-methoxyphenyl)pyrazolo[1,5-*a*]pyridin-3-yl]-*N*-cyclopentyl-2-pyrimidinamine.

In a similar manner as described in Example 46 from 1-[7-chloro-2-(3-methoxyphenyl)pyrazolo[1,5-*a*]pyridin-3-yl]-2-propyn-1-one (1.0 g, 3.2 mmol) and cyclopentyl guanidine hydrochloride was obtained 4-[7-chloro-2-(3-methoxyphenyl)pyrazolo[1,5-*a*]pyridin-3-yl]-*N*-cyclopentyl-2-pyrimidinamine (0.34 g, yield 25%) as a pale yellow foam. ¹H NMR (CDCl₃) δ 8.52 (d, 1H), 8.05 (d, 1H), 7.43-7.23 (m, 4H), 7.11 (d, 1H), 7.03 (dd, 1H), 6.40 (d, 1H), 5.45 (broad s, 1H), 4.40 (m, 1H), 3.86 (s, 3H), 2.10 (m, 2H), 1.85-1.59 (m, 6H); MS *m/z* 420.

Example 51: *N*-Cyclopentyl-3-[2-(cyclopentylamino)-4-pyrimidinyl]-2-(3-methoxyphenyl)pyrazolo[1,5-*a*]pyridin-7-amine.

25



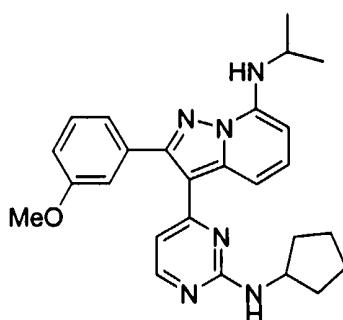
In a similar manner as described in Example 1 from 4-[7-chloro-2-(3-methoxyphenyl)pyrazolo[1,5-*a*]pyridin-3-yl]-*N*-cyclopentyl-2-pyrimidinamine (500 mg, 1.19 mmol) and cyclopentylamine was obtained *N*-cyclopentyl-3-[2-(cyclopentylamino)-4-pyrimidinyl]-2-(3-methoxyphenyl)pyrazolo[1,5-*a*]pyridin-7-

amine (389 mg, yield 70%) as a yellow foam. ¹H NMR (CDCl₃) δ 7.92 (d, 1H), 7.79 (d, 1H), 7.38-7.30 (m, 2H), 7.21-7.18 (m, 2H), 6.99 (d, 1H), 6.30 (d, 1H), 6.04 (m, 2H), 5.38 (broad s, 1H), 4.36 (m, 1H), 4.00 (m, 1H), 3.82 (s, 3H), 2.14-2.06 (m, 4H), 1.82-1.57 (m, 12H); MS *m/z* 469.

5

Example 52: 3-[2-(Cyclopentylamino)-4-pyrimidinyl]-*N*-isopropyl-2-(3-methoxyphenyl)pyrazolo[1,5-*a*]pyridin-7-amine.

10



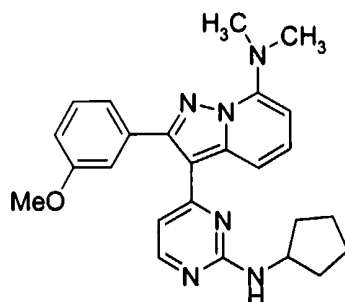
15 In a similar manner as described in Example 1 from 4-[7-chloro-2-(3-methoxyphenyl)pyrazolo[1,5-*a*]pyridin-3-yl]-*N*-cyclopentyl-2-pyrimidinamine (150 mg, 0.36 mmol) and isopropylamine was obtained 3-[2-(cyclopentylamino)-4-pyrimidinyl]-*N*-isopropyl-2-(3-methoxyphenyl)pyrazolo[1,5-*a*]pyridin-7-amine (98 mg, yield 62%) as a yellow foam. ¹H NMR (CDCl₃) δ 7.93 (s, 1H), 7.78 (d, 1H), 7.38-7.31 (m, 2H), 7.22-7.18 (m, 2H), 6.99 (d, 1H), 6.30 (d, 1H), 6.03 (d, 1H), 5.96 (d, 1H), 5.30 (broad s, 1H), 4.36 (m, 1H), 3.85 (m, 1H), 3.82 (s, 3H), 2.10-2.06 (m, 2H), 1.76-1.53 (m, 6H), 1.37 (d, 6H); MS *m/z* 443.

20

25

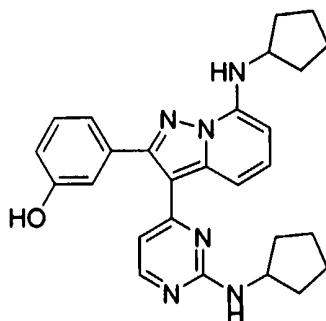
Example 53: 3-[2-(Cyclopentylamino)-4-pyrimidinyl]-2-(3-methoxyphenyl)-*N,N*-dimethylpyrazolo[1,5-*a*]pyridin-7-amine.

30



To a solution of 4-[7-chloro-2-(3-methoxyphenyl)pyrazolo[1,5-*a*]pyridin-3-yl]-*N*-cyclopentyl-2-pyrimidinamine (60 mg, 0.14 mmol) in *N,N*-dimethylformamide (10 mL) was added dimethylamine (7 mL, 40% in water). The solution was heated in a steel bomb at 100 °C for 3 days. The bomb was cooled to room temperature and ethyl acetate was added to the reaction mixture. The organics were washed with water, brine and dried over magnesium sulfate. Filtration and concentration followed by purification with flash chromatography (95:5-dichloromethane: methanol) gave 3-[2-(cyclopentylamino)-4-pyrimidinyl]-2-(3-methoxyphenyl)-*N,N*-dimethylpyrazolo[1,5-*a*]pyridin-7-amine (43 mg, 70%) as a yellow foam. ¹H NMR (CDCl₃) δ 8.11 (d, 1H), 7.95 (s, 1H), 7.35-7.30 (m, 2H), 7.24-7.21 (m, 2H), 6.97 (dd, 1H), 6.36 (d, 1H), 6.32 (d, 1H), 5.40 (broad s, 1H), 4.37 (m, 1H), 3.80 (s, 3H), 3.12 (s, 6H), 2.11-2.06 (m, 2H), 1.77-1.56 (m, 6H); MS *m/z* 429.

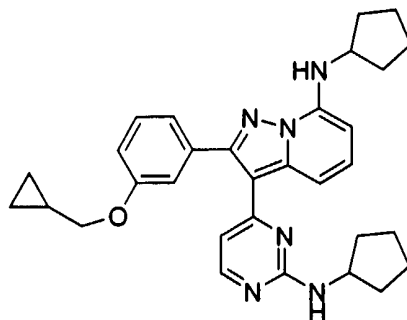
Example 54: 3-{7-(Cyclopentylamino)-3-[2-(cyclopentylamino)-4-pyrimidinyl]pyrazolo[1,5-*a*]pyridin-2-yl}phenol.



In a similar manner as described in Example 4 from *N*-cyclopentyl-3-[2-(cyclopentylamino)-4-pyrimidinyl]-2-(3-methoxyphenyl)pyrazolo[1,5-*a*]pyridin-7-amine (150 mg, 0.32 mmol) was obtained 3-{7-(cyclopentylamino)-3-[2-(cyclopentylamino)-4-pyrimidinyl]pyrazolo[1,5-*a*]pyridin-2-yl}phenol (126 mg, yield 87%) as a yellow foam. ¹H NMR (CDCl₃) δ 7.83 (d, 1H), 7.77 (d, 1H), 7.35-7.28 (m, 2H), 7.21 (d, 1H), 7.06 (s, 1H), 6.95 (dd, 1H), 6.39 (d, 1H), 6.05-6.02 (m, 2H), 5.29 (s, 1H), 5.22 (m, 1H), 4.31 (m, 1H), 3.99 (m, 1H), 2.12-1.98 (m, 4H), 1.80-1.46 (m, 12H); MS *m/z* 455.

Example 55: *N*-Cyclopentyl-3-[2-(cyclopentylamino)-4-pyrimidinyl]-2-[3-(cyclopropylmethoxy)phenyl]pyrazolo[1,5-*a*]pyridin-7-amine.

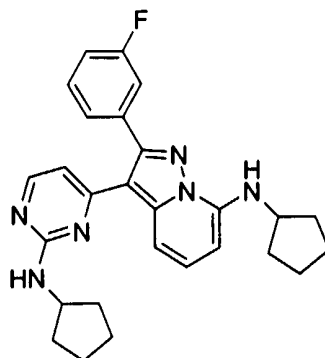
5



10 To a solution of 3-{7-(cyclopentylamino)-3-[2-(cyclopentylamino)-4-pyrimidinyl]pyrazolo[1,5-*a*]pyridin-2-yl}phenol (400 mg, 0.88 mmol) in acetonitrile (80 mL) was added cesium carbonate (315 mg, 0.97 mmol) and (bromomethyl)-cyclopropane (0.26 mL, 2.64 mmol). The reaction mixture was heated at reflux for 6 hours. After the reaction was cooled to room temperature, ethyl acetate was added
15 and the organic phase was washed with water, brine and dried over magnesium sulfate. Filtration and concentration followed by purification with silica gel chromatography (3:2 hexanes/ethyl acetate) gave *N*-cyclopentyl-3-[2-(cyclopentylamino)-4-pyrimidinyl]-2-[3-(cyclopropylmethoxy)phenyl]pyrazolo[1,5-*a*]pyridin-7-amine (320 mg, 71%) as yellow solid. ¹H NMR (CDCl₃): δ 7.97 (d, 1H), 7.78 (d, 1H), 7.33 (m, 2H), 7.18 (m, 2H), 6.98 (m, 1H), 6.30 (d, 1H), 6.02 (m, 2H), 5.08 (d, 1H), 4.35 (m, 1H), 3.99 (m, 1H), 3.80 (d, 2H), 2.014 (m, 4H), 1.83-1.55 (m, 12H), 1.22 (m, 1H), 0.61 (m, 2H), 0.35 (m, 2H). MS *m/z* 509 (M+1).

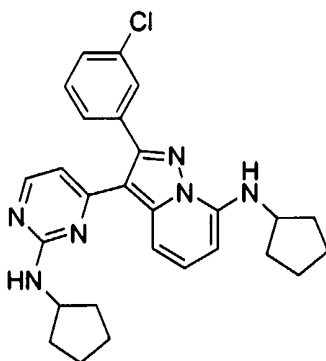
25 Example 56: *N*-Cyclopentyl-3-[2-(cyclopentylamino)-4-pyrimidinyl]-2-(3-fluorophenyl)pyrazolo[1,5-*a*]pyridin-7-amine.

30



In a similar manner as described for above examples the title compound was prepared as a yellow solid. R_f 0.43 (99:1 dichloromethane:methanol); ¹H NMR (CDCl₃): δ 8.06 (d, 1H), 7.76 (d, 1H), 7.47-7.30 (m, 4H), 7.17 (m, 1H), 6.35 (d, 1H), 6.10-6.04 (m, 2H), 5.15 (d, 1H), 4.36 (m, 1H), 4.05 (m, 1H), 2.21-2.07 (m, 4H), 1.88-1.54 (m, 12H); MS *m/z* 457 (M+1).

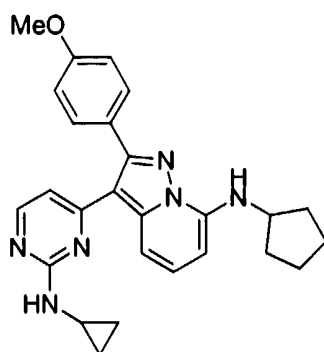
Example 57: 2-(3-Chlorophenyl)-N-cyclopentyl-3-[2-(cyclopentylamino)-4-pyrimidinyl]pyrazolo[1,5-*a*]pyridin-7-amine.



In a similar manner as described for above examples the title compound was prepared as a yellow solid. R_f 0.48 (49:1 dichloromethane:methanol); ¹H NMR (DMSO-*d*₆) δ 8.02 (d, 1H), 7.73-7.67 (br, 2H), 7.56-7.44 (m, 2H), 7.36 (t, 1H), 7.01 (d, 1H), 6.61 (d, 1H), 6.22-6.17 (m, 2H), 4.09 (br, 1H), 3.98 (m, 1H), 2.04 (m, 2H), 1.84 (m, 2H), 1.72-1.48 (m, 12H); MS *m/z* 473 (M+1). Anal. Calcd for C₂₇H₂₉ClN₆: C, 68.56; H, 6.18; N, 17.77. Found: C, 68.55; H, 6.20; N, 17.64.

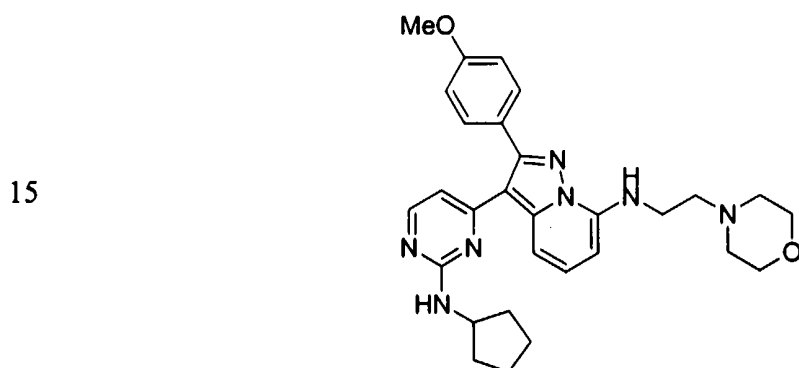
20

Example 58: N-Cyclopentyl-3-[2-(cyclopropylamino)-4-pyrimidinyl]-2-(4-methoxyphenyl)pyrazolo[1,5-*a*]pyridin-7-amine.



In a similar manner as described in Example 1 from (2*E*)-1-[7-(cyclopentylamino)-2-(4-methoxyphenyl)pyrazolo[1,5-*a*]pyridin-3-yl]-3-(dimethylamino)-2-propen-1-one (0.25 g, 0.62 mmol) and *N*-cyclopropylguanidine sulfate was obtained *N*-cyclopentyl-3-[2-(cyclopropylamino)-4-pyrimidinyl]-2-(4-methoxyphenyl)pyrazolo[1,5-*a*]pyridin-7-amine (0.11 g, 41%) as a light yellow solid. ¹H NMR (CDCl₃): δ 7.95 (m, 2 H), 7.57 (d, 2 H), 7.31 (t, 1 H), 6.90 (d, 2 H), 6.37 (d, 1 H), 6.04 (m, 2H), 4.00 (m, 1 H), 3.87 (s, 3 H), 2.87 (m, 1 H), 2.12 (m, 2 H), 1.82-1.55 (m, 6 H), 0.87 (m, 2 H), 0.64 (m, 2 H); MS *m/z* 441 (M+1).

10 Example 59: 3-[2-(Cyclopentylamino)-4-pyrimidinyl]-2-(4-methoxyphenyl)-*N*-[2-(4-morpholinyl)ethyl]pyrazolo[1,5-*a*]pyridin-7-amine.



a) 7-Chloro-2-(4-methoxyphenyl)pyrazolo[1,5-*a*]pyridine-3-carbaldehyde.

20 In a similar manner as described in Example 46 from 7-chloro-2-(4-methoxyphenyl)pyrazolo[1,5-*a*]pyridine (5.0 g, 19.3 mmol) was obtained 7-chloro-2-(4-methoxyphenyl)pyrazolo[1,5-*a*]pyridine-3-carbaldehyde (5.11 g, 92%) as a pale yellow crystalline solid. ¹H NMR (CDCl₃): δ 10.14 (s, 1 H), 8.40 (d, 1 H), 7.78 (d, 2 H), 7.50 (t, 1 H), 7.21 (d, 1 H), 7.08 (d, 2 H), 3.91 (s, 3 H); MS *m/z* 287 (M+1).

25

b) 1-[7-Chloro-2-(4-methoxyphenyl)pyrazolo[1,5-*a*]pyridin-3-yl]-2-propyn-1-ol.

30 In a similar manner as described in Example 46 from 7-chloro-2-(4-methoxyphenyl)pyrazolo[1,5-*a*]pyridine-3-carbaldehyde (5.11 g, 17.8 mmol) and ethynylmagnesium bromide (89 mL, 0.5 M in tetrahydrofuran, 44.6 mmol) at 0°C was obtained 1-[7-chloro-2-(4-methoxyphenyl)pyrazolo[1,5-*a*]pyridin-3-yl]-2-propyn-1-ol (5.22 g, 94%) as an off-white solid. ¹H NMR (CDCl₃): δ 8.02 (d, 1 H), 7.73 (d, 2 H),

7.18 (t, 1 H), 7.02 (d, 2 H), 6.97 (d, 1 H), 5.79 (m, 1 H), 3.87 (s, 3 H), 2.68 (m, 1 H), 2.25 (d, 1H).

c) 1-[7-Chloro-2-(4-methoxyphenyl)pyrazolo[1,5-*a*]pyridin-3-yl]-2-propyn-1-one.

In a similar manner as described in Example 46 from 1-[7-chloro-2-(4-methoxyphenyl)pyrazolo[1,5-*a*]pyridin-3-yl]-2-propyn-1-ol (5.22 g, 16.7 mmol) and manganese dioxide (58.0 g, 668 mmol) in dichloromethane (250 mL) was obtained 1-[7-chloro-2-(4-methoxyphenyl)pyrazolo[1,5-*a*]pyridin-3-yl]-2-propyn-1-one (3.46 g, 67%) as a gold solid. ¹H NMR (CDCl₃): δ 8.47 (d, 1 H), 7.67 (d, 2 H), 7.50 (t, 1 H), 7.20 (d, 1 H), 6.98 (d, 2 H), 3.87 (s, 3 H), 2.97 (s, 1 H); MS *m/z* 333 (M+1).

d) 4-[7-Chloro-2-(4-methoxyphenyl)pyrazolo[1,5-*a*]pyridin-3-yl]-*N*-cyclopentyl-2-pyrimidinamine.

To a mixture of 1-[7-chloro-2-(4-methoxyphenyl)pyrazolo[1,5-*a*]pyridin-3-yl]-2-propyn-1-one (1.57 g, 5.0 mmol) and *N*-cyclopentylguanidine hydrochloride (1.07 g, 6.6 mmol) in ethanol (50 mL) was added sodium ethoxide (2.5 mL, 21 wt% in ethanol, 6.6 mmol). The resulting suspension was stirred overnight at room temperature, then diluted with water and extracted with ethyl acetate. The organic extracts were washed with brine and dried over magnesium sulfate. Filtration and concentration followed by flash chromatography (7:3 to 3:2 hexanes-ethyl acetate) provided 4-[7-chloro-2-(4-methoxyphenyl)pyrazolo[1,5-*a*]pyridin-3-yl]-*N*-cyclopentyl-2-pyrimidinamine (1.77 g, 83%) as a pale yellow solid. ¹H NMR (CDCl₃): δ 8.44 (d, 1 H), 8.05 (d, 1 H), 7.60 (d, 2 H), 7.28 (m, 1 H), 7.06-6.96 (m, 3 H), 6.38 (d, 1 H), 5.31 (broad, 1 H), 4.38 (m, 1 H), 3.88 (s, 3 H), 2.12 (m, 2 H), 1.84-1.53 (m, 6 H); MS *m/z* 420 (M+1).

e) 3-[2-(Cyclopentylamino)-4-pyrimidinyl]-2-(4-methoxyphenyl)-*N*-[2-(4-morpholinyl)ethyl]pyrazolo[1,5-*a*]pyridin-7-amine.

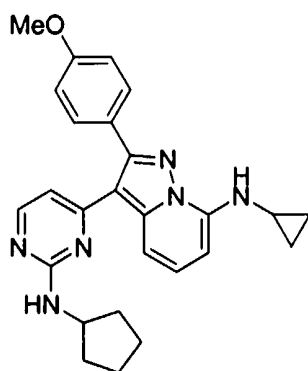
A mixture of 4-[7-chloro-2-(4-methoxyphenyl)pyrazolo[1,5-*a*]pyridin-3-yl]-*N*-cyclopentyl-2-pyrimidinamine (150 mg, 0.36 mmol) and 4-(2-aminoethyl)morpholine (3 mL, 21.2 mmol) was heated at 140 °C for 4 hours. Concentration of the reaction

mixture followed by flash chromatography (3:1 ethyl acetate-hexane to ethyl acetate) provided 3-[2-(cyclopentylamino)-4-pyrimidinyl]-2-(4-methoxyphenyl)-*N*-[2-(4-morpholinyl)ethyl]pyrazolo[1,5-*a*]pyridin-7-amine (135 mg, 74%) as a pale yellow foam. ¹H NMR (CDCl₃): δ 8.01 (d, 1 H), 7.78 (d, 1 H), 7.61 (d, 2 H), 7.30 (t, 1 H), 6.99 (d, 2 H), 6.52 (t, 1 H), 6.36 (d, 1 H), 5.98 (d, 1 H), 5.08 (d, 1 H), 4.37 (m, 1 H), 3.88 (s, 3 H), 3.76 (m, 4 H), 3.46 (q, 2 H), 2.76 (t, 2 H), 2.54 (m, 4 H), 2.12-1.52 (m, 8 H); MS *m/z* 514 (M+1).

Example 60: 3-[2-(Cyclopentylamino)-4-pyrimidinyl]-*N*-cyclopropyl-2-(4-methoxyphenyl)pyrazolo[1,5-*a*]pyridin-7-amine.

10

15



20

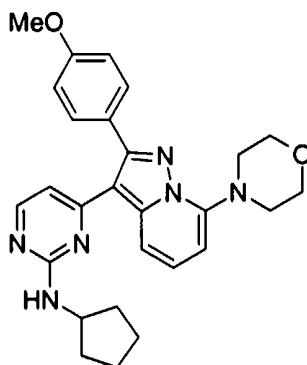
25

30

To a solution of 4-[7-chloro-2-(4-methoxyphenyl)pyrazolo[1,5-*a*]pyridin-3-yl]-*N*-cyclopentyl-2-pyrimidinamine (0.39 g, 0.93 mmol) in toluene (20 mL) was added successively *racemic*-BINAP (34.7 mg, 0.06 mmol), cesium carbonate (0.91 g, 2.8 mmol), cyclopropylamine (0.64 mL, 9.3 mmol) and palladium (II) acetate (8.3 mg, 0.04 mmol). The resultant mixture was heated under reflux for 8 hours. After cooling to room temperature the reaction mixture was partitioned between ether and water. The organic layer was washed with brine and dried over magnesium sulfate. Filtration and concentration followed by flash chromatography (3:1 hexanes-ethyl acetate) provided 3-[2-(cyclopentylamino)-4-pyrimidinyl]-*N*-cyclopropyl-2-(4-methoxyphenyl)pyrazolo[1,5-*a*]pyridin-7-amine (0.30 g, 73%) as a pale yellow solid. ¹H NMR (CDCl₃): δ 7.95 (d, 1 H), 7.85 (d, 1 H), 7.56 (d, 2 H), 7.36 (t, 1 H), 6.99 (d, 2 H), 6.40 (d, 1 H), 6.33 (m, 2 H), 4.38 (m, 1 H), 3.88 (s, 3 H), 2.68 (m, 1 H), 2.09 (m, 2 H), 1.81-1.57 (m, 6 H), 0.89 (m, 2 H), 0.75 (m, 2 H); MS *m/z* 441 (M+1).

Example 61: *N*-Cyclopentyl-4-[2-(4-methoxyphenyl)-7-(4-morpholinyl)pyrazolo[1,5-*a*]pyridin-3-yl]-2-pyrimidinamine.

5

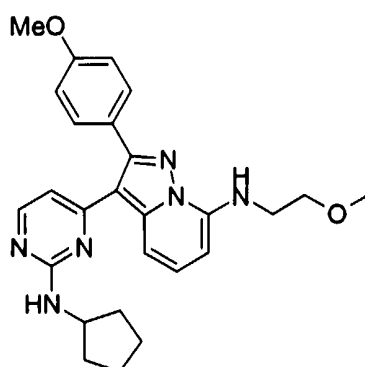


10 A mixture of 4-[7-chloro-2-(4-methoxyphenyl)pyrazolo[1,5-*a*]pyridin-3-yl]-*N*-cyclopentyl-2-pyrimidinamine (75 mg, 0.18 mmol) and morpholine (5 mL, 57 mmol) was heated at 120°C for 4 hours, then cooled and concentrated. Flash chromatography (3:1 to 1:3 hexanes-ethyl acetate) afforded *N*-cyclopentyl-4-[2-(4-methoxyphenyl)-7-(4-morpholinyl)pyrazolo[1,5-*a*]pyridin-3-yl]-2-pyrimidinamine (72

15 mg, 86%) as a yellow solid. ¹H NMR (CDCl₃): δ 8.14 (d, 1 H), 7.93 (broad, 1 H), 7.58 (d, 2 H), 7.33 (t, 1 H), 6.97 (d, 2 H), 6.35 (m, 2 H), 4.38 (m, 1 H), 3.99 (m, 4 H), 3.87 (s, 3 H), 3.50 (m, 4 H), 2.08 (m, 2 H), 1.79-1.54 (m, 6 H); MS *m/z* 471 (M+1).

20 Example 62: 3-[2-(Cyclopentylamino)-4-pyrimidinyl]-*N*-(2-methoxyethyl)-2-(4-methoxyphenyl)pyrazolo[1,5-*a*]pyridin-7-amine.

25

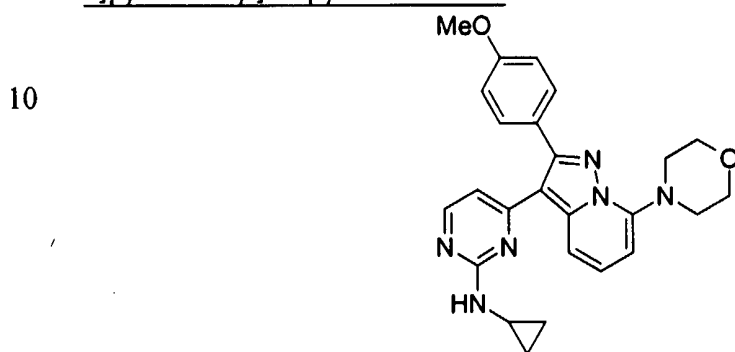


A mixture of 4-[7-chloro-2-(4-methoxyphenyl)pyrazolo[1,5-*a*]pyridin-3-yl]-*N*-cyclopentyl-2-pyrimidinamine (75 mg, 0.18 mmol) and 2-methoxyethylamine (5 mL, 58 mmol) was heated at 90°C for 72 hours, then cooled and concentrated. Flash chromatography (1:1 to 1:3 hexanes-ethyl acetate) provided 3-[2-(cyclopentylamino)-

30

4-pyrimidinyl]-*N*-(2-methoxyethyl)-2-(4-methoxyphenyl)pyrazolo[1,5-*a*]pyridin-7-amine (80.4 mg, 98%) as an off-white solid. ¹H NMR (CDCl₃): δ 7.98 (d, 1 H), 7.81 (d, 1 H), 7.59 (d, 2 H), 7.31 (t, 1 H), 6.99 (d, 2 H), 6.35–6.29 (m, 2 H), 6.03 (d, 1 H), 5.15 (broad, 1 H), 4.38 (m, 1 H), 3.89 (s, 3 H), 3.72 (t, 2 H), 3.57 (q, 2 H), 3.43 (s, 3 H), 2.09 (m, 2 H), 1.80–1.53 (m, 6 H); MS *m/z* 459 (M+1).

Example 63: *N*-Cyclopropyl-4-[2-(4-methoxyphenyl)-7-(4-morpholinyl)pyrazolo[1,5-*a*]pyridin-3-yl]-2-pyrimidinamine.



a) 4-[7-Chloro-2-(4-methoxyphenyl)pyrazolo[1,5-*a*]pyridin-3-yl]-*N*-cyclopropyl-2-pyrimidinamine.

In a similar manner as described in examples above from 1-[7-chloro-2-(4-methoxyphenyl)pyrazolo[1,5-*a*]pyridin-3-yl]-2-propyn-1-one (1.80 g, 5.8 mmol) and *N*-cyclopropylguanidine sulfate (1.50 g, 7.5 mmol) was prepared 4-[7-chloro-2-(4-methoxyphenyl)pyrazolo[1,5-*a*]pyridin-3-yl]-*N*-cyclopropyl-2-pyrimidinamine (1.31 g, 58%) as a yellow solid. ¹H NMR (CDCl₃): δ 8.61 (broad, 1 H), 8.09 (broad, 1 H), 7.59 (d, 2 H), 7.28–7.23 (m, 1 H), 7.03 (d, 1 H), 6.98 (d, 2 H), 6.43 (d, 1 H), 5.41 (broad, 1 H), 3.87 (s, 3 H), 2.86 (m, 1 H), 0.88 (m, 2 H), 0.65 (m, 2 H); MS *m/z* 392 (M+1).

25

b) *N*-Cyclopropyl-4-[2-(4-methoxyphenyl)-7-(4-morpholinyl)pyrazolo[1,5-*a*]pyridin-3-yl]-2-pyrimidinamine.

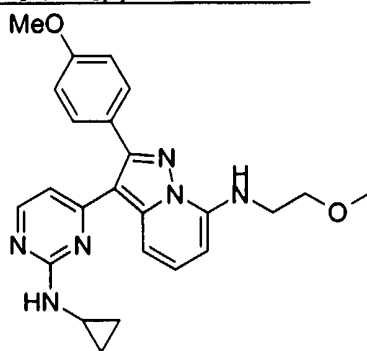
A mixture of 4-[7-chloro-2-(4-methoxyphenyl)pyrazolo[1,5-*a*]pyridin-3-yl]-*N*-cyclopropyl-2-pyrimidinamine (75 mg, 0.19 mmol) and morpholine (2 mL, 23 mmol) was heated in a sealed tube at 140°C for 4 hours. After cooling to room temperature, the mixture was concentrated. Flash chromatography (1:1 to 1:3 hexanes-ethyl

30

acetate) provided *N*-cyclopropyl-4-[2-(4-methoxyphenyl)-7-(4-morpholinyl)pyrazolo[1,5-*a*]pyridin-3-yl]-2-pyrimidinamine (78.4 mg, 92%) as an off-white solid. ¹H NMR (CDCl₃): δ 8.29 (d, 1 H), 8.08 (d, 1 H), 7.61 (d, 2 H), 7.31 (t, 1 H), 6.98 (d, 2 H), 6.45 (d, 1 H), 6.33 (d, 1 H), 5.40 (broad, 1 H), 4.00 (m, 4 H), 3.89 (s, 3 H), 3.51 (m, 4 H), 2.88 (m, 1 H), 0.89 (m, 2 H), 0.65 (m, 2 H); MS *m/z* 443 (M+1).

Example 64: 3-[2-(Cyclopropylamino)-4-pyrimidinyl]-*N*-(2-methoxyethyl)-2-(4-methoxyphenyl)pyrazolo[1,5-*a*]pyridin-7-amine.

10

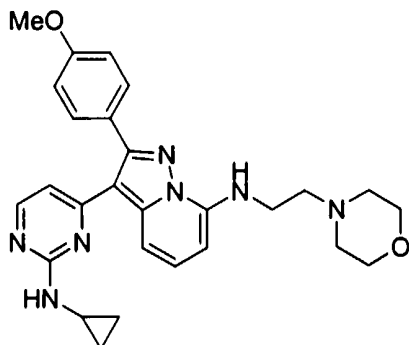


15

A mixture of 4-[7-chloro-2-(4-methoxyphenyl)pyrazolo[1,5-*a*]pyridin-3-yl]-*N*-cyclopropyl-2-pyrimidinamine (75 mg, 0.19 mmol) and 2-methoxyethylamine (5 mL, 58 mmol) was heated in a sealed tube at 140°C for 24 hours. After cooling to room temperature, the mixture was concentrated. Flash chromatography (1:1 to 1:3 hexanes-ethyl acetate) provided 3-[2-(cyclopropylamino)-4-pyrimidinyl]-*N*-(2-methoxyethyl)-2-(4-methoxyphenyl)pyrazolo[1,5-*a*]pyridin-7-amine (77.7 mg, 95%) as a yellow solid. ¹H NMR (CDCl₃): δ 8.03 (d, 1 H), 7.96 (d, 1 H), 7.60 (d, 2 H), 7.31 (t, 1 H), 7.00 (d, 2 H), 6.41 (d, 1 H), 6.31 (t, 1 H), 6.04 (d, 1 H), 5.40 (broad, 1 H), 3.89 (s, 3 H), 3.72 (t, 2 H), 3.57 (q, 2 H), 3.43 (s, 3 H), 2.88 (m, 1 H), 0.88 (m, 2 H), 0.64 (m, 2 H); MS *m/z* 431 (M+1).

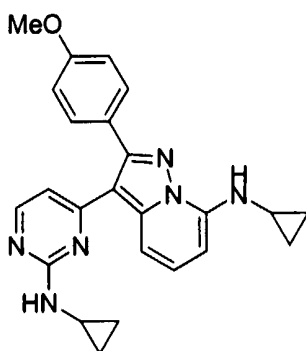
25

5 Example 65: 3-[2-(Cyclopropylamino)-4-pyrimidinyl]-2-(4-methoxyphenyl)-N-[2-(4-morpholinyl)ethyl]pyrazolo[1,5-*a*]pyridin-7-amine.



10 In a similar manner as described in Example 64 from 4-[7-chloro-2-(4-methoxyphenyl)pyrazolo[1,5-*a*]pyridin-3-yl]-N-cyclopropyl-2-pyrimidinamine (75 mg, 0.19 mmol) was prepared 3-[2-(cyclopropylamino)-4-pyrimidinyl]-2-(4-methoxyphenyl)-N-[2-(4-morpholinyl)ethyl]pyrazolo[1,5-*a*]pyridin-7-amine (74.5 mg, 80%) as a light yellow foam. ¹H NMR (CDCl₃): δ 8.05 (d, 1 H), 7.93 (d, 1 H), 7.61 (d, 2 H), 7.31 (t, 1 H), 7.00 (d, 2 H), 6.52 (t, 1 H), 6.42 (d, 1 H), 6.00 (d, 1 H), 5.32 (broad, 1 H), 3.89 (s, 3 H), 3.76 (m, 4 H), 3.46 (q, 2 H), 2.88 (m, 1 H), 2.77 (t, 2 H), 2.55 (m, 4 H), 0.88 (m, 2 H), 0.64 (m, 2 H); MS *m/z* 486 (M+1).

20 Example 66: N-Cyclopropyl-3-[2-(cyclopropylamino)-4-pyrimidinyl]-2-(4-methoxyphenyl)pyrazolo[1,5-*a*]pyridin-7-amine.



25 a) 1-[7-(Cyclopropylamino)-2-(4-methoxyphenyl)pyrazolo[1,5-*a*]pyridin-3-yl]ethanone.

30 In a similar manner as described in Example 1 from 1-[7-chloro-2-(4-methoxyphenyl)pyrazolo[1,5-*a*]pyridin-3-yl]ethanone (1.15 g, 3.8 mmol) was prepared

1-[7-(cyclopropylamino)-2-(4-methoxyphenyl)pyrazolo[1,5-*a*]pyridin-3-yl]ethanone (1.22 g, 99%) as a thick yellow oil. ¹H NMR (CDCl₃): δ 7.77 (d, 1 H), 7.53-7.45 (m, 3 H), 7.03 (d, 2 H), 6.50 (d, 1 H), 6.37 (broad, 1 H), 3.89 (s, 3 H), 2.67 (m, 1 H), 2.15 (s, 3 H), 0.89 (m, 2 H), 0.74 (m, 2 H); MS *m/z* 322 (M+1).

5

b) (2*E*)-1-[7-(Cyclopropylamino)-2-(4-methoxyphenyl)pyrazolo[1,5-*a*]pyridin-3-yl]-3-(dimethylamino)-2-propen-1-one.

A solution of 1-[7-(cyclopropylamino)-2-(4-methoxyphenyl)pyrazolo[1,5-*a*]pyridin-3-yl]ethanone (1.22 g, 3.8 mmol) in *N,N*-dimethylformamide di-*tert*-butyl acetal (8 mL, 33 mmol) was heated under reflux for 4 hours. After cooling to room temperature, the reaction mixture was diluted with water and extracted with ethyl acetate. The organics were washed with water and brine, then dried over magnesium sulfate. Filtration and concentration followed by flash chromatography (1:1 hexanes-ethyl acetate to ethyl acetate) provided (2*E*)-1-[7-(cyclopropylamino)-2-(4-methoxyphenyl)pyrazolo[1,5-*a*]pyridin-3-yl]-3-(dimethylamino)-2-propen-1-one (1.19 g, 83%) as a gold foam. ¹H NMR (CDCl₃): δ 7.73 (d, 1 H), 7.62 (d, 2 H), 7.34 (t, 1 H), 6.97 (d, 2 H), 6.37 (d, 1 H), 6.29 (s, 1 H), 5.13 (d, 1 H), 3.85 (s, 3 H), 2.95 (broad, 3 H), 2.65 (m, 1 H), 2.50 (broad, 3 H), 0.86 (m, 2 H), 0.72 (m, 2 H); MS *m/z* 377 (M+1).

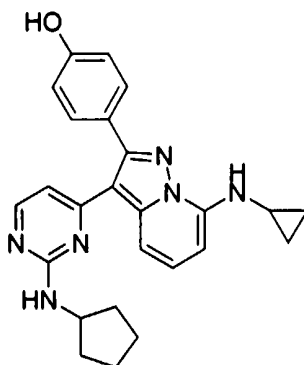
20 c) *N*-Cyclopropyl-3-[2-(cyclopropylamino)-4-pyrimidinyl]-2-(4-methoxyphenyl)pyrazolo[1,5-*a*]pyridin-7-amine.

In a similar manner as described in Example 1 from (2*E*)-1-[7-(cyclopropylamino)-2-(4-methoxyphenyl)pyrazolo[1,5-*a*]pyridin-3-yl]-3-(dimethylamino)-2-propen-1-one (1.19 g, 3.2 mmol) and *N*-cyclopropylguanidine sulfate (1.25 g, 6.3 mmol) was prepared *N*-cyclopropyl-3-[2-(cyclopropylamino)-4-pyrimidinyl]-2-(4-methoxyphenyl)pyrazolo[1,5-*a*]pyridin-7-amine (0.71 g, 55%) as a light yellow foam. ¹H NMR (CDCl₃): δ 8.04 (d, 1 H), 7.99 (d, 1 H), 7.57 (d, 2 H), 7.34 (t, 1 H), 6.99 (d, 2 H), 6.39 (m, 2 H), 6.33 (s, 1 H), 5.31 (s, 1 H), 3.89 (s, 3 H), 2.88 (m, 1 H), 2.68 (m, 1 H), 0.88 (m, 4 H), 0.75 (m, 2 H), 0.64 (m, 2 H); MS *m/z* 413 (M+1).

30

Example 67: 4-[3-[2-(Cyclopentylamino)-4-pyrimidinyl]-7-(cyclopropylamino)pyrazolo[1,5-*a*]pyridin-2-yl]phenol.

5

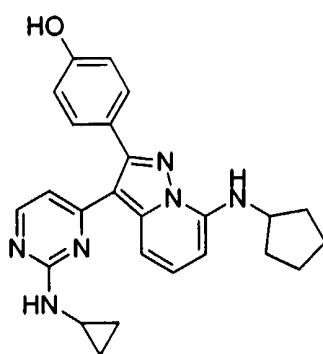


10 In a similar manner as described in Example 4 from 3-[2-(cyclopentylamino)-4-pyrimidinyl]-*N*-cyclopropyl-2-(4-methoxyphenyl)pyrazolo[1,5-*a*]pyridin-7-amine (0.24 g, 0.54 mmol) was prepared 4-[3-[2-(cyclopentylamino)-4-pyrimidinyl]-7-(cyclopropylamino)pyrazolo[1,5-*a*]pyridin-2-yl]phenol (0.17 g, 72%) as a gold foam. ¹H NMR (CDCl₃): δ 7.96 (d, 1 H), 7.82 (d, 1 H), 7.50 (d, 2 H), 7.35 (t, 1 H), 6.91 (d, 2 H), 6.39

15 (d, 1 H), 6.32 (m, 2 H), 5.13 (d, 1 H), 4.38 (m, 1 H), 2.68 (m, 1 H), 2.09 (m, 2 H), 1.80-1.53 (m, 6 H), 0.89 (m, 2 H), 0.75 (m, 2 H); MS *m/z* 427 (M+1).

Example 68: 4-{7-(Cyclopentylamino)-3-[2-(cyclopropylamino)-4-pyrimidinyl]-pyrazolo[1,5-*a*]pyridin-2-yl}phenol.

20



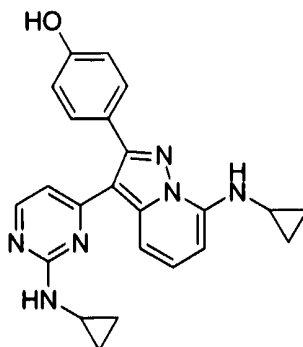
25

In a similar manner as described in Example 4 from *N*-cyclopentyl-3-[2-(cyclopropylamino)-4-pyrimidinyl]-2-(4-methoxyphenyl)pyrazolo[1,5-*a*]pyridin-7-amine (0.19 g, 0.43 mmol) was prepared 4-{7-(cyclopentylamino)-3-[2-

30 (cyclopropylamino)-4-pyrimidinyl]pyrazolo[1,5-*a*]pyridin-2-yl}phenol (0.12 g, 67%) as a gold foam. ¹H NMR (CDCl₃): δ 7.97 (d, 1 H), 7.89 (d, 1 H), 7.51 (d, 2 H), 7.32 (t, 1 H),

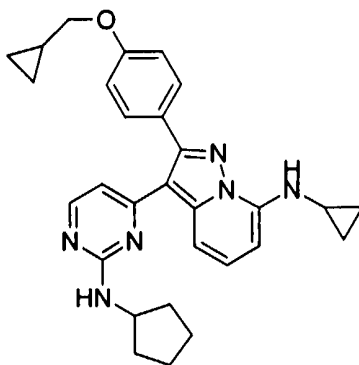
6.94 (d, 2 H), 6.37 (d, 1 H), 6.05 (d, 2 H), 5.42 (s, 1 H), 4.01 (m, 1 H), 2.87 (m, 1 H), 2.14 (m, 2 H), 1.83-1.55 (m, 6 H), 0.89 (m, 2 H), 0.65 (m, 2 H); MS m/z 427 (M+1).

Example 69: 4-{7-(Cyclopropylamino)-3-[2-(cyclopropylamino)-4-pyrimidinyl]-pyrazolo[1,5-*a*]pyridin-2-yl}phenol.



In a similar manner as described in Example 4 from *N*-cyclopropyl-3-[2-(cyclopropylamino)-4-pyrimidinyl]-2-(4-methoxyphenyl)pyrazolo[1,5-*a*]pyridin-7-amine (0.33 g, 0.80 mmol) was prepared 4-{7-(cyclopropylamino)-3-[2-(cyclopropylamino)-4-pyrimidinyl]pyrazolo[1,5-*a*]pyridin-2-yl}phenol (0.18 g, 56%) as a gold foam. $^1\text{H NMR}$ (CDCl_3): δ 7.98 (m, 2 H), 7.51 (d, 2 H), 7.36 (t, 1 H), 6.93 (d, 2 H), 6.42-6.34 (m, 3 H), 5.45 (broad, 1 H), 2.88 (m, 1 H), 2.68 (m, 1 H), 0.89 (m, 4 H), 0.76 (m, 2 H), 0.65 (m, 2 H); MS m/z 399 (M+1).

Example 70: 3-[2-(Cyclopentylamino)-4-pyrimidinyl]-*N*-cyclopropyl-2-[4-(cyclopropylmethoxy)phenyl]pyrazolo[1,5-*a*]pyridin-7-amine.

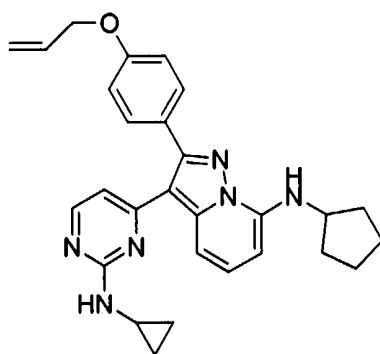


To a solution of 4-[3-[2-(cyclopentylamino)-4-pyrimidinyl]-7-(cyclopropylamino)pyrazolo[1,5-*a*]pyridin-2-yl]phenol (146 mg, 0.34 mmol) in *N,N*-

dimethylformamide (3 mL) was added cesium carbonate (0.22 g, 0.68 mmol) and (bromomethyl)cyclopropane (66 μ L, 0.68 mmol). The reaction was stirred for 1 hour at room temperature, then partitioned between water and ethyl acetate. The organic layer was washed with brine and dried over magnesium sulfate. Filtration and
5 concentration followed by flash chromatography (3:1 to 1:1 hexanes-ethyl acetate) provided 3-[2-(cyclopentylamino)-4-pyrimidinyl]-*N*-cyclopropyl-2-[4-(cyclopropylmethoxy)phenyl]pyrazolo[1,5-*a*]pyridin-7-amine (90.4 mg, 55%) as an off-white solid. ¹H NMR (CDCl₃): δ 7.99 (d, 1 H), 7.84 (d, 1 H), 7.55 (d, 2 H), 7.34 (t, 1 H), 6.98 (d, 2 H), 6.39-6.32 (m, 3 H), 5.08 (broad, 1 H), 4.37 (m, 1 H), 3.87 (d, 2 H), 2.68
10 (m, 1 H), 2.10 (m, 2 H), 1.80-1.27 (m, 6 H), 0.89 (m, 2 H), 0.78-0.65 (m, 4 H), 0.39 (m, 2 H); MS *m/z* 481 (M+1).

Example 71: 2-[4-(Allyloxy)phenyl]-*N*-cyclopentyl-3-[2-(cyclopropylamino)-4-pyrimidinyl]pyrazolo[1,5-*a*]pyridin-7-amine.

15



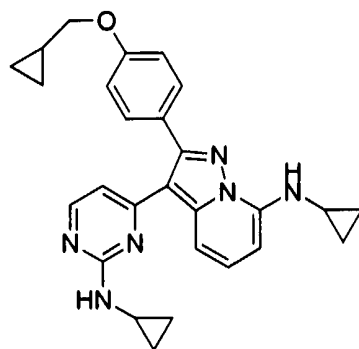
20

In a similar manner as described in Example 70 from 4-{7-(cyclopentylamino)-3-[2-(cyclopropylamino)-4-pyrimidinyl]pyrazolo[1,5-*a*]pyridin-2-yl}phenol (90 mg, 0.21 mmol) and allyl bromide (37 μ L, 0.42 mmol) was prepared 2-[4-(allyloxy)phenyl]-*N*-cyclopentyl-3-[2-(cyclopropylamino)-4-pyrimidinyl]pyrazolo[1,5-*a*]pyridin-7-amine
25 (76.8 mg, 78%) as a pale yellow solid. ¹H NMR (CDCl₃): δ 7.97-7.94 (m, 2 H), 7.57 (d, 2 H), 7.34 (t, 1 H), 7.02 (d, 2 H), 6.39 (d, 1 H), 6.16-6.04 (m, 3 H), 5.47 (dd, 1 H), 5.33 (dd, 1 H), 4.62 (d, 2 H), 4.02 (m, 1 H), 2.89 (m, 1 H), 2.16 (m, 2 H), 1.83-1.69 (m, 6 H), 0.89 (m, 2 H), 0.67 (m, 2 H); MS *m/z* 467 (M+1).

30

Example 72: *N*-Cyclopropyl-3-[2-(cyclopropylamino)-4-pyrimidinyl]-2-[4-(cyclopropylmethoxy)phenyl]pyrazolo[1,5-*a*]pyridin-7-amine.

5

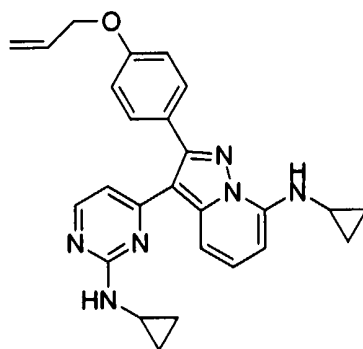


- 10 In a similar manner as described in Example 70 from 4-{7-(cyclopropylamino)-3-[2-(cyclopropylamino)-4-pyrimidinyl]pyrazolo[1,5-*a*]pyridin-2-yl}phenol (102 mg, 0.25 mmol) was prepared *N*-cyclopropyl-3-[2-(cyclopropylamino)-4-pyrimidinyl]-2-[4-(cyclopropylmethoxy)phenyl]pyrazolo[1,5-*a*]pyridin-7-amine (78 mg, 68%) as a pale yellow solid. ¹H NMR (CDCl₃): δ 8.00-7.96 (m, 2 H), 7.53 (d, 2 H), 7.34 (t, 1 H), 6.97 (d, 2 H), 6.40-6.33 (m, 3 H), 5.55 (broad, 1 H), 3.86 (d, 2 H), 2.87 (m, 1 H), 2.66 (m, 1 H), 1.31 (m, 1 H), 0.87 (m, 4 H), 0.74 (m, 2 H), 0.66 (m, 4 H), 0.38 (m, 2 H); MS *m/z* 453 (M+1).

20

Example 73: 2-[4-(Allyloxy)phenyl]-*N*-cyclopropyl-3-[2-(cyclopropylamino)-4-pyrimidinyl]pyrazolo[1,5-*a*]pyridin-7-amine.

25

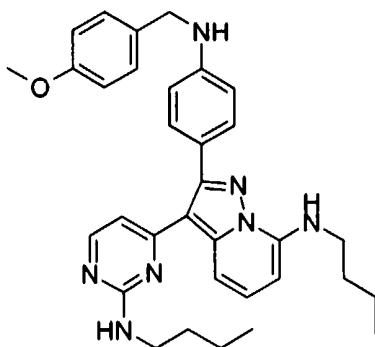


- In a similar manner as described in Example 70 from 4-{7-(cyclopropylamino)-3-[2-(cyclopropylamino)-4-pyrimidinyl]pyrazolo[1,5-*a*]pyridin-2-yl}phenol (60 mg, 0.15 mmol) and allyl bromide (26 μL, 0.30 mmol) was prepared 2-[4-(allyloxy)phenyl]-*N*-cyclopropyl-3-[2-(cyclopropylamino)-4-pyrimidinyl]pyrazolo[1,5-*a*]pyridin-7-amine

(47 mg, 71%) as a pale yellow foam. $^1\text{H NMR}$ (CDCl_3): δ 8.00-7.97 (m, 2 H), 7.54 (d, 2 H), 7.35 (t, 1 H), 7.00 (d, 2 H), 6.41-6.33 (m, 3 H), 6.09 (m, 1 H), 5.62 (broad, 1 H), 5.45 (dd, 1 H), 5.32 (d, 1 H), 4.60 (d, 2 H), 2.87 (m, 1 H), 2.67 (m, 1 H), 0.87 (m, 4 H), 0.74 (m, 2 H), 0.65 (m, 2 H); MS m/z 439 ($\text{M}+1$).

5

Example 74: *N*-Butyl-3-[2-(butylamino)pyrimidin-4-yl]-2-{4-[(4-methoxybenzyl)-amino]phenyl}pyrazolo[1,5- σ]pyridin-7-amine.



10

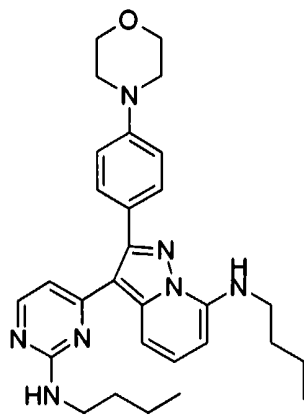
15

In a similar manner as described above from *N*-{4-[2-(4-aminophenyl)-7-(butylamino)pyrazolo[1,5- σ]pyridin-3-yl]-2-pyrimidinyl}-*N*-butylamine (100 mg, 0.23 mmol), and *p*-methoxybenzaldehyde (42 μL , 0.35 mmol) was prepared *N*-butyl-3-[2-(butylamino)pyrimidin-4-yl]-2-{4-[(4-methoxybenzyl)amino]phenyl}pyrazolo[1,5- σ]pyridin-7-amine (113 mg, 94%) as a pale yellow foam. $^1\text{H NMR}$ (CDCl_3): δ 7.92 (broad, 1 H), 7.79 (d, 1 H), 7.46 (d, 2 H), 7.34 - 7.29 (m, 3 H), 6.91 (d, 2 H), 6.71 (d, 2 H), 6.44 (d, 1 H), 6.07 (t, 1 H), 6.01 (d, 1 H), 4.33 (d, 2 H), 4.16 (t, 1 H), 3.83 (s, 3 H), 3.53 (q, 2 H), 3.38 (q, 2 H), 1.80 - 1.45 (m, 8 H), 0.99 (t, 6 H); MS m/z 550 ($\text{M}+1$).

20

Example 75: *N*-Butyl-3-[2-(butylamino)pyrimidin-4-yl]-2-(4-morpholin-4-ylphenyl)pyrazolo[1,5-*a*]pyridin-7-amine.

5



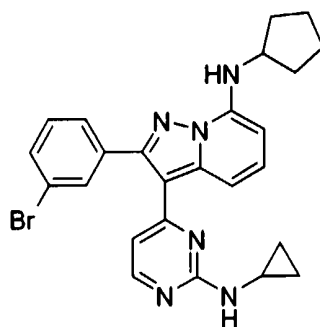
10

In a similar manner as described above from *N*-{4-[2-(4-bromophenyl)-7-(butylamino)pyrazolo[1,5-*a*]pyridin-3-yl]-2-pyrimidinyl}-*N*-butylamine (100 mg, 0.20 mmol) was prepared *N*-butyl-3-[2-(butylamino)pyrimidin-4-yl]-2-(4-morpholin-4-ylphenyl)pyrazolo[1,5-*a*]pyridin-7-amine (23.5 mg, 23%) as a yellow solid. ¹H NMR (CDCl₃): δ 7.88 (broad, 1 H), 7.74 (d, 1 H), 7.51 (d, 2 H), 7.28 (t, 1 H), 6.94 (d, 2 H), 6.34 (d, 1 H), 6.02 (t, 1 H), 5.97 (d, 1 H), 3.86 (m, 4 H), 3.47 (q, 2 H), 3.33 (q, 2 H), 3.21 (m, 4 H), 1.74 – 1.41 (m, 8 H), 0.94 (t, 6 H); MS *m/z* 500 (M+1).

15

20

Example 76: 2-(3-Bromophenyl)-*N*-cyclopentyl-3-[2-(cyclopropylamino)-4-pyrimidinyl]pyrazolo[1,5-*a*]pyridin-7-amine.



25

30

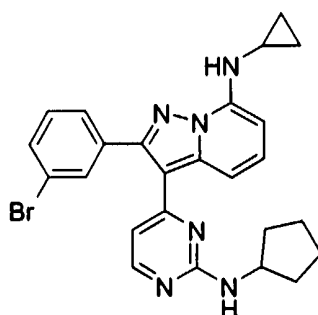
In a similar manner as described in Example 46 from (2*E*)-1-[2-(3-bromophenyl)-7-(cyclopentylamino)pyrazolo[1,5-*a*]pyridin-3-yl]-3-(dimethylamino)-2-propen-1-one (0.38 g, 0.84 mmol), 2-(3-bromophenyl)-*N*-cyclopentyl-3-[2-(cyclopropylamino)-4-pyrimidinyl]pyrazolo[1,5-*a*]pyridin-7-amine (0.19 g, 47%) was obtained as a yellow

crystalline solid. ¹H NMR (DMSO-d₆): δ 8.01 (d, 1H), 7.84 (d, 1H), 7.81 (s, 1H), 7.67 (d, 1H), 7.59 (d, 1H), 7.44-7.35 (m, 2H), 7.28 (s, 1H), 6.63 (d, 1H), 6.21 (m, 2H), 4.00 (m, 1H), 2.68 (m, 1H), 2.07-2.03 (m, 2H), 1.74-1.56 (m, 6H), 0.67-0.63 (m, 2H), 0.49-0.46 (m, 2H); MS *m/z* 489 (M+1).

5

Example 77: 2-(3-Bromophenyl)-3-[2-(cyclopentylamino)-4-pyrimidinyl]-*N*-cyclopropylpyrazolo[1,5-*a*]pyridin-7-amine.

10



15

a) 2-(3-Bromophenyl)-7-chloropyrazolo[1,5-*a*]pyridine-3-carbaldehyde.

20

A solution of *N,N*-Dimethylformamide (150 mL) and 2-(3-bromophenyl)-7-chloropyrazolo[1,5-*a*]pyridine (10.3 g, 33 mmol) was cooled to 0°C and treated with phosphorous oxychloride (4.7 mL, 50 mmol). After the addition was complete, the mixture was warmed to room temperature and the resultant solution was stirred over the weekend. Water was added, followed by dichloromethane. The aqueous layer was extracted with dichloromethane. The combined organics were washed with brine, dried over magnesium sulfate, filtered and concentrated. The residue was washed with diethyl ether and hexanes to give 2-(3-bromophenyl)-7-chloropyrazolo[1,5-*a*]pyridine-3-carbaldehyde (10.6 g, 96%) as a fluffy white solid. ¹H NMR (DMSO-d₆): δ 10.09 (s, 1 H), 8.37 (d, 1 H), 8.11 (d, 1H), 7.95 (d, 1H), 7.80 (m, 2 H), 7.65 (d, 1 H), 7.55 (m, 1 H).

25

30

b) 1-[2-(3-Bromophenyl)-7-chloropyrazolo[1,5-*a*]pyridin-3-yl]-2-propyn-1-ol.

In a similar manner as described in Example 46 from 2-(3-bromophenyl)-7-chloropyrazolo[1,5-*a*]pyridine-3-carbaldehyde (1.0 g, 2.9 mmol) and ethynylmagnesium bromide (6.4 mL, 0.5 M in tetrahydrofuran, 3.2 mmol) at 0 °C, was obtained 1-[2-(3-bromophenyl)-7-chloropyrazolo[1,5-*a*]pyridin-3-yl]-2-propyn-1-ol

(0.68 g, 68%) as a white solid. ¹H NMR (DMSO-d₆): δ 8.04 (m, 2 H), 7.87 (d, 1 H), 7.67 (d, 1 H), 7.49 (t, 1 H), 7.38-7.29 (m, 2 H), 6.27 (bs, 1H), 5.69 (s, 1 H), 3.49 (d, 1 H).

c) 1-[2-(3-Bromophenyl)-7-chloropyrazolo[1,5-*a*]pyridin-3-yl]-2-propyn-1-one.

5 In a similar manner as described in Example 46 from 1-[2-(3-bromophenyl)-7-chloropyrazolo[1,5-*a*]pyridin-3-yl]-2-propyn-1-ol (1.0 g, 2.8 mmol) was obtained 1-[2-(3-bromophenyl)-7-chloropyrazolo[1,5-*a*]pyridin-3-yl]-2-propyn-1-one (0.45 g, 45%) as a yellow solid. ¹H NMR (DMSO-d₆): δ 8.41 (dd, 1 H), 7.88-7.62 (m, 5 H), 7.46 (m, 1 H), 4.65 (s, 1 H).

10

d) 4-[2-(3-Bromophenyl)-7-chloropyrazolo[1,5-*a*]pyridin-3-yl]-*N*-cyclopentyl-2-pyrimidinamine.

In a similar manner as described in Example 46 from 1-[2-(3-bromophenyl)-7-chloropyrazolo[1,5-*a*]pyridin-3-yl]-2-propyn-1-one (1.0 g, 2.8 mmol), *N*-cyclopentylguanidine hydrochloride and sodium ethoxide (4.1 mL, 21 wt% in ethanol, 3.6 mmol) at room temperature was obtained 4-[2-(3-bromophenyl)-7-chloropyrazolo[1,5-*a*]pyridin-3-yl]-*N*-cyclopentyl-2-pyrimidinamine (0.60 g, 46%) as a yellow crystalline solid. MS *m/z* 469 (M+1).

15

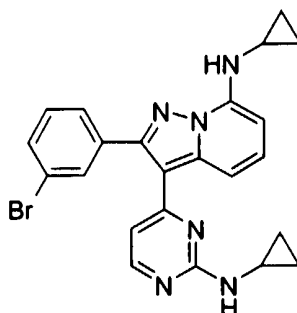
20 e) 2-(3-Bromophenyl)-3-[2-(cyclopentylamino)-4-pyrimidinyl]-*N*-cyclopropylpyrazolo[1,5-*a*]pyridin-7-amine.

In a similar manner as described in Example 1 from 4-[2-(3-bromophenyl)-7-chloropyrazolo[1,5-*a*]pyridin-3-yl]-*N*-cyclopentyl-2-pyrimidinamine (0.1 g, 0.21 mmol) and cyclopropylamine was obtained 3-[2-(butylamino)-4-pyrimidinyl]-*N*-cyclopropyl-2-(4-fluorophenyl)pyrazolo[1,5-*a*]pyridin-7-amine 2-(3-bromophenyl)-3-[2-(cyclopentylamino)-4-pyrimidinyl]-*N*-cyclopropylpyrazolo[1,5-*a*]pyridin-7-amine (0.02 g mg, 24%) as a yellow crystalline solid. ¹H NMR (CDCl₃): δ 8.08 (d, 1 H), 7.89 (s, 1 H), 7.80 (d, 1 H), 7.58 (m, 2 H), 7.36 (m, 2 H), 6.43 (d, 1 H), 6.35 (m, 2 H), 5.08 (d, 1H), 4.34 (m, 1 H), 2.72 (m, 1 H), 2.12 (m, 2 H), 1.79-1.55 (m, 6 H), 0.93 (m, 2 H), 0.81 (m, 2 H); MS *m/z* 489 (M+1).

30

Example 78: 2-(3-Bromophenyl)-*N*-cyclopropyl-3-[2-(cyclopropylamino)-4-pyrimidinyl]pyrazolo[1,5-*a*]pyridin-7-amine.

5



10 a) 4-[2-(3-Bromophenyl)-7-chloropyrazolo[1,5-*a*]pyridin-3-yl]-*N*-cyclopropyl-2-pyrimidinamine.

In a similar manner as described in Example 46 from 1-[2-(3-bromophenyl)-7-chloropyrazolo[1,5-*a*]pyridin-3-yl]-2-propyn-1-one (0.45 g, 1.25 mmol), *N*-cyclopropylguanidine sulfate and sodium ethoxide (0.61 mL, 21 wt% in ethanol, 1.6 mmol) at room temperature was obtained 4-[2-(3-bromophenyl)-7-chloropyrazolo[1,5-*a*]pyridin-3-yl]-*N*-cyclopropyl-2-pyrimidinamine (0.21 g, 39%) as a pale yellow solid. ¹H NMR (CDCl₃): δ 8.57 (d, 1 H), 8.12 (d, 1 H), 7.86 (t, 1 H), 7.57 (m, 2 H), 7.28 (m, 2 H), 7.06 (d, 1 H), 6.37 (d, 1 H), 5.38 (bs, 1 H), 2.84 (m, 1 H), 0.88 (m, 2 H), 0.63 (m, 2 H); MS *m/z* 440 (M+1).

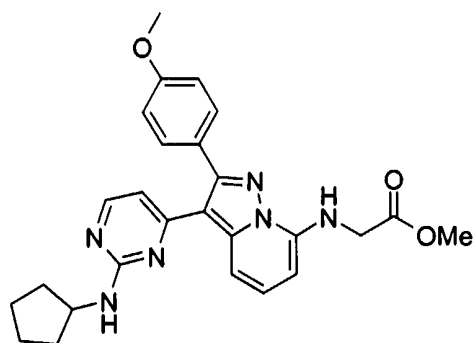
20 b) 2-(3-Bromophenyl)-*N*-cyclopropyl-3-[2-(cyclopropylamino)-4-pyrimidinyl]pyrazolo[1,5-*a*]pyridin-7-amine.

In a similar manner as described in Example 46 from 4-[2-(3-bromophenyl)-7-chloropyrazolo[1,5-*a*]pyridin-3-yl]-*N*-cyclopropyl-2-pyrimidinamine (0.2 g, 0.45 mmol) and cyclopropylamine was obtained 2-(3-bromophenyl)-*N*-cyclopropyl-3-[2-(cyclopropylamino)-4-pyrimidinyl]pyrazolo[1,5-*a*]pyridin-7-amine (0.04 g, 21%) as a yellow crystalline solid. ¹H NMR (CDCl₃): δ 8.07 (d, 1 H), 7.90 (d, 1 H), 7.85 (t, 1 H), 7.55 (m, 2 H), 7.36-7.27 (m, 2 H), 6.38 (m, 2 H), 6.30 (s, 1 H), 5.30 (s, 1H), 2.80 (m, 1 H), 2.68 (m, 1 H), 0.89-0.60 (m, 8 H); MS *m/z* 461 (M+1).

25

Example 79: Methyl *N*-[3-[2-(cyclopentylamino)pyrimidin-4-yl]-2-(4-methoxyphenyl)pyrazolo[1,5-*a*]pyridin-7-yl]glycinate.

5

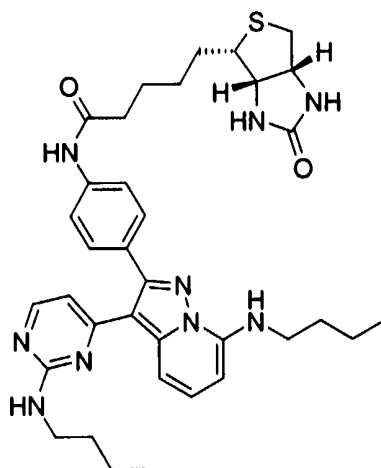


10 In a similar manner as described for above examples the title compound was prepared as a tan solid. ¹H NMR (CDCl₃): δ 8.00 (d, 1 H), 7.82 (d, 1 H), 7.59 (d, 2 H), 7.27 (m, 1 H), 6.96 (d, 2 H), 6.58 (t, 1 H), 6.34 (d, 1 H), 5.89 (d, 1 H), 5.10 (d, 1 H), 4.35 (m, 1 H), 6.16 (d, 2 H), 3.86 (s, 3 H), 3.80 (s, 3 H), 2.07 (m, 2 H), 1.75-1.51 (m, 6 H); MS *m/z* 473 (M+1).

15

Example 80: 5-[(3*aS*,4*S*,6*aR*)-2-Oxohexahydro-1*H*-thieno[3,4-*d*]imidazol-4-yl]-*N*-(4-{7-(butylamino)-3-[2-(butylamino)pyrimidin-4-yl]pyrazolo[1,5-*a*]pyridin-2-yl}phenyl)pentanamide.

20



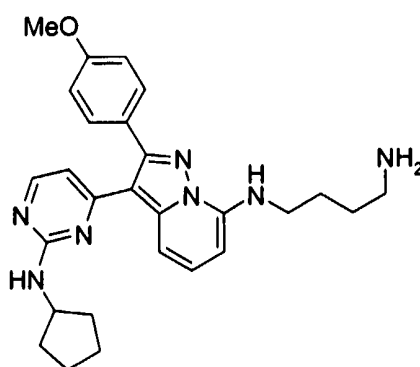
25

To a cold (0°C) solution of thionyl chloride (1 mL) was added solid d-(+)-biotin (100 mg, 0.41 mmol). The resulting mixture was warmed to room temperature and stirred
30 for 1 hour. The excess thionyl chloride and other volatiles were removed under vacuum (<0.1 mm Hg) resulting in a solid residue. To this residue at 0°C was added

N,N-dimethylformamide (3 mL) followed by 2-(4-aminophenyl)-*N*-butyl-3-[2-(butylamino)pyrimidin-4-yl]pyrazolo[1,5-*a*]pyridin-7-amine (70 mg, 0.16 mmol) in 2 mL of *N,N*-dimethylformamide. The resultant solution was stirred at room temperature for 1 hour at which time the reaction appeared to be complete by analytical methods. The solution was stirred an additional 72 hours. Ethyl acetate and saturated aqueous sodium bicarbonate were added and the layers separated. The organic layer was washed with brine. The aqueous layer was extracted with ethyl acetate and the combined organics were dried over sodium sulfate. Filtration and concentration followed by flash chromatography (8% methanol in dichloromethane) provided 5-[(3*aS*,4*S*,6*aR*)-2-oxohexahydro-1*H*-thieno[3,4-*d*]imidazol-4-yl]-*N*-(4-{7-(butylamino)-3-[2-(butylamino)pyrimidin-4-yl]pyrazolo[1,5-*a*]pyridin-2-yl}phenyl)pentanamide (30 mg, 28%) as a yellow solid. ¹H NMR (DMSO-*d*₆): δ 10.00 (s, 1 H), 7.90 (d, 1 H), 7.66 (m, 3 H), 7.46 (d, 2 H), 7.29 (t, 1 H), 6.99-6.94 (m, 2 H), 6.40 (s, 1 H), 6.32 (s, 1 H), 6.11-6.09 (m, 2 H), 6.25 (m, 1 H), 4.09 (m, 1 H), 3.47-3.06 (m, 4 H), 2.77 (m, 1 H), 2.53 (m, 1 H), 2.44 (m, 1 H), 2.97 (m, 2 H), 1.62-1.27 (m, 14 H), 0.89-0.83 (m, 6 H); MS *m/z* 656 (M+1).

Example 81: *N*-[3-[2-(Cyclopentylamino)pyrimidin-4-yl]-2-(4-methoxyphenyl)pyrazolo[1,5-*a*]pyridin-7-yl]butane-1,4-diamine.

20

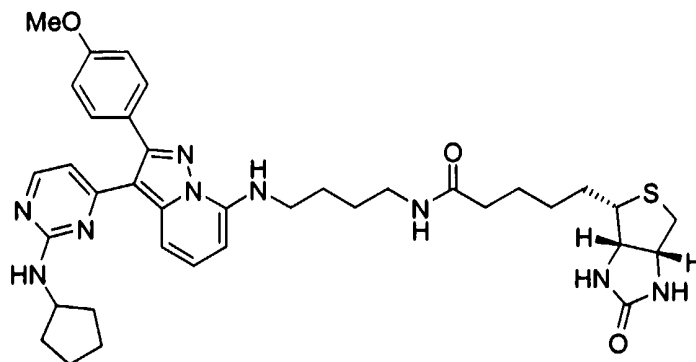


25

In a similar manner as described for above examples the title compound was prepared as a yellow solid. ¹H NMR (CDCl₃): δ 7.99 (d, 1 H), 7.77 (d, 1 H), 7.58 (d, 2 H), 7.30 (m, 1 H), 6.97 (d, 2 H), 6.34 (d, 1 H), 6.17 (m, 1 H), 5.98 (d, 1 H), 5.27 (m, 1 H), 4.82 (broad, 2 H), 4.36 (m, 1 H), 3.87 (s, 3 H), 3.38 (m, 2 H), 2.83-2.78 (m, 2 H), 2.09 (m, 2 H), 1.83-1.52 (m, 10 H); MS *m/z* 472 (M+1).

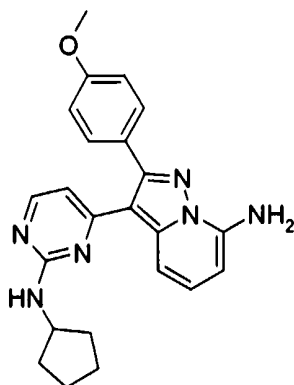
30

Example 82: 5-[(3a*S*,4*S*,6a*R*)-2-Oxohexahydro-1*H*-thieno[3,4-*d*]imidazol-4-yl]-*N*-(4-{3-[2-(cyclopentylamino)pyrimidin-4-yl]-2-(4-methoxyphenyl)pyrazolo[1,5-*a*]pyridin-7-yl]amino}butyl)pentanamide.



- 5 To a cold (0°C) solution of *N*-[3-[2-(cyclopentylamino)pyrimidin-4-yl]-2-(4-methoxyphenyl)pyrazolo[1,5-*a*]pyridin-7-yl]butane-1,4-diamine (33 mg, 0.07 mmol) in *N,N*-dimethylformamide (3 mL) was added triethylamine (0.03 mL, 0.21 mmol) and *d*-biotin-*N*-hydroxysuccinimide ester (27 mg, 0.08 mmol). The resultant mixture was warmed to room temperature and stirred for 30 minutes. A subsequent 5 mg of *d*-
- 10 *biotin-N*-hydroxysuccinimide ester was added and the mixture was stirred an additional 30 minutes. Water was added and the layers were separated. The organic layer was washed with saturated aqueous sodium bicarbonate and then brine. The aqueous layer was extracted with dichloromethane and the combined organics were dried over sodium sulfate. Filtration and concentration followed by flash
- 15 chromatography (5% to 8% methanol in dichloromethane) provided 5-[(3a*S*,4*S*,6a*R*)-2-oxohexahydro-1*H*-thieno[3,4-*d*]imidazol-4-yl]-*N*-(4-{3-[2-(cyclopentylamino)pyrimidin-4-yl]-2-(4-methoxyphenyl)pyrazolo[1,5-*a*]pyridin-7-yl]amino}butyl)-pentanamide (25 mg, 51%) as a yellow solid. ¹H NMR (CDCl₃): δ 7.98 (d, 1 H), 7.80 (d, 1 H), 7.58 (d, 2 H), 7.32 (m, 1 H), 7.00 (d, 2 H), 6.60 (s, 1 H), 6.39 (m, 1 H), 6.33 (d, 1 H),
- 20 6.18 (m, 1 H), 6.02 (m, 1 H), 5.72 (s, 1 H), 5.62 (broad, 1 H), 4.44-4.31 (m, 2 H), 4.19 (m, 1 H), 3.89 (s, 3 H), 3.39 (m, 2 H), 3.28 (m, 2 H), 3.06 (m, 1 H), 2.95 (m, 2 H), 2.77 (dd, 1 H), 2.58 (d, 1 H), 2.20-2.05 (m, 4 H), 1.82-1.54 (m, 12 H), 1.39 (m, 2 H); MS *m/z* 698 (*M*+1).

Example 83: 3-[2-(Cyclopentylamino)pyrimidin-4-yl]-2-(4-methoxyphenyl)pyrazolo[1,5-*a*]pyridin-7-amine.



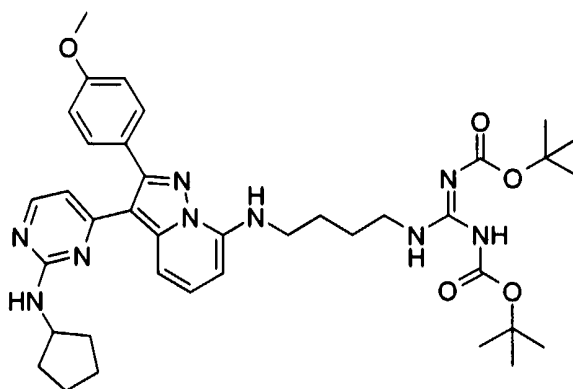
5

10

To a solution of 4-[7-chloro-2-(4-methoxyphenyl)pyrazolo[1,5-*a*]pyridin-3-yl]-*N*-cyclopentylpyrimidin-2-amine (100 mg, 0.24 mmol) in 1-methyl-2-pyrrolidinone (3 mL) was added sodium azide (200 mg, 3.1 mmol). The resulting suspension was heated at 80°C until the reaction was judged complete by thin layer chromatography. The mixture was cooled to room temperature and water and ether were added. The organic layer was washed with brine. The aqueous layer was extracted with ether and the combined organics were dried over sodium sulfate. Filtration and concentration followed by flash chromatography (2:1 to 1:1 hexanes-ethyl acetate) provided 3-[2-(cyclopentylamino)pyrimidin-4-yl]-2-(4-methoxyphenyl)pyrazolo[1,5-*a*]pyridin-7-amine (50 mg, 52%) as a yellow powder. ¹H NMR (CDCl₃): δ 8.03 (d, 1 H), 7.87 (d, 1 H), 7.62 (d, 2 H), 7.27 (m, 1 H), 7.01 (d, 2 H), 6.37 (d, 1 H), 6.17 (d, 1 H), 5.39 (s, 2 H), 5.19 (d, 1 H), 4.39 (m, 1 H), 3.90 (s, 3 H), 2.10 (m, 2 H), 1.82-1.54 (m, 6 H); MS *m/z* 401(M+1).

20

Example 84: *N,N'*-di-*tert*-butoxycarbonyl-*N'*-(4-{[3-[2-(cyclopentylamino)pyrimidin-4-yl]-2-(4-methoxyphenyl)pyrazolo[1,5-*a*]pyridin-7-yl]amino}butyl)guanidine.



5

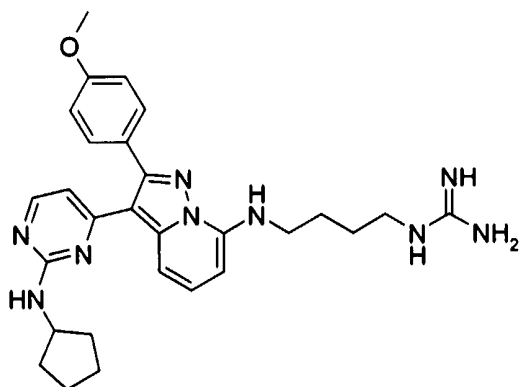
10

To a cold (0°C) solution of *N*-[3-[2-(cyclopentylamino)pyrimidin-4-yl]-2-(4-methoxyphenyl)pyrazolo[1,5-*a*]pyridin-7-yl]butane-1,4-diamine (43 mg, 0.09 mmol) in dichloromethane (3 mL) was added triethylamine (0.03 mL, 0.18 mmol) and *N,N*-di-*tert*-boc-*N'*-triflylguanidine (see Goodman *et. al. Journal of Organic Chemistry* 1998, 63, 3804). The resultant solution was warmed to room temperature and stirred overnight. Saturated aqueous sodium bicarbonate and ether were added. The organic layer was washed with brine. The aqueous layer was extracted with ether and the combined organics were dried over sodium sulfate. Filtration and concentration followed by flash chromatography (2:1 to 1:1 hexanes-ethyl acetate) provided *N,N'*-di-*tert*-butoxycarbonyl-*N'*-(4-{[3-[2-(cyclopentylamino)pyrimidin-4-yl]-2-(4-methoxyphenyl)pyrazolo[1,5-*a*]pyridin-7-yl]amino}butyl)guanidine (42 mg, 65%). ¹H NMR (CDCl₃): δ 11.54 (s, 1 H), 8.40 (m, 1 H), 8.02 (m, 1 H), 7.80 (d, 1 H), 7.61 (d, 2 H), 7.33 (m, 1 H), 7.01 (d, 2 H), 6.36 (d, 1 H), 6.11 (m, 1 H), 6.02 (d, 1 H), 5.12 (m, 1 H), 4.39 (m, 1 H), 3.89 (s, 3 H), 3.56-3.42 (m, 4 H), 2.14-2.06 (m, 2 H), 1.90-1.50 (m, 10 H), 1.53 (s, 9 H), 1.52 (s, 9 H); MS *m/z* 714 (M+1).

25

Example 85: *N*-(4-{[3-[2-(Cyclopentylamino)pyrimidin-4-yl]-2-(4-methoxyphenyl)pyrazolo[1,5-*a*]pyridin-7-yl]amino}butyl)guanidine.

5



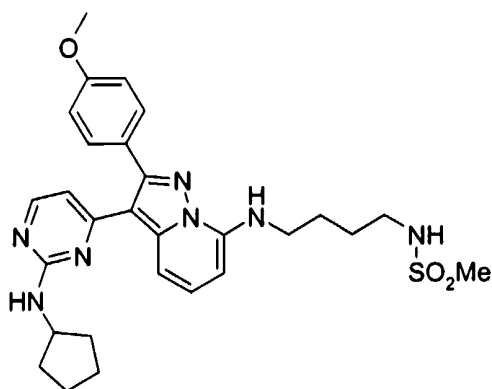
10

To a solution of *N,N'*-di-*tert*-butoxycarbonyl-*N*-(4-{[3-[2-(cyclopentylamino)pyrimidin-4-yl]-2-(4-methoxyphenyl)pyrazolo[1,5-*a*]pyridin-7-yl]amino}butyl)guanidine (42 mg, 0.06 mmol) in dichloromethane (8 mL) was added trifluoroacetic acid (2 mL). The resultant solution was stirred for 8 hours and then concentrated *in vacuo*. The residue was dissolved in dichloromethane and saturated aqueous sodium bicarbonate was added. The organic layer was washed with brine. The aqueous layer was extracted with dichloromethane and the combined organics were dried over sodium sulfate. Filtration and concentration provided *N*-(4-{[3-[2-(cyclopentylamino)pyrimidin-4-yl]-2-(4-methoxyphenyl)pyrazolo[1,5-*a*]pyridin-7-yl]amino}butyl)guanidine (10 mg, 33%) as a yellow solid. MS *m/z* 514 (*M*+1).

20

Example 86: *N*-(4-{[3-[2-(Cyclopentylamino)pyrimidin-4-yl]-2-(4-methoxyphenyl)pyrazolo[1,5-*a*]pyridin-7-yl]amino}butyl)methanesulfonamide.

25



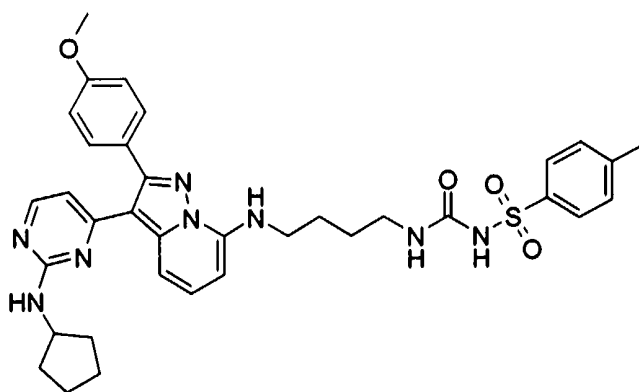
30

To a cold (0°C) solution of *N*-[3-[2-(cyclopentylamino)pyrimidin-4-yl]-2-(4-methoxyphenyl)pyrazolo[1,5-*a*]pyridin-7-yl]butane-1,4-diamine (21 mg, 0.04 mmol) in dichloromethane (3 mL) was added triethylamine (0.02 mL, 0.13 mmol) and methanesulfonyl chloride (0.05 mL). The resultant solution was stirred at 0°C for 1
5 hour and saturated aqueous sodium bicarbonate was added. The organic layer was washed with brine. The aqueous layer was extracted with dichloromethane and the combined organics were dried over sodium sulfate. Filtration and concentration followed by flash chromatography (5% methanol in dichloromethane) provided *N*-(4-
10 {3-[2-(Cyclopentylamino)pyrimidin-4-yl]-2-(4-methoxyphenyl)pyrazolo[1,5-*a*]pyridin-7-yl]amino}butyl)methanesulfonamide (25 mg, 99%) a yellow solid. ¹H NMR (CDCl₃): δ 8.01 (d, 1 H), 7.79 (d, 1 H), 7.59 (d, 2 H), 7.32 (m, 1 H), 7.01 (d, 2 H), 6.34 (d, 1 H), 6.13 (m, 1 H), 6.00 (d, 1 H), 5.34 (d, 1 H), 5.02 (m, 1 H), 4.38 (m, 1 H), 3.90 (s, 3 H), 3.38 (m, 2 H), 3.13 (m, 2 H), 2.94 (s, 3 H), 2.14-2.06 (m, 2 H), 1.82-1.54 (m, 10 H); MS *m/z* 550 (M+1).

15

Example 87: *N*-{[(4-{3-[2-(Cyclopentylamino)pyrimidin-4-yl]-2-(4-methoxyphenyl)pyrazolo[1,5-*a*]pyridin-7-yl]amino}butyl)amino]carbonyl}-4-methylbenzenesulfonamide.

20

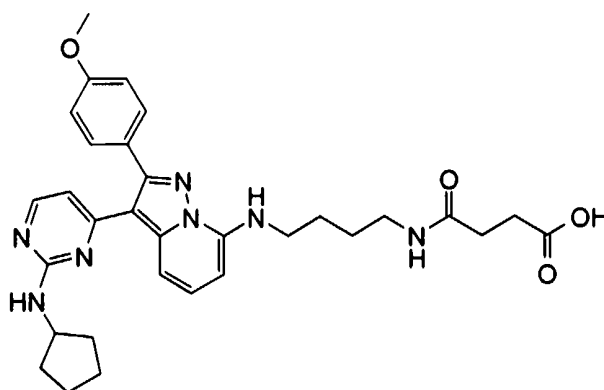


25

To a cold (0°C) solution of *N*-[3-[2-(cyclopentylamino)pyrimidin-4-yl]-2-(4-methoxyphenyl)pyrazolo[1,5-*a*]pyridin-7-yl]butane-1,4-diamine (28 mg, 0.05 mmol) in dichloromethane (5 mL) was added triethylamine (0.1 mL) and *p*-tolylsulfonyl
30 isocyanate (0.012 mL, 0.08 mmol). The resultant solution was stirred at 0°C for 1 hour and saturated aqueous sodium bicarbonate was added. The organic layer was washed

with brine. The aqueous layer was extracted with dichloromethane and the combined organics were dried over sodium sulfate. Filtration and concentration followed by flash chromatography (5% methanol in dichloromethane) and recrystallization from dichloromethane-ether provided *N*-{[(4-{[3-[2-(cyclopentylamino)pyrimidin-4-yl]-2-(4-methoxyphenyl)pyrazolo[1,5-*a*]pyridin-7-yl]amino}butyl)amino]carbonyl}-4-methylbenzenesulfonamide (14 mg, 35%) as a yellow solid. ¹H NMR (CDCl₃): δ 8.03 (m, 1 H), 7.84-7.76 (m, 3 H), 7.58 (d, 2 H), 7.36-7.26 (m, 5 H), 7.01 (d, 2 H), 6.66 (m, 1 H), 6.34 (m, 1 H), 6.04 (m, 2 H), 4.36 (m, 1 H), 3.91 (s, 3 H), 3.38-3.30 (m, 4 H), 2.36 (s, 3 H), 2.07 (m, 2 H), 1.82-1.54 (m, 10 H); MS *m/z* 669 (M+1).

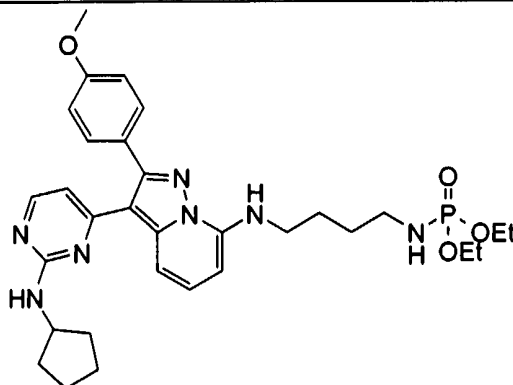
Example 88: 4-[(4-{[3-[2-(Cyclopentylamino)pyrimidin-4-yl]-2-(4-methoxyphenyl)pyrazolo[1,5-*a*]pyridin-7-yl]amino}butyl)amino]-4-oxobutanoic acid.



To a solution of *N*-[3-[2-(cyclopentylamino)pyrimidin-4-yl]-2-(4-methoxyphenyl)pyrazolo[1,5-*a*]pyridin-7-yl]butane-1,4-diamine (25 mg, 0.05 mmol) in dichloromethane (4 mL) was added succinic anhydride (6 mg, 0.6 mmol). The resultant solution was stirred overnight and then ether was added. The precipitated solids were recovered by filtration to give 4-[(4-{[3-[2-(cyclopentylamino)pyrimidin-4-yl]-2-(4-methoxyphenyl)pyrazolo[1,5-*a*]pyridin-7-yl]amino}butyl)amino]-4-oxobutanoic acid (31 mg, 99%) as a white solid. ¹H NMR (CDCl₃/CD₃OD): δ 7.71 (m, 2 H), 7.47 (d, 2 H), 7.32 (m, 1 H), 6.97 (d, 2 H), 6.15 (d, 1 H), 6.04 (d, 1 H), 4.30 (m, 1 H), 3.88 (s, 3 H), 3.38-3.27 (m, 4 H), 2.62 (m, 2 H), 2.45 (m, 2 H), 2.10-2.00 (m, 2 H), 1.84-1.55 (m, 10 H); MS *m/z* 572 (M+1).

Example 89: Diethyl 4-{{3-[2-(cyclopentylamino)pyrimidin-4-yl]-2-(4-methoxyphenyl)pyrazolo[1,5-*a*]pyridin-7-yl]amino}butylamidophosphate.

5

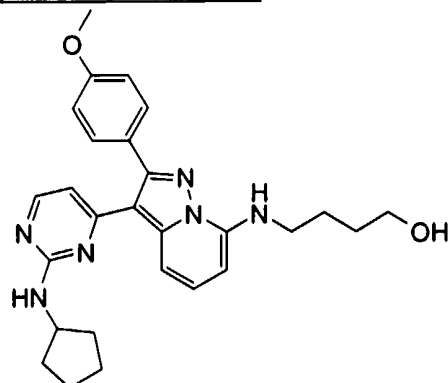


- 10 To a cold (0°C) solution of *N*-[3-[2-(cyclopentylamino)pyrimidin-4-yl]-2-(4-methoxyphenyl)pyrazolo[1,5-*a*]pyridin-7-yl]butane-1,4-diamine (21 mg, 0.04 mmol) in dichloromethane (3 mL) was added triethylamine (0.1 mL), and diethyl chlorophosphate (0.1 mL of a stock solution prepared from 0.1 mL of diethyl chlorophosphate in 3 mL of dichloromethane). The resultant solution was stirred for 3
- 15 hours at 0°C and then quenched by the addition of saturated aqueous sodium bicarbonate. The organic layer was washed with brine. The aqueous layer was extracted with dichloromethane and the combined organics were dried over sodium sulfate. Filtration and concentration followed by flash chromatography (5% methanol in dichloromethane) provided diethyl 4-{{3-[2-(cyclopentylamino)pyrimidin-4-yl]-2-
- 20 (4-methoxyphenyl)pyrazolo[1,5-*a*]pyridin-7-yl]amino}butylamidophosphate (22 mg, 81%) as a yellow solid. ¹H NMR (CDCl₃): δ 7.98 (d, 1 H), 7.76 (d, 1 H), 7.55 (d, 2 H), 7.28 (m, 1 H), 6.96 (d, 2 H), 6.31 (d, 1 H), 6.06 (m, 1 H), 5.97 (d, 1 H), 5.11 (d, 1 H), 4.34 (m, 1 H), 4.09-3.98 (m, 4 H), 3.86 (s, 3 H), 3.37 (m, 2 H), 2.95 (m, 2 H), 2.64 (m, 1 H), 2.11-1.48 (m, 12 H), 1.31-1.27 (m, 6 H); MS *m/z* 608 (M+1).

25

Example 90: 4-{[3-[2-(Cyclopentylamino)pyrimidin-4-yl]-2-(4-methoxyphenyl)-pyrazolo[1,5-*a*]pyridin-7-yl]amino}butan-1-ol.

5

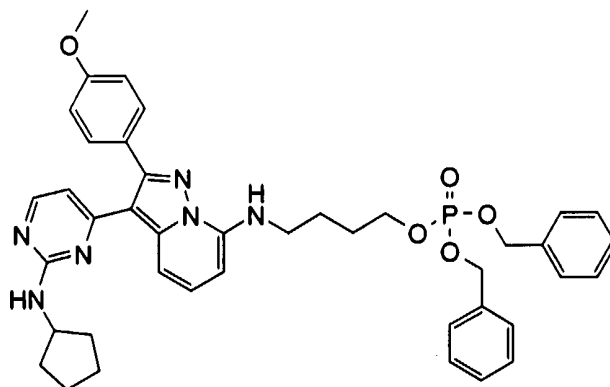


10 In a similar manner as described for above examples the title compound was prepared as a yellow foam. ¹H NMR (CDCl₃): δ 7.98 (d, 1 H), 7.75 (d, 1 H), 7.56 (d, 2 H), 7.29 (m, 1 H), 6.97 (d, 2 H), 6.31 (d, 1 H), 6.12 (m, 1 H), 5.99 (d, 1 H), 5.04 (d, 1 H), 4.35 (m, 1 H), 3.86 (s, 3 H), 3.71 (m, 2 H), 3.42 (m, 2 H), 2.07 (m, 2 H), 1.86 (m, 2 H), 1.76-1.49 (m, 8 H); MS *m/z* 473 (M+1).

15

Example 91: Dibenzyl 4-{[3-[2-(cyclopentylamino)pyrimidin-4-yl]-2-(4-methoxyphenyl)pyrazolo[1,5-*a*]pyridin-7-yl]amino}butyl phosphate.

20



25

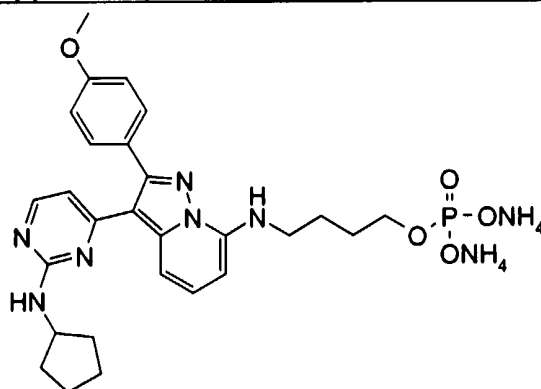
To a room temperature solution of 4-{[3-[2-(cyclopentylamino)pyrimidin-4-yl]-2-(4-methoxyphenyl)pyrazolo[1,5-*a*]pyridin-7-yl]amino}butan-1-ol (22 mg, 0.05 mmol) in dichloromethane (5 mL) was added 1-H-tetrazole (7 mg, 0.1 mmol) and dibenzyl *N,N*-diisopropylphosphoramidate (0.32 mL of a stock solution prepared from 0.2 mL of dibenzyl *N,N*-diisopropylphosphoramidate in 3.2 mL of dichloromethane). The resultant solution was stirred at room temperature for 1 hour and then cooled to 0°C. Iodobenzene diacetate (16.5 mg, 0.05 mmol) was added and the mixture was stirred

30

for 20 minutes. Saturated aqueous sodium thiosulfate and saturated aqueous sodium bicarbonate were added and the layers separated. The organic layer was washed with brine. The aqueous layer was extracted with dichloromethane and the combined organics were dried over sodium sulfate. Filtration and concentration followed by
 5 flash chromatography (1:4 hexanes-ethyl acetate) provided dibenzyl 4-{[3-[2-(cyclopentylamino)pyrimidin-4-yl]-2-(4-methoxyphenyl)pyrazolo[1,5-*a*]pyridin-7-yl]amino}butyl phosphate (18 mg, 53%). ¹H NMR (CDCl₃): δ 8.03 (d, 1 H), 7.81 (d, 1 H), 7.61 (d, 2 H), 7.38-7.32 (m, 11 H), 7.01 (d, 2 H), 6.36 (d, 1 H), 6.06 (m, 1 H), 5.98 (d, 1 H), 5.13-5.01 (m, 5 H), 4.40 (m, 1 H), 4.05 (m, 2 H), 3.91 (s, 3 H), 3.37 (m, 2 H), 2.16-
 10 1.54 (m, 12 H); MS *m/z* 733 (M+1).

Example 92: 4-{[3-[2-(Cyclopentylamino)pyrimidin-4-yl]-2-(4-methoxyphenyl)pyrazolo[1,5-*a*]pyridin-7-yl]amino}butyl phosphate diammonium salt.

15



20

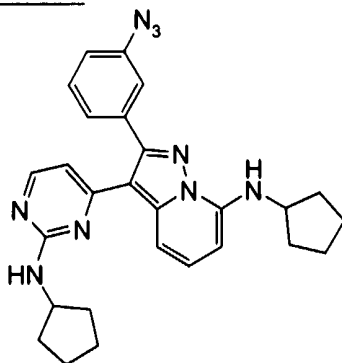
A solution of dibenzyl 4-{[3-[2-(cyclopentylamino)pyrimidin-4-yl]-2-(4-methoxyphenyl)pyrazolo[1,5-*a*]pyridin-7-yl]amino}butyl phosphate (55 mg, 0.07 mmol) in methanol (10 mL) was treated with a catalytic amount of palladium on carbon. This mixture was placed under a hydrogen atmosphere (48 psi) for 14 hours.
 25 The catalyst was removed by filtration through Celite with ammonia in ethanol as eluent. The filtrate was concentrated *in vacuo* and the residue was triturated with methanol/ether to provide 4-{[3-[2-(cyclopentylamino)pyrimidin-4-yl]-2-(4-methoxyphenyl)pyrazolo[1,5-*a*]pyridin-7-yl]amino}butyl phosphate as its diammonium salt. ¹H NMR (DMSO-*d*₆): δ 10.89 (broad, 2 H), 7.93 (d, 1 H), 7.77 (broad, 1 H), 7.50 (d, 2 H), 7.34 (t, 1 H), 7.09-7.01 (m, 4 H), 6.16 (m, 2 H), 4.15 (m, 1 H), 3.84
 30

(m, 2 H), 3.80 (s, 3 H), 3.36 (m, 2 H), 1.92-1.50 (m, 12 H); HRMS m/z 553.2357 (calcd for $C_{27}H_{33}N_6O_5P$ free base 552.2250) ($M+1$).

Example 93: 2-(3-Azidophenyl)-*N*-cyclopentyl-3-[2-(cyclopentylamino)pyrimidin-4-yl]pyrazolo[1,5-*a*]pyridin-7-amine.

5

10

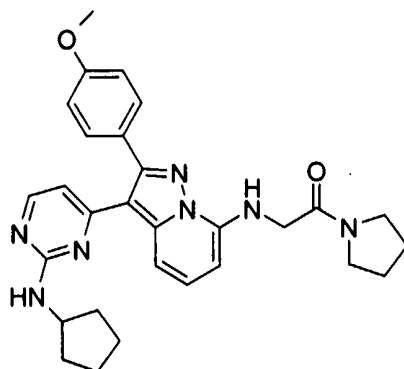


This reaction was performed in a dark environment. To a cold (0-5°C) solution of 2-(3-aminophenyl)-*N*-cyclopentyl-3-[2-(cyclopentylamino)pyrimidin-4-yl]pyrazolo[1,5-*a*]pyridin-7-amine (46 mg, 0.10 mmol) in acetic acid (3 mL) was added sodium nitrite (0.31 mL of a 25mg/mL aqueous stock solution, 7.7 mg, 0.11 mmol). The mixture turned dark and was stirred for 20 minutes at 0°C. Sodium azide was then added and the mixture was stirred for 20 minutes, allowed to warm to room temperature and stirred for an additional 10 minutes. Ether was added and the mixture was neutralized with sodium bicarbonate. Aqueous workup was followed by drying over sodium sulfate. Filtration and concentration followed by flash chromatography (4:1 to 2:1 hexanes-ethyl acetate) provided 2-(3-azidophenyl)-*N*-cyclopentyl-3-[2-(cyclopentylamino)pyrimidin-4-yl]pyrazolo[1,5-*a*]pyridin-7-amine (25 mg, 52%) as a yellow solid. 1H NMR ($CDCl_3$): δ 8.05 (d, 1 H), 7.75 (d, 1 H), 7.45-7.42 (m, 3 H), 7.36 (t, 1 H), 7.13 (m, 1 H), 6.33 (d, 1 H), 6.10-6.03 (m, 2 H), 5.10 (d, 1 H), 4.36 (m, 1 H), 4.05 (m, 1 H), 2.20-1.54 (m, 16 H); MS m/z 480 ($M+1$); IR 2109 cm^{-1} .

25

Example 94: 3-[2-(Cyclopentylamino)-4-pyrimidinyl]-2-(4-methoxyphenyl)-N-[2-oxo-2-(1-pyrrolidinyl)ethyl]pyrazolo[1,5-a]pyridin-7-amine.

5

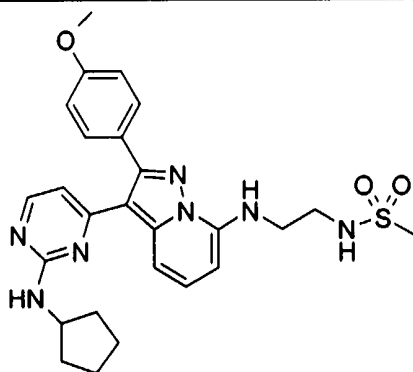


10 In a similar manner as described for above examples the title compound was prepared as a yellow solid. R_f 0.15 (1:2 hexanes:ethyl acetate); ¹H NMR (CDCl₃): δ 8.02 (d, 1H), 7.79 (d, 1H), 7.65 (d, 2H), 7.28 (m, 1H), 7.07 (t, 1H), 6.97 (d, 2H), 6.40 (d, 1H), 5.91 (d, 1H), 5.11 (d, 1H), 4.38 (m, 1H), 4.06 (d, 2H), 3.88 (s, 3H), 3.59 (t, 2H), 3.49 (t, 2H), 2.13-2.01 (m, 4H), 1.92 (m, 2H), 1.82-1.51 (m, 6H); MS *m/z* 512 (M+1).

15

Example 95: N-(2-{[3-[2-(Cyclopentylamino)-4-pyrimidinyl]-2-(4-methoxyphenyl)pyrazolo[1,5-a]pyridin-7-yl]amino}ethyl)methanesulfonamide.

20

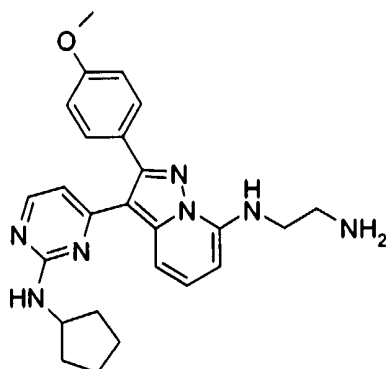


25 In a similar manner as described for above examples the title compound was prepared as a yellow solid. R_f 0.33 (39:1 dichloromethane:methanol); ¹H NMR (CDCl₃): δ 7.82 (br, 1H), 7.73 (d, 1H), 7.46 (d, 2H), 7.27 (m, 1H), 6.94 (d, 2H), 6.25 (t, 1H), 6.12-6.08 (m, 2H), 5.50 (br, 1H), 4.30 (m, 1H), 3.88 (s, 3H), 3.58 (m, 2H), 3.38 (m, 2H), 2.95 (s, 3H), 2.06 (m, 2H), 1.81-1.56 (m, 6H); MS *m/z* 522 (M+1).

30

Example 96: *N'*-[3-[2-(Cyclopentylamino)-4-pyrimidinyl]-2-(4-methoxyphenyl)pyrazolo[1,5-*a*]pyridin-7-yl]-1,2-ethanediamine.

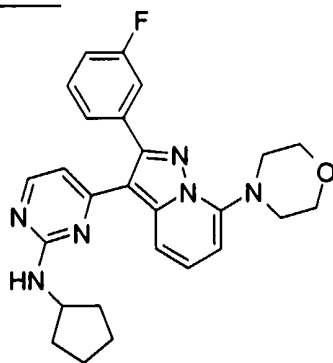
5



10 In a similar manner as described for above examples the title compound was prepared as a light yellow solid. ¹H NMR (CDCl₃): δ 8.01 (d, 1H), 7.80 (d, 1H), 7.59 (d, 2H), 7.32 (d, 1H), 6.99 (d, 2H), 6.35-6.30 (m, 2H), 6.03 (d, 1H), 5.11 (d, 1H), 4.37 (m, 1H), 3.87 (s, 3H), 3.45 (m, 2H), 3.07 (t, 2H), 2.09 (m, 2H), 1.78-1.44 (m, 6H); MS *m/z* 444 (M+1).

15 Example 97: *N*-Cyclopentyl-4-[2-(3-fluorophenyl)-7-(4-morpholinyl)pyrazolo[1,5-*a*]pyridin-3-yl]-2-pyrimidinamine.

20

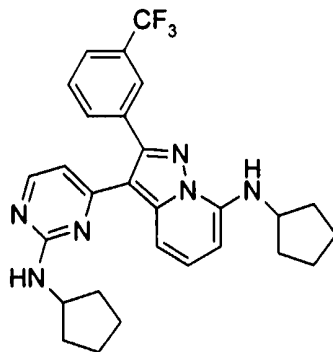


25 In a similar manner as described for above examples the title compound was prepared as a pale yellow solid. *R_f* 0.47 (99:1 dichloromethane:methanol); ¹H NMR (CDCl₃) δ 8.11-8.09 (m, 2H), 7.49-7.30 (m, 4H), 7.15 (t, 1H), 6.40-6.35 (m, 2H), 5.28 (d, 1H), 4.36 (m, 1H), 4.03 (m, 4H), 3.52 (m, 4H), 2.10 (m, 2H), 1.81-1.50 (m, 6H); MS *m/z* 459 (M+1). Anal. Calcd for C₂₆H₂₇FN₆O: C, 68.10; H, 5.93; N, 18.33. Found: C, 68.07; H, 6.00; N, 18.18.

30

Example 98: *N*-Cyclopentyl-3-[2-(cyclopentylamino)-4-pyrimidinyl]-2-[3-(trifluoromethyl)phenyl]pyrazolo[1,5-*a*]pyridin-7-amine.

5

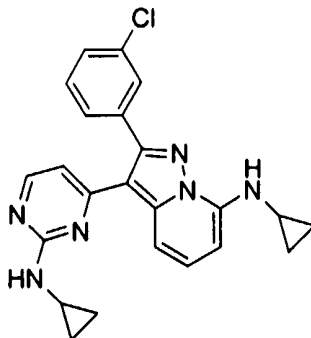


10 In a similar manner as described for above examples the title compound was prepared as a light yellow solid. R_f 0.22 (4:1 hexanes:ethyl acetate); $^1\text{H NMR}$ (300 MHz, CDCl_3) δ 8.06-8.02 (m, 2H), 7.84 (d, 1H), 7.71-7.67 (m, 2H), 7.55 (t, 1H), 7.34 (t, 1H), 6.32 (d, 1H), 6.07 (d, 1H), 6.03 (d, 1H), 5.08 (d, 1H), 4.28 (m, 1H), 4.03 (m, 1H), 2.17 (m, 2H), 2.04 (m, 2H), 1.86-1.51 (m, 12H); MS m/z 507 (M+1).

15

Example 99: 2-(3-Chlorophenyl)-*N*-cyclopropyl-3-[2-(cyclopropylamino)-4-pyrimidinyl]pyrazolo[1,5-*a*]pyridin-7-amine.

20

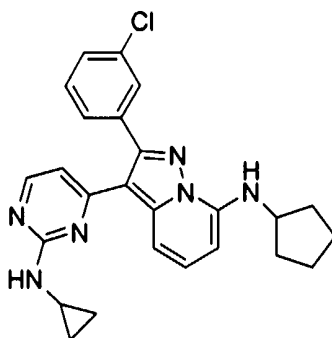


25 In a similar manner as described for above examples the title compound was prepared as a yellowish-orange solid. $^1\text{H NMR}$ (CDCl_3): δ 8.07 (d, 1H) 7.92 (d, 1H), 7.69 (s, 1H), 7.50 (d, 1H), 7.42-7.34 (m, 3H), 6.41 (d, 1H), 6.37 (d, 1H), 6.30 (s, 1H), 5.35 (s, 1H), 2.84 (m, 1H), 2.68 (m, 1H), 0.90-0.82 (m, 4H), 0.76 (m, 2H), 0.61 (m, 2H); MS m/z 417 (M+1).

30

Example 100: 2-(3-Chlorophenyl)-N-cyclopentyl-3-[2-(cyclopropylamino)-4-pyrimidinyl]pyrazolo[1,5-a]pyridin-7-amine.

5

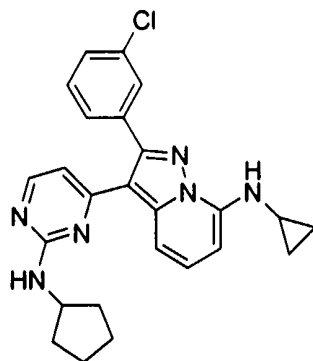


10 In a similar manner as described for above examples the title compound was prepared as a yellow solid. R_f 0.18 (4:1 hexanes:ethyl acetate); ¹H NMR (CDCl₃): δ 8.07 (d, 1H), 7.85 (d, 1H), 7.71 (s, 1H), 7.52 (d, 1H), 7.42-7.27 (m, 3H), 6.36 (d, 1H), 6.03 (d, 1H), 6.00 (d, 1H), 5.56 (s, 1H), 3.99 (m, 1H), 2.81 (m, 1H), 2.13 (m, 2H), 1.82-1.65 (m, 6H), 0.82 (m, 2H), 0.59 (m, 2H); MS *m/z* 445 (M+1).

15

Example 101: 2-(3-Chlorophenyl)-3-[2-(cyclopentylamino)-4-pyrimidinyl]-N-cyclopropylpyrazolo[1,5-a]pyridin-7-amine.

20

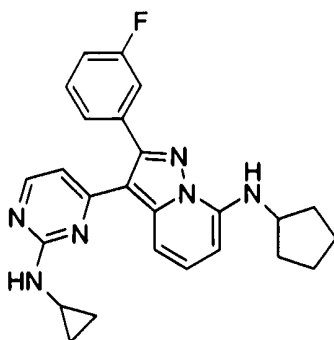


25 In a similar manner as described for above examples the title compound was prepared as a yellow solid. R_f 0.26 (4:1 hexanes:ethyl acetate); ¹H NMR (CDCl₃) δ 8.03 (d, 1H), 7.76 (d, 1H), 7.68 (s, 1H), 7.49 (d, 1H), 7.41-7.33 (m, 3H), 6.40 (d, 1H), 6.32-6.30 (m, 2H), 5.10 (d, 1H), 4.31 (m, 1H), 2.67 (m, 1H), 2.05 (m, 2H), 1.78-1.50 (m, 6H), 0.89 (m, 2H), 0.75 (m, 2H); MS *m/z* 445 (M+1). Anal. Calcd for C₂₅H₂₅ClN₆: C, 67.48; H, 5.66; N, 18.89. Found: C, 67.48; H, 5.80; N, 18.62.

30

Example 102: N-Cyclopentyl-3-[2-(cyclopropylamino)-4-pyrimidinyl]-2-(3-fluorophenyl)pyrazolo[1,5-a]pyridin-7-amine.

5

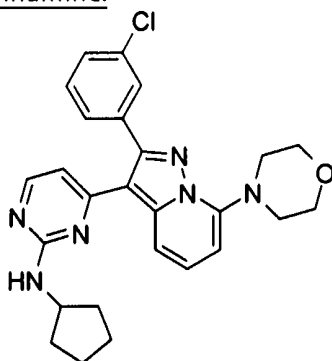


10 In a similar manner as described for above examples the title compound was prepared as a yellow solid. R_f 0.19 (4:1 hexanes:ethyl acetate); ¹H NMR (CDCl₃): δ 8.11 (d, 1H), 7.90 (d, 1H), 7.48-7.30 (m, 4H), 7.18 (t, 1H), 6.40 (d, 1H), 6.09 (d, 1H), 6.04 (d, 1H), 5.41 (s, 1H), 4.05 (m, 1H), 2.88 (m, 1H), 2.18 (m, 2H), 1.88-1.69 (m, 6H), 0.89 (m, 2H), 0.65 (m, 2H); MS *m/z* 429 (M+1).

15

Example 103: 4-[2-(3-Chlorophenyl)-7-(4-morpholinyl)pyrazolo[1,5-a]pyridin-3-yl]-N-cyclopentyl-2-pyrimidinamine.

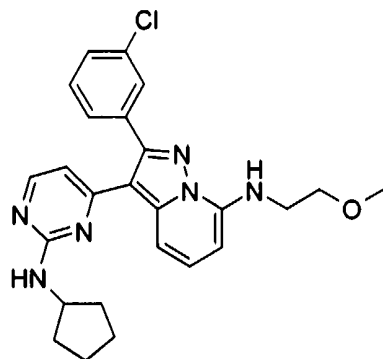
20



25 In a similar manner as described for above examples the title compound was prepared as a white solid. R_f 0.49 (99:1 dichloromethane:methanol); ¹H NMR (DMSO-*d*₆): δ 8.06 (d, 1H), 7.63 (s, 1H), 7.54-7.42 (m, 5H), 7.10 (d, 1H), 6.55 (d, 1H), 6.23 (br, 1H), 4.10 (br, 1H), 3.83 (m, 4H), 3.43 (m, 4H), 1.85 (m, 2H), 1.67 (m, 2H), 1.53-1.45 (m, 4H); MS *m/z* 475 (M+1). Anal. Calcd for C₂₆H₂₇ClN₆O: C, 65.75; H, 5.73; N, 17.69. Found: C, 30 65.67; H, 5.83; N, 17.64.

Example 104: 2-(3-Chlorophenyl)-3-[2-(cyclopentylamino)-4-pyrimidinyl]-N-(2-methoxyethyl)pyrazolo[1,5-*a*]pyridin-7-amine.

5

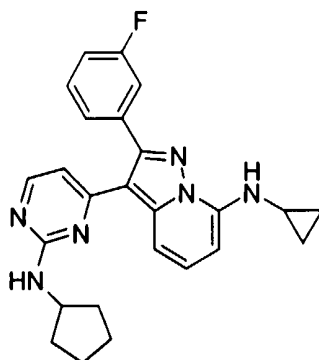


10 In a similar manner as described for above examples the title compound was prepared as a yellow solid. R_f 0.41 (99:1 dichloromethane:methanol); ¹H NMR (CDCl₃): δ 8.02 (d, 1H), 7.77-7.71 (m, 2H), 7.53 (d, 1H), 7.44-7.32 (m, 3H), 6.34 (d, 1H), 6.30 (t, 1H), 6.08 (d, 1H), 5.28 (br, 1H), 4.34 (m, 1H), 3.73 (t, 2H), 3.59 (m, 2H), 3.44 (s, 3H), 2.07 (m, 2H), 1.80-1.52 (m, 6H); MS *m/z* 463 (M+1). Anal. Calcd for C₂₅H₂₇ClN₆O: C, 64.86; H, 5.88; N, 18.15. Found: C, 65.03; H, 6.07; N, 18.05.

15

Example 105: 3-[2-(Cyclopentylamino)-4-pyrimidinyl]-N-cyclopropyl-2-(3-fluorophenyl)pyrazolo[1,5-*a*]pyridin-7-amine.

20



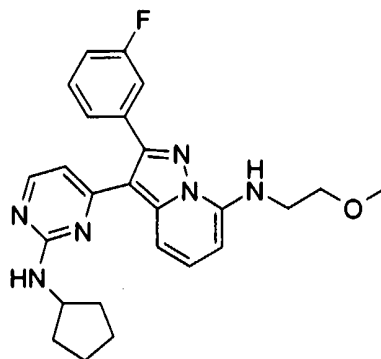
25

In a similar manner as described for above examples the title compound was prepared as a yellow solid. R_f 0.76 (99:1 dichloromethane:methanol); ¹H NMR (CDCl₃): δ 8.02 (d, 1H), 7.80 (d, 1H), 7.45-7.37 (m, 4H), 7.15 (m, 1H), 6.42 (d, 1H), 6.34-6.32 (m, 2H), 5.20 (br, 1H), 4.34 (m, 1H), 2.69 (m, 1H), 2.07 (m, 2H), 1.80-1.52 (m, 6H), 0.90 (m, 2H), 0.77 (m, 2H); MS *m/z* 429 (M+1). Anal. Calcd for C₂₅H₂₅FN₆: C, 70.07; H, 5.88; N, 19.61. Found: C, 69.98; H, 5.98; N, 19.35.

30

Example 106: 3-[2-(Cyclopentylamino)-4-pyrimidinyl]-2-(3-fluorophenyl)-N-(2-methoxyethyl)pyrazolo[1,5-a]pyridin-7-amine.

5



- 10 In a similar manner as described for above examples the title compound was prepared as a yellow solid. R_f 0.33 (99:1 dichloromethane:methanol); $^1\text{H NMR}$ (CDCl_3): δ 8.06 (d, 1H), 7.79 (d, 1H), 7.49-7.30 (m, 4H), 7.17 (t, 1H), 6.37-6.30 (m, 2H), 6.09 (d, 1H), 5.18 (br, 1H), 4.37 (m, 1H), 3.75 (m, 2H), 3.61 (m, 2H), 3.47 (s, 3H), 2.10 (m, 2H), 1.81-1.52 (m, 6H); MS m/z 447 ($\text{M}+1$). Anal. Calcd for $\text{C}_{25}\text{H}_{27}\text{FN}_6\text{O}$: C, 67.25; H, 6.09; N, 18.82. Found: C, 67.20; H, 6.09; N, 18.64.
- 15

Example 107: Biological Activity

- In the following example, "MEM" means Minimal Essential Media; "FBS" means Fetal Bovine Serum; "NP40" and "Igepal" are detergents; "MOI" means Multiplicity of Infection; "NaOH" means sodium hydroxide; "MgCl₂" means magnesium chloride; "dATP" means deoxyadenosine 5' triphosphate; "dUTP" means deoxyuridine 5' triphosphate; "dCTP" means dexoxycytidine 5' triphosphate; "dGTP" means deoxyguanosine 5' triphosphate; "GuSCN" means Guanidinium thiocyanate; "EDTA" means ethylenediamine tetraacetic acid; "TE" means Tris-EDTA; "SCC" means sodium chloride/sodium citrate; "APE" means a solution of ammonia acetate, ammonia phosphate, EDTA; "PBS" means phosphate buffered saline; and "HRP" means horseradish peroxidase.
- 20
- 25

a) Tissue Culture and HSV infection.

Vero 76 cells were maintained in MEM with Earle's salts, L-glutamine, 8% FBS (Hyclone, A-1111-L) and 100 units/mL Penicillin-100 µg/mL Streptomycin. For assay conditions, FBS was reduced to 2%. Cells are seeded into 96-well tissue culture plates at a density of 5×10^4 cells/well after being incubated for 45 min at 37°C in the presence of HSV-1 or HSV-2 (MOI =0.001). Test compounds are added to the wells and the plates are incubated at 37°C for 40- 48 hours. Cell lysates are prepared as follows: media was removed and replaced with 150 µL/well 0.2 N NaOH with 1% Igepal CA 630 or NP-40. Plates were incubated up to 14 days at room temperature in a humidified chamber to prevent evaporation.

(b) Preparation of detection DNA.

For the detection probe, a gel-purified, digoxigenin-labeled, 710-bp PCR fragment of the HSV UL-15 sequence was utilized. PCR conditions included 0.5 µM primers, 180 µM dTTP, 20 µM dUTP-digoxigenin (Boehringer Mannheim 1558706), 200 µM each of dATP, dCTP, and dGTP, 1X PCR Buffer II (Perkin Elmer), 2.5 mM MgCl₂, 0.025 units/µL of AmpliTaq Gold polymerase (Perkin Elmer), and 5 ng of gel-purified HSV DNA per 100 µL. Extension conditions were 10 min at 95°C, followed by 30 cycles of 95°C for 1 min, 55°C for 30 sec, and 72°C for 2 min. The amplification was completed with a 10-min incubation at 72°C. Primers were selected to amplify a 728 bp probe spanning a section of the HSV1 UL15 open reading frame (nucleotides 249-977). Single-stranded transcripts were purified with Promega M13 Wizard kits. The final product was mixed 1:1 with a mixture of 6 M GuSCN, 100 mM EDTA and 200 µg/mL herring sperm DNA and stored at 4°C.

25

(c) Preparation of capture plates.

The capture DNA plasmid (HSV UL13 region in pUC) was linearized by cutting with Xba I, denatured for 15 min at 95°C and diluted immediately into Reacti-Bind DNA Coating Solution (Pierce, 17250, diluted 1:1 with TE buffer, pH 8) at 1 ng/µL. 75 µL/well were added to Corning (#3922 or 9690) white 96-well plates and incubated at room temperature for at least 4 hrs before washing twice with 300 µL/well 0.2X

30

SSC/0.05% Tween-20 (SSC/T buffer). The plates were then incubated overnight at room temperature with 150 μ L/well 0.2 N NaOH, 1% IGEPAL and 10 μ g/mL herring sperm DNA.

5 (d) Hybridization.

Twenty-seven (27) μ L of cell lysate was combined with 45 μ L of hybridization solution (final concentration: 3M GuSCN, 50 mM EDTA, 100 μ g/ml salmon sperm DNA, 5X Denhardt's solution, 0.25X APE, and 5 ng of the digoxigenin-labeled detection probe). APE is 1.5 M NH_4 -acetate, 0.15 M NH_4H_2 phosphate, and 5 mM EDTA adjusted to pH
 10 6.0. Mineral oil (50 μ L) was added to prevent evaporation. The hybridization plates were incubated at 95°C for 10 minutes to denature the DNA, then incubated at 42°C overnight. The wells were washed 6X with 300 μ L/well SSC/T buffer then incubated with 75 μ L/well anti-digoxigenin- HRP-conjugated antibody (Boehringer Mannheim 1207733, 1:5000 in TE) for 30 min at room temperature. The wells were washed 6X
 15 with 300 μ L/well with PBS/0.05% Tween-20 before 75 μ L/well SuperSignal LBA substrate (Pierce) was added. The plates were incubated at room temperature for 30 minutes and chemiluminescence was measured in a Wallac Victor reader.

e) Results.

20 The following results were obtained for HSV-1.

Example No.	IC ₅₀ (μ M)
1	0.3
2	0.6
3	5
4	1
5	2
6	5
7	0.15
8	3
9	3
10	0.9
11	0.3
12	2
13	1
15	1
16	1

Example No.	IC ₅₀ (μM)
17	1.5
18	9
19	0.5
20	16
21	15
22	0.6
23	2
24	0.9
25	0.2
26	0.6
27	1.5
28	5
29	3
30	0.8
31	2
32	0.6
33	0.8
34	0.6
35	2
36	3
37	3.0
38	0.3
39	0.5
40	2.5
41	3.5
42	1.4
43	0.5
44	1.8
45	22
46	0.2
48	>40
49	0.5
50	2.5
51	0.21
52	0.56
53	1.1
54	0.65
55	0.1
56	0.2
57	0.2
58	0.4
59	0.4
60	0.4
61	0.2

Example No.	IC ₅₀ (μM)
62	0.1
63	1.2
64	0.3
65	0.5
66	1.3
67	0.3
68	1.2
69	2.3
70	0.6
71	0.5
72	1.4
73	2.0
75	27
79	2.5
81	0.6
82	0.4
83	0.7
85	4
86	0.6
87	1
88	9
89	0.8
90	0.2
92	0.3
93	0.7
94	6.2
95	0.3
96	1.1
97	0.7
98	0.3
99	0.5
100	0.3
101	0.2
102	0.7
103	0.5
104	0.2
105	0.6
106	0.2

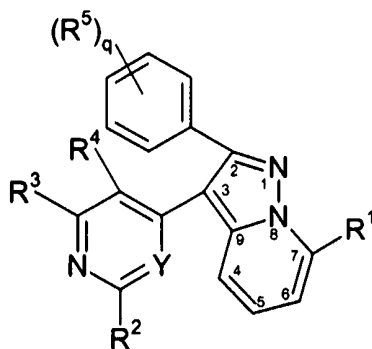
The results demonstrate that the compounds of the present invention are useful for the treatment and prophylaxis of herpes viral infections.

175

CLAIMS

1. A compound of formula (I):

5



I

10 wherein:

R¹ is selected from the group consisting of halo, -NR⁷R⁸, Ay, -NR⁷Ay, Het, -NHR¹⁰Het, -NHHet and -NHR¹⁰Ay;

each R⁷ and R⁸ are the same or different and are independently selected from the group consisting of H, alkyl, cycloalkyl, alkenyl, cycloalkenyl, -R¹⁰cycloalkyl, -R¹⁰OR⁹, -NR⁹R¹¹, -R¹⁰NR⁹R¹¹, -R¹⁰C(O)R⁹, -C(O)R⁹, -C(O)R¹⁰Ay, -C(O)R¹⁰Het, -CO₂R⁹, -R¹⁰CO₂R⁹, -C(O)NR⁹R¹¹, -R¹⁰C(O)NR⁹R¹¹, -R¹⁰C(O)Ay, -R¹⁰C(O)Het, -C(S)NR⁹R¹¹, -R¹⁰C(S)NR⁹R¹¹, -R¹⁰NHC(NH)NR⁹R¹¹, -R¹⁰NHC(O)R¹⁰Het, -R¹⁰NHC(O)R¹⁰CO₂R⁹, -R¹⁰NHC(NCO₂R⁹)NHCO₂R⁹, -R¹⁰NHC(O)NHSO₂R⁹, -R¹⁰NHC(O)NHSO₂Ay, -R¹⁰NHC(O)NHSO₂Het, -R¹⁰C(NH)NR⁹R¹¹, -C(NH)NR⁹R¹¹, -SO₂NR⁹R¹¹, -R¹⁰SO₂NR⁹R¹¹, -R¹⁰NHSO₂R⁹, -SO₂R¹⁰, -R¹⁰SO₂R¹⁰, -R¹⁰NHCOR⁹, -R¹⁰SO₂NHCOR⁹, -R¹⁰NHP(O)(OR⁹)₂, -R¹⁰OP(O)(OR⁹)₂ and -R¹⁰OP(O)(OR¹⁰Ay)₂;

each R⁹ and R¹¹ are the same or different and are independently selected from the group consisting of H, alkyl, cycloalkyl, -R¹⁰cycloalkyl, -R¹⁰OH, -R¹⁰(OR¹⁰)_w where w is 1-10, and -R¹⁰NR¹⁰R¹⁰;

each R¹⁰ is the same or different and is independently selected from the group consisting of alkyl, cycloalkyl, alkenyl, cycloalkenyl and alkynyl;

Ay is aryl;

30 Het is a 5- or 6-membered heterocyclic or heteroaryl group;

R² is selected from the group consisting of halo, alkyl, cycloalkyl, alkenyl, cycloalkenyl, -NR⁷R⁸, -OR⁷, -OAY, -S(O)_nR⁹, -S(O)_nAY, -R¹⁰NR⁷R⁸, -R¹⁰NR⁷AY, AY, Het, -NHHet, -NHR¹⁰Het, -OHet and -OR¹⁰Het;

n is 0, 1 or 2;

5 Y is N or CH;

R³ and R⁴ are the same or different and are each independently selected from the group consisting of H, halo, alkyl, cycloalkyl, alkenyl, AY, -OR⁷, -OAY, -R¹⁰OR⁷, -R¹⁰OAY, -NR⁷R⁸, -NR⁷AY, -R¹⁰NR⁷R⁸, -R¹⁰NR⁷AY, -C(O)R⁷, -C(O)AY, -CO₂R⁷, -CO₂AY, -SO₂NHR⁹, Het, -NHHet and -NHR¹⁰Het;

10 q is 0, 1, 2, 3, 4 or 5; and

each R⁵ is the same or different and is independently selected from the group consisting of halo, alkyl, alkenyl, alkynyl, cycloalkyl, cycloalkenyl,

-R¹⁰cycloalkyl, AY, -NHR¹⁰AY, Het, -NHHet, -NHR¹⁰Het, -OR⁷, -OAY, -OHet,

-R¹⁰OR⁹, -NR⁷R⁸, -NR⁷AY, -R¹⁰NR⁷R⁸, -R¹⁰NR⁷AY, -R¹⁰C(O)R⁹, -C(O)R⁹, -CO₂R⁹,

15 -R¹⁰CO₂R⁹, -C(O)NR⁷R⁸, -C(O)AY, -C(O)NR⁷AY, -C(O)Het, -C(O)NHR¹⁰Het

-R¹⁰C(O)NR⁹R¹¹, -C(S)NR⁹R¹¹, -R¹⁰C(S)NR⁹R¹¹, -R¹⁰NHC(NH)NR⁹R¹¹, -C(NH)NR⁷R⁸,

-C(NH)NR⁷AY, -R¹⁰C(NH)NR⁹R¹¹, -S(O)₂NR⁷R⁸, -S(O)₂NR⁷AY, -R¹⁰SO₂NHCO⁹,

-R¹⁰SO₂NR⁹R¹¹, -R¹⁰SO₂R⁹, -S(O)_nR⁹, cyano, nitro and azido; or

two adjacent R⁵ groups together with the atoms to which they are bonded

20 form a C₅₋₆ cycloalkyl or aryl;

wherein when q is 1 and R⁵ is in the para position, R⁵ is not halo; and

wherein when Y is CH, R³ is not -NR⁷AY; and pharmaceutically acceptable salts, solvates and physiologically functional derivatives thereof.

25 2. The compound according to claim 1 wherein R¹ is selected from the group consisting of -NR⁷R⁸, AY, -NR⁷AY, Het, -NHR¹⁰Het, -NHHet and -NHR¹⁰AY.

3. The compound according to claim 1 wherein R¹ is selected from the group consisting of -NR⁷R⁸ and Het.

30

4. The compound according to any of claims 1-3 wherein R^2 is selected from the group consisting of $-NR^7R^8$, $-OR^7$, $-OAr$, $-S(O)_nR^9$, $-S(O)_nAr$, $-R^{10}NR^7R^8$, $-R^{10}NR^7Ar$, Ar , Het , $-NHR^{10}Het$, $-NHHet$, $-OHet$ and $-OR^{10}Het$.
5. The compound according to any of claims 1-3 wherein R^2 is selected from the group consisting of $-NR^7R^8$ and Het .
6. The compound according to any of claims 1-5 wherein Y is CH .
7. The compound according to any of claims 1-5 wherein Y is N .
8. The compound according to any of claims 1-7 wherein R^3 and R^4 are the same or different and are each independently selected from the group consisting of H , halo, alkyl, $-OR^7$, $-R^{10}OR^7$, $-NR^7R^8$, $-R^{10}NR^7R^8$, $-CO_2R^7$ and Ar .
9. The compound according to any of claims 1-7 wherein R^3 and R^4 are each H .
10. The compound according to any of claims 1-9 wherein q is 0 or 1.
11. The compound according to any of claims 1-10 wherein each R^5 is the same or different and is independently selected from the group consisting of halo, alkyl, alkenyl, $-OR^7$, $-CO_2R^9$, $-NR^7R^8$, $-C(O)NR^7R^8$, Ar , $-NHR^{10}Ar$, Het , $-S(O)_2NR^7R^8$, cyano, nitro and azido.
12. The compound according to any of claims 1-10, wherein each R^5 is the same or different and is independently selected from the group consisting of halo, alkyl, $-OR^7$, $-NR^7R^8$ and cyano.
13. A compound selected from the group consisting of:
N-Cyclopentyl-3-[2-(cyclopentylamino)-4-pyrimidinyl]-2-(4-methoxyphenyl)-pyrazolo[1,5-*a*]pyridin-7-amine,

- N*-Cyclopentyl-4-[2-(4-methoxyphenyl)-7-(1-pyrrolidinyl)pyrazolo[1,5-*a*]pyridin-3-yl]-2-pyrimidinamine,
- 4-[2-(4-Methoxyphenyl)-7-(1-pyrrolidinyl)pyrazolo[1,5-*a*]pyridin-3-yl]-2-pyrimidinamine,
- 5 4-{7-(Cyclopentylamino)-3-[2-(cyclopentylamino)-4-pyrimidinyl]pyrazolo-[1,5-*a*]pyridin-2-yl}phenol,
- 4-[3-[2-(Cyclopentylamino)-4-pyrimidinyl]-7-(1-pyrrolidinyl)pyrazolo[1,5-*a*]pyridin-2-yl]phenol,
- 4-[3-(2-Amino-4-pyrimidinyl)-7-(1-pyrrolidinyl)pyrazolo[1,5-*a*]pyridin-2-yl]phenol,
- 10 2-[4-(Allyloxy)phenyl]-*N*-cyclopentyl-3-[2-(cyclopentylamino)-4-pyrimidinyl]pyrazolo-[1,5-*a*]pyridin-7-amine,
- Ethyl (4-{7-(cyclopentylamino)-3-[2-(cyclopentylamino)-4-pyrimidinyl]-pyrazolo[1,5-*a*]pyridin-2-yl}phenoxy)acetate,
- 2-(4-Butoxyphenyl)-*N*-cyclopentyl-3-[2-(cyclopentylamino)-4-pyrimidinyl]-
- 15 pyrazolo[1,5-*a*]pyridin-7-amine,
- N*-Cyclopentyl-3-[2-(cyclopentylamino)-4-pyrimidinyl]-2-(4-isobutoxyphenyl)pyrazolo-[1,5-*a*]pyridin-7-amine,
- N*-Cyclopentyl-3-[2-(cyclopentylamino)-4-pyrimidinyl]-2-[4-(cyclopropyl-methoxy)phenyl]pyrazolo[1,5-*a*]pyridin-7-amine,
- 20 2-[4-(Cyclobutylmethoxy)phenyl]-*N*-cyclopentyl-3-[2-(cyclopentylamino)-4-pyrimidinyl]pyrazolo[1,5-*a*]pyridin-7-amine,
- N*-Cyclopentyl-3-[2-(cyclopentylamino)-4-pyrimidinyl]-2-(4-phenoxyphenyl)-pyrazolo[1,5-*a*]pyridin-7-amine,
- 2-[1,1'-Biphenyl]-4-yl-*N*-butyl-3-[2-(butylamino)-4-pyrimidinyl]pyrazolo-[1,5-*a*]pyridin-7-amine,
- 25 *N*-{4-[2-(4-Aminophenyl)-7-(butylamino)pyrazolo[1,5-*a*]pyridin-3-yl]-2-pyrimidinyl}-*N*-butylamine,

- N*-Butyl-3-[2-(butylamino)-4-pyrimidinyl]-2-[4-(cyclohexylamino)phenyl]-
pyrazolo[1,5-*a*]pyridin-7-amine,
- N*-Butyl-3-[2-(butylamino)-4-pyrimidinyl]-2-(4-isopropenylphenyl)-pyrazolo[1,5-
a]pyridin-7-amine,
- 5 2-(4-Anilinophenyl)-*N*-butyl-3-[2-(butylamino)-4-pyrimidinyl]pyrazolo[1,5-*a*]pyridin-
7-amine,
- 2-(4-Anilinophenyl)-*N*-butyl-3-[2-(butylamino)-4-pyrimidinyl]-*N*-phenylpyrazolo[1,5-
a]pyridin-7-amine,
- 2-{4-[Bis(cyclopropylmethyl)amino]phenyl}-*N*-butyl-3-[2-(butylamino)-4-
10 pyrimidinyl]pyrazolo[1,5-*a*]pyridin-7-amine,
- N*-butyl-3-[2-(butylamino)-4-pyrimidinyl]-2-{4-[(cyclopropylmethyl)amino]phenyl}-
pyrazolo[1,5-*a*]pyridin-7-amine,
- N*-Butyl-3-[2-(butylamino)-4-pyrimidinyl]-2-[4-(dimethylamino)phenyl]-pyrazolo[1,5-
a]pyridin-7-amine,
- 15 2-(2-Bromophenyl)-*N*-cyclopentyl-3-[2-(cyclopentylamino)-4-
pyrimidinyl]pyrazolo[1,5-*a*]pyridin-7-amine,
- 2-(3-Bromophenyl)-*N*-cyclopentyl-3-[2-(cyclopentylamino)-4-
pyrimidinyl]pyrazolo[1,5-*a*]pyridin-7-amine,
- 4-[2-(3-Bromophenyl)-7-(1-pyrrolidinyl)pyrazolo[1,5-*a*]pyridin-3-yl]-*N*-cyclopentyl-
20 2-pyrimidinamine,
- N*-[3-(2-Amino-4-pyrimidinyl)-2-(3-bromophenyl)pyrazolo[1,5-*a*]pyridin-7-yl]-*N*-
cyclopentylamine,
- 4-[2-(3-Bromophenyl)-7-(1-pyrrolidinyl)pyrazolo[1,5-*a*]pyridin-3-yl]-2-
pyrimidinamine,
- 25 2-[1,1'-Biphenyl]-3-yl-*N*-cyclopentyl-3-[2-(cyclopentylamino)-4-
pyrimidinyl]pyrazolo-[1,5-*a*]pyridin-7-amine,
- 4-[2-[1,1'-Biphenyl]-3-yl-7-(1-pyrrolidinyl)pyrazolo[1,5-*a*]pyridin-3-yl]-*N*-
cyclopentyl-2-pyrimidinamine,
- N*-Cyclopentyl-3-[2-(cyclopentylamino)-4-pyrimidinyl]-2-[3-(4-pyridinyl)phenyl]-
30 pyrazolo[1,5-*a*]pyridin-7-amine,

- N*-Cyclopentyl-3-[2-(cyclopentylamino)-4-pyrimidinyl]-2-[3-(3-thienyl)phenyl]pyrazolo-[1,5-*a*]pyridin-7-amine,
- N*-Cyclopentyl-3-[2-(cyclopentylamino)-4-pyrimidinyl]-2-[3-(2-thienyl)-phenyl]pyrazolo[1,5-*a*]pyridin-7-amine,
- 5 2-(3-Aminophenyl)-*N*-cyclopentyl-3-[2-(cyclopentylamino)-4-pyrimidinyl]pyrazolo[1,5-*a*]pyridin-7-amine,
- N*-(3-{7-(Cyclopentylamino)-3-[2-(cyclopentylamino)-4-pyrimidinyl]pyrazolo[1,5-*a*]pyridin-2-yl}phenyl)acetamide,
- N*-(3-{7-(Cyclopentylamino)-3-[2-(cyclopentylamino)-4-pyrimidinyl]-pyrazolo[1,5-*a*]pyridin-2-yl}phenyl)methanesulfonamide,
- 10 4-[2-(3-Aminophenyl)-7-(1-pyrrolidinyl)pyrazolo[1,5-*a*]pyridin-3-yl]-*N*-cyclopentyl-2-pyrimidinamine,
- N*-cyclopentyl-3-[2-(cyclopentylamino)-4-pyrimidinyl]-2-phenylpyrazolo-[1,5-*a*]pyridin-7-amine,
- 15 3-{7-(Cyclopentylamino)-3-[2-(cyclopentylamino)-4-pyrimidinyl]pyrazolo[1,5-*a*]pyridin-2-yl}benzotrile,
- 3-{7-(Cyclopentylamino)-3-[2-(cyclopentylamino)-4-pyrimidinyl]-pyrazolo[1,5-*a*]pyridin-2-yl}benzamide,
- 3-{7-(Cyclopentylamino)-3-[2-(cyclopentylamino)-4-pyrimidinyl]pyrazolo-[1,5-*a*]pyridin-2-yl}benzoic acid,
- 20 *N*-{4-[2-(3-Bromo-4-methoxyphenyl)-7-(cyclopentylamino)pyrazolo[1,5-*a*]pyridin-3-yl]-2-pyrimidinyl}-*N*-cyclopentylamine,
- 2-(3-Bromo-4-chlorophenyl)-*N*-cyclopentyl-3-[2-(cyclopentylamino)-4-pyrimidinyl]-pyrazolo[1,5-*a*]pyridin-7-amine,
- 25 2-(3-Amino-4-chlorophenyl)-*N*-cyclopentyl-3-[2-(cyclopentylamino)-4-pyrimidinyl]pyrazolo[1,5-*a*]pyridin-7-amine,
- 2-[4-(Benzylamino)phenyl]-*N*-butyl-3-[2-(butylamino)-4-pyrimidinyl]-pyrazolo[1,5-*a*]pyridin-7-amine,
- N*-Cyclopentyl-3-[2-(cyclopentylamino)-4-pyrimidinyl]-2-(3-methylphenyl)pyrazolo[1,5-*a*]pyridin-7-amine,
- 30

- 4-[7-Chloro-2-(3-methylphenyl)pyrazolo[1,5-*a*]pyridin-3-yl]-*N*-cyclopentyl-5,6-dimethyl-2-pyrimidinamine,
N-cyclopentyl-3-[2-(cyclopentylamino)-5,6-dimethyl-4-pyrimidinyl]-2-(3-methylphenyl)pyrazolo[1,5-*a*]pyridin-7-amine,
- 5 3-[2-(Cyclopentylamino)-4-pyrimidinyl]-*N*-isopropyl-2-(3-methylphenyl)pyrazolo[1,5-*a*]pyridin-7-amine,
4-[7-Chloro-2-(3-methoxyphenyl)pyrazolo[1,5-*a*]pyridin-3-yl]-*N*-cyclopentyl-2-pyrimidinamine,
N-Cyclopentyl-3-[2-(cyclopentylamino)-4-pyrimidinyl]-2-(3-methoxyphenyl)pyrazolo[1,5-*a*]pyridin-7-amine,
- 10 3-[2-(Cyclopentylamino)-4-pyrimidinyl]-*N*-isopropyl-2-(3-methoxyphenyl)pyrazolo[1,5-*a*]pyridin-7-amine,
3-[2-(Cyclopentylamino)-4-pyrimidinyl]-2-(3-methoxyphenyl)-*N,N*-dimethylpyrazolo[1,5-*a*]pyridin-7-amine,
- 15 3-{7-(Cyclopentylamino)-3-[2-(cyclopentylamino)-4-pyrimidinyl]pyrazolo[1,5-*a*]pyridin-2-yl} phenol,
N-Cyclopentyl-3-[2-(cyclopentylamino)-4-pyrimidinyl]-2-[3-(cyclopropylmethoxy)phenyl]pyrazolo[1,5-*a*]pyridin-7-amine,
N-Cyclopentyl-3-[2-(cyclopentylamino)-4-pyrimidinyl]-2-(3-fluorophenyl)pyrazolo[1,5-*a*]pyridin-7-amine,
- 20 2-(3-Chlorophenyl)-*N*-cyclopentyl-3-[2-(cyclopentylamino)-4-pyrimidinyl]pyrazolo[1,5-*a*]pyridin-7-amine,
N-Cyclopentyl-3-[2-(cyclopropylamino)-4-pyrimidinyl]-2-(4-methoxyphenyl)pyrazolo[1,5-*a*]pyridin-7-amine,
- 25 3-[2-(Cyclopentylamino)-4-pyrimidinyl]-2-(4-methoxyphenyl)-*N*-[2-(4-morpholinyl)ethyl]pyrazolo[1,5-*a*]pyridin-7-amine,
3-[2-(Cyclopentylamino)-4-pyrimidinyl]-*N*-cyclopropyl-2-(4-methoxyphenyl)pyrazolo[1,5-*a*]pyridin-7-amine,
N-Cyclopentyl-4-[2-(4-methoxyphenyl)-7-(4-morpholinyl)pyrazolo[1,5-*a*]pyridin-3-yl]-2-pyrimidinamine,
- 30

- 3-[2-(Cyclopentylamino)-4-pyrimidinyl]-*N*-(2-methoxyethyl)-2-(4-methoxyphenyl)pyrazolo[1,5-*a*]pyridin-7-amine,
N-Cyclopropyl-4-[2-(4-methoxyphenyl)-7-(4-morpholinyl)pyrazolo[1,5-*a*]pyridin-3-yl]-2-pyrimidinamine,
- 5 3-[2-(Cyclopropylamino)-4-pyrimidinyl]-*N*-(2-methoxyethyl)-2-(4-methoxyphenyl)pyrazolo[1,5-*a*]pyridin-7-amine,
3-[2-(Cyclopropylamino)-4-pyrimidinyl]-2-(4-methoxyphenyl)-*N*-[2-(4-morpholinyl)ethyl]pyrazolo[1,5-*a*]pyridin-7-amine,
N-Cyclopropyl-3-[2-(cyclopropylamino)-4-pyrimidinyl]-2-(4-methoxyphenyl)pyrazolo[1,5-*a*]pyridin-7-amine,
- 10 4-[3-[2-(Cyclopentylamino)-4-pyrimidinyl]-7-(cyclopropylamino)pyrazolo[1,5-*a*]pyridin-2-yl]phenol,
4-{7-(Cyclopentylamino)-3-[2-(cyclopropylamino)-4-pyrimidinyl]pyrazolo[1,5-*a*]pyridin-2-yl}phenol,
- 15 4-{7-(Cyclopropylamino)-3-[2-(cyclopropylamino)-4-pyrimidinyl]pyrazolo[1,5-*a*]pyridin-2-yl}phenol,
3-[2-(Cyclopentylamino)-4-pyrimidinyl]-*N*-cyclopropyl-2-[4-(cyclopropylmethoxy)phenyl]pyrazolo[1,5-*a*]pyridin-7-amine,
2-[4-(Allyloxy)phenyl]-*N*-cyclopentyl-3-[2-(cyclopropylamino)-4-pyrimidinyl]pyrazolo[1,5-*a*]pyridin-7-amine,
- 20 *N*-Cyclopropyl-3-[2-(cyclopropylamino)-4-pyrimidinyl]-2-[4-(cyclopropylmethoxy)phenyl]pyrazolo[1,5-*a*]pyridin-7-amine,
2-[4-(Allyloxy)phenyl]-*N*-cyclopropyl-3-[2-(cyclopropylamino)-4-pyrimidinyl]pyrazolo[1,5-*a*]pyridin-7-amine,
- 25 *N*-Butyl-3-[2-(butylamino)pyrimidin-4-yl]-2-{4-[(4-methoxybenzyl)amino]phenyl}pyrazolo[1,5-*a*]pyridin-7-amine,
N-Butyl-3-[2-(butylamino)pyrimidin-4-yl]-2-(4-morpholin-4-ylphenyl)pyrazolo[1,5-*a*]pyridin-7-amine,
2-(3-Bromophenyl)-*N*-cyclopentyl-3-[2-(cyclopropylamino)-4-pyrimidinyl]pyrazolo[1,5-*a*]pyridin-7-amine,
- 30

- 2-(3-Bromophenyl)-3-[2-(cyclopentylamino)-4-pyrimidinyl]-*N*-
cyclopropylpyrazolo[1,5-*a*]pyridin-7-amine,
2-(3-Bromophenyl)-*N*-cyclopropyl-3-[2-(cyclopropylamino)-4-
pyrimidinyl]pyrazolo[1,5-*a*]pyridin-7-amine,
5 Methyl *N*-[3-[2-(cyclopentylamino)pyrimidin-4-yl]-2-(4-methoxyphenyl)pyrazolo[1,5-
a]pyridin-7-yl]glycinate,
5-[[3*aS*,4*S*,6*aR*]-2-Oxohexahydro-1*H*-thieno[3,4-*d*]imidazol-4-yl]-*N*-(4-{7-
(butylamino)-3-[2-(butylamino)pyrimidin-4-yl]pyrazolo[1,5-*a*]pyridin-2-
yl}phenyl)pentanamide,
10 *N*-[3-[2-(Cyclopentylamino)pyrimidin-4-yl]-2-(4-methoxyphenyl)pyrazolo[1,5-
a]pyridin-7-yl]butane-1,4-diamine,
5-[[3*aS*,4*S*,6*aR*]-2-Oxohexahydro-1*H*-thieno[3,4-*d*]imidazol-4-yl]-*N*-(4-{[3-[2-
(cyclopentylamino)pyrimidin-4-yl]-2-(4-methoxyphenyl)pyrazolo[1,5-
a]pyridin-7-yl]amino}butyl)pentanamide,
15 3-[2-(Cyclopentylamino)pyrimidin-4-yl]-2-(4-methoxyphenyl)pyrazolo[1,5-*a*]pyridin-
7-amine,
N,N'-di-*tert*-butoxycarbonyl-*N'*-(4-{[3-[2-(cyclopentylamino)pyrimidin-4-yl]-2-(4-
methoxyphenyl)pyrazolo[1,5-*a*]pyridin-7-yl]amino}butyl)guanidine,
N-(4-{[3-[2-(Cyclopentylamino)pyrimidin-4-yl]-2-(4-methoxyphenyl)pyrazolo[1,5-
a]pyridin-7-yl]amino}butyl)guanidine,
20 *N*-(4-{[3-[2-(Cyclopentylamino)pyrimidin-4-yl]-2-(4-methoxyphenyl)pyrazolo[1,5-
a]pyridin-7-yl]amino}butyl)methanesulfonamide,
N-{[(4-{[3-[2-(Cyclopentylamino)pyrimidin-4-yl]-2-(4-methoxyphenyl)pyrazolo[1,5-
a]pyridin-7-yl]amino}butyl)amino]carbonyl}-4-methylbenzenesulfonamide,
25 4-[(4-{[3-[2-(Cyclopentylamino)pyrimidin-4-yl]-2-(4-methoxyphenyl)pyrazolo[1,5-
a]pyridin-7-yl]amino}butyl)amino]-4-oxobutanoic acid,
Diethyl 4-{[3-[2-(cyclopentylamino)pyrimidin-4-yl]-2-(4-
methoxyphenyl)pyrazolo[1,5-*a*]pyridin-7-yl]amino}butylamidophosphate,
4-{[3-[2-(Cyclopentylamino)pyrimidin-4-yl]-2-(4-methoxyphenyl)pyrazolo[1,5-
a]pyridin-7-yl]amino}butan-1-ol,
30

- Dibenzyl 4-{{3-[2-(cyclopentylamino)pyrimidin-4-yl]-2-(4-methoxyphenyl)pyrazolo[1,5-*a*]pyridin-7-yl}amino}butyl phosphate,
4-{{3-[2-(Cyclopentylamino)pyrimidin-4-yl]-2-(4-methoxyphenyl)pyrazolo[1,5-*a*]pyridin-7-yl}amino}butyl phosphate diammonium salt,
- 5 2-(3-Azidophenyl)-*N*-cyclopentyl-3-[2-(cyclopentylamino)pyrimidin-4-yl]pyrazolo[1,5-*a*]pyridin-7-amine,
3-[2-(Cyclopentylamino)-4-pyrimidinyl]-2-(4-methoxyphenyl)-*N*-[2-oxo-2-(1-pyrrolidinyl)ethyl]pyrazolo[1,5-*a*]pyridin-7-amine,
N-(2-{{3-[2-(Cyclopentylamino)-4-pyrimidinyl]-2-(4-methoxyphenyl)pyrazolo[1,5-*a*]pyridin-7-yl}amino}ethyl)methanesulfonamide,
- 10 *N*'-[3-[2-(Cyclopentylamino)-4-pyrimidinyl]-2-(4-methoxyphenyl)pyrazolo[1,5-*a*]pyridin-7-yl]-1,2-ethanediamine,
N-Cyclopentyl-4-[2-(3-fluorophenyl)-7-(4-morpholinyl)pyrazolo[1,5-*a*]pyridin-3-yl]-2-pyrimidinamine,
- 15 *N*-Cyclopentyl-3-[2-(cyclopentylamino)-4-pyrimidinyl]-2-[3-(trifluoromethyl)phenyl]pyrazolo[1,5-*a*]pyridin-7-amine,
2-(3-Chlorophenyl)-*N*-cyclopropyl-3-[2-(cyclopropylamino)-4-pyrimidinyl]pyrazolo[1,5-*a*]pyridin-7-amine,
2-(3-Chlorophenyl)-*N*-cyclopentyl-3-[2-(cyclopropylamino)-4-pyrimidinyl]pyrazolo[1,5-*a*]pyridin-7-amine,
- 20 2-(3-Chlorophenyl)-3-[2-(cyclopentylamino)-4-pyrimidinyl]-*N*-cyclopropylpyrazolo[1,5-*a*]pyridin-7-amine,
N-Cyclopentyl-3-[2-(cyclopropylamino)-4-pyrimidinyl]-2-(3-fluorophenyl)pyrazolo[1,5-*a*]pyridin-7-amine,
- 25 4-[2-(3-Chlorophenyl)-7-(4-morpholinyl)pyrazolo[1,5-*a*]pyridin-3-yl]-*N*-cyclopentyl-2-pyrimidinamine,
2-(3-Chlorophenyl)-3-[2-(cyclopentylamino)-4-pyrimidinyl]-*N*-(2-methoxyethyl)pyrazolo[1,5-*a*]pyridin-7-amine,
3-[2-(Cyclopentylamino)-4-pyrimidinyl]-*N*-cyclopropyl-2-(3-fluorophenyl)pyrazolo[1,5-*a*]pyridin-7-amine,
- 30

3-[2-(Cyclopentylamino)-4-pyrimidinyl]-2-(3-fluorophenyl)-*N*-(2-methoxyethyl)pyrazolo[1,5-*a*]pyridin-7-amine, and pharmaceutically acceptable salts, solvates and physiologically functional derivatives thereof.

5

14. A pharmaceutical composition comprising a compound according to any of claims 1-13.

15. The pharmaceutical composition according to claim 14 further comprising a pharmaceutically acceptable carrier or diluent.

10

16. The pharmaceutical composition according to any of claims 14-15 further comprising an antiviral agent selected from the group consisting of aciclovir and valaciclovir.

15

17. A method for the prophylaxis or treatment of herpes viral infections in an animal, said method comprising administering to the animal a therapeutically effective amount of a compound according to any of claims 1-13.

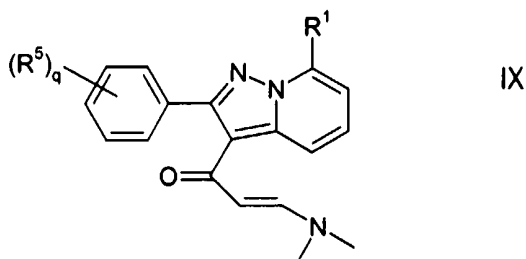
18. The method according to claim 17 wherein said herpes viral infection is selected from the group consisting of herpes simplex virus 1, herpes simplex virus 2, cytomegalovirus, Epstein Barr virus, varacella zoster virus, human herpes virus 6, human herpes virus 7, and human herpes virus 8.

20

19. A method for the prophylaxis or treatment of conditions or diseases associated with herpes viral infections in an animal, comprising administering to the animal a therapeutically effective amount of a compound according to any of claims 1-13.

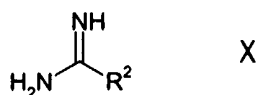
25

20. A process for preparing the compound according to any of claims 1-13 wherein Y is N and R² is selected from the group consisting of alkyl, cycloalkyl, alkenyl, cycloalkenyl, -NR⁷R⁸, -OR⁷, Ay, -OAY, -S(O)_nR⁹, -S(O)_nAy, -R¹⁰NR⁷R⁸, -R¹⁰NR⁷Ay, Het, -NHHet, -NHR¹⁰Het, -OHet, and -OR¹⁰Het, and R³ and R⁴ are H, said process
- 5 comprising reacting a compound of formula (IX):



10

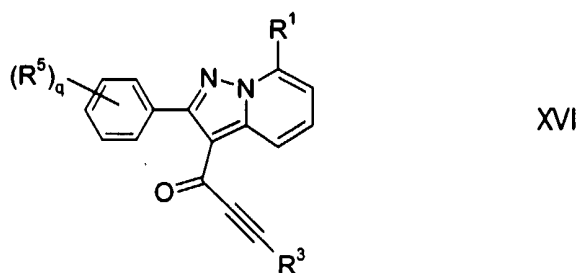
with an amine of formula (X):



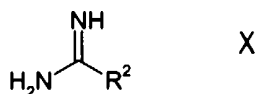
15

21. A process for preparing the compound according to any of claims 1-13 wherein Y is N; R² is selected from the group consisting of alkyl, cycloalkyl, alkenyl, cycloalkenyl, -NR⁷R⁸, -OR⁷, Ay, -OAY, -S(O)_nR⁹, -S(O)_nAy, -R¹⁰NR⁷R⁸, -R¹⁰NR⁷Ay, Het, -NHHet, -NHR¹⁰Het, -OHet, and -OR¹⁰Het; R³ is selected from the
- 20 group consisting of H, alkyl, cycloalkyl, alkenyl, -R¹⁰OR⁷, -R¹⁰OAY, -NR⁷R⁸ where R⁷ and R⁸ are not H, Ay, -NR⁷Ay where R⁷ is not H, -R¹⁰NR⁷R⁸, -R¹⁰NR⁷Ay, -C(O)R⁷, -C(O)Ay, -CO₂R⁷, -CO₂Ay, -SO₂NHR⁹ and Het; and R⁴ is H, said process comprising reacting a compound of formula (XVI):

187

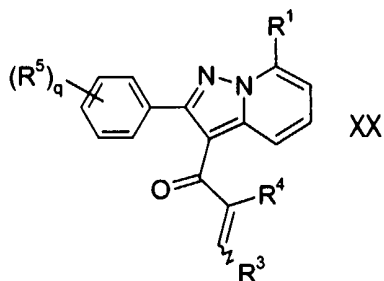


with an amine of formula (X):

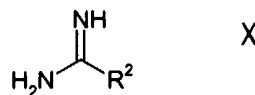


22. A process for preparing the compound according to any of claims 1-13 wherein Y is N and R² is selected from the group consisting of alkyl, cycloalkyl, alkenyl, cycloalkenyl, -NR⁷R⁸, -OR⁷, Ay, -OAY, -S(O)_nR⁹, -S(O)_nAY, -R¹⁰NR⁷R⁸, -R¹⁰NR⁷AY, Het, -NHHet, -NHR¹⁰Het, -OHet, and -OR¹⁰Het, said process comprising the steps of:

15 a) reacting a compound of formula (XX):



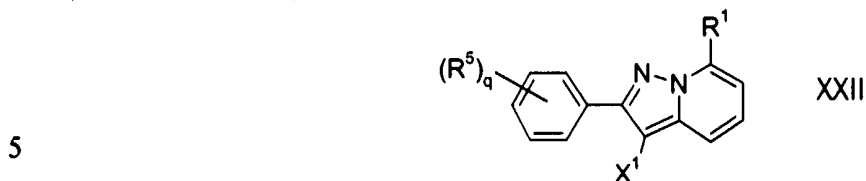
with an amine of formula (X):



to prepare an intermediate compound; and

b) oxidizing the intermediate compound.

23. A process for preparing the compound according to any of claims 1-13, said process comprising reacting a compound of formula (XXII):



wherein X¹ is chloro, bromo or iodo;

with a compound of formula XXIV:



15 wherein M² is selected from the group consisting of -B(OH)₂, -B(ORa)₂, -B(Ra)₂, -Sn(Ra)₃, Zn-halide, ZnRa, and Mg-halide where Ra is alkyl or cycloalkyl and halide is halo.

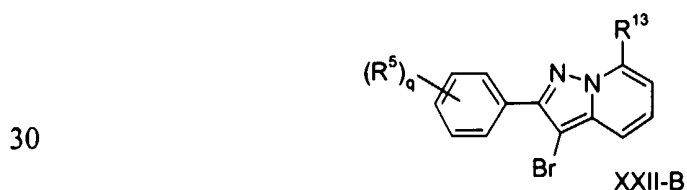
24. The process according to any of claims 20-23, further comprising the step of converting the compound of formula (I) to a pharmaceutically acceptable salt, solvate or physiologically functional derivative thereof.

20

25. The process according to any of claims 20-24 further comprising the step of converting the compound of formula (I) or a pharmaceutically acceptable salt, solvate or physiologically functional derivative thereof to another compound of formula (I) or a pharmaceutically acceptable salt, solvate or physiologically functional derivative thereof.

25

26. A process for preparing compounds of formula (XXII-B)



wherein:

R^{13} is selected from the group consisting of $-NR^7R^8$, $-NR^7Ay$, Het, $-NHR^{10}Het$,
 $-NHHet$ and $-NHR^{10}Ay$;

q is 0, 1, 2, 3, 4 or 5;

5 each R^5 is the same or different and is independently selected from the group
 consisting of halo, alkyl, alkenyl, alkynyl, cycloalkyl, cycloalkenyl,
 $-R^{10}cycloalkyl$, Ay , $-NHR^{10}Ay$, Het, $-NHHet$, $-NHR^{10}Het$, $-OR^7$,
 $-OAY$, $-OHet$, $-R^{10}OR^9$, $-NR^7R^8$, $-NR^7Ay$, $-R^{10}NR^7R^8$, $-R^{10}C(O)R^9$, $-C(O)R^9$,
 $-CO_2R^9$, $-R^{10}CO_2R^9$, $-C(O)NR^7R^8$, $-C(O)Ay$, $-C(O)NR^7Ay$, $-C(O)Het$,
 10 $-C(O)NHR^{10}Het$, $-R^{10}C(O)NR^9R^{11}$, $-C(S)NR^9R^{11}$, $-R^{10}C(S)NR^9R^{11}$,
 $-R^{10}NHC(NH)NR^9R^{11}$, $-C(NH)NR^7R^8$, $-C(NH)NR^7Ay$, $-R^{10}C(NH)NR^9R^{11}$,
 $-S(O)_2NR^7R^8$, $-S(O)_2NR^7Ay$, $-R^{10}SO_2NHCOR^9$, $-R^{10}SO_2NR^9R^{11}$, $-R^{10}SO_2R^9$,
 $-S(O)_nR^9$, cyano, nitro and azido; or
 two adjacent R^5 groups together with the atoms to which they are
 15 attached form a C_{5-6} cycloalkyl or aryl;

each R^7 and R^8 are the same or different and are independently selected from
 the group consisting of H, alkyl, cycloalkyl, alkenyl, cycloalkenyl,
 $-R^{10}cycloalkyl$, $-R^{10}OR^9$, $-R^{10}NR^9R^{11}$, $-R^{10}C(O)R^9$, $-C(O)R^9$, $-C(O)R^{10}Ay$,
 $-C(O)R^{10}Het$, $-CO_2R^9$, $-R^{10}CO_2R^9$, $-C(O)NR^9R^{11}$, $-R^{10}C(O)NR^9R^{11}$, $-R^{10}C(O)Ay$,
 20 $-R^{10}C(O)Het$, $-C(S)NR^9R^{11}$, $-R^{10}C(S)NR^9R^{11}$, $-R^{10}NHC(NH)NR^9R^{11}$,
 $-R^{10}NHC(O)R^{10}Het$, $-R^{10}NHC(O)R^{10}CO_2R^9$, $-R^{10}NHC(NCO_2R^9)NHCO_2R^9$,
 $-R^{10}NHC(O)NHSO_2R^9$, $-R^{10}NHC(O)NHSO_2Ay$, $-R^{10}NHC(O)NHSO_2Het$,
 $-R^{10}C(NH)NR^9R^{11}$, $-C(NH)NR^9R^{11}$, $-SO_2NR^9R^{11}$, $-R^{10}SO_2NR^9R^{11}$,
 $-R^{10}NHSO_2R^9$, $-SO_2R^{10}$, $-R^{10}SO_2R^{10}$, $-R^{10}NHCOR^9$, $-R^{10}SO_2NHCOR^9$,
 25 $-R^{10}NHP(O)(OR^9)_2$, $-R^{10}OP(O)(OR^9)_2$ and $-R^{10}OP(O)(OR^{10}Ay)_2$;

each R^9 and R^{11} are the same or different and are independently selected from
 the group consisting of H, alkyl, cycloalkyl, $-R^{10}cycloalkyl$, $-R^{10}OH$,
 $-R^{10}(OR^{10})_w$ where w is 1-10, and $-R^{10}NR^{10}R^{10}$;

each R^{10} is the same or different and is independently selected from the group
 30 consisting of alkyl, branched alkyl, cycloalkyl, alkenyl, cycloalkenyl, and
 alkynyl;

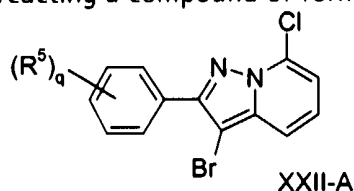
Ay is aryl; and

Het is a 5- or 6-membered heterocyclic or heteroaryl group;

wherein when q is 1 and R⁵ is in the para position, then R⁵ is not halo

said process comprising reacting a compound of formula (XXII-A):

5



with a compound of formula H-R¹³.

10

27. A compound according to any of Claims 1-13 for use in therapy.

28. A compound according to any of Claims 1-13 for use in the prophylaxis or treatment of herpes viral infections in an animal.

15

29. A compound according to any of claims 1-13 for use in the prophylaxis or treatment of conditions or diseases associated with herpes viral infections in an animal.

20 30. The use of a compound according to any of claims 1-13 for the preparation of a medicament for prophylaxis or treatment of herpes viral infections.

31. The use of a compound according to any of claims 1-13 for the preparation of a medicament for the treatment or prophylaxis of conditions or diseases associated
25 with herpes viral infections in mammals.

32. A pharmaceutical composition comprising a compound according to any of claims 1-13 for use in the prophylaxis or treatment of herpes viral infections in an animal.