



US00D485321S

(12) **United States Design Patent** (10) **Patent No.:** **US D485,321 S**
Breier et al. (45) **Date of Patent:** **** Jan. 13, 2004**

(54) **PUTTER HEAD** D458,656 S 6/2002 Tang et al.
D461,514 S 8/2002 Tang et al.
(75) Inventors: **Joshua G. Breier**, Vista, CA (US); D461,515 S 8/2002 Tang et al.
Robert R. Lang, Escondido, CA (US); D461,860 S 8/2002 Tang
Richard C. Helmstetter, Rancho Santa D461,861 S 8/2002 Tang et al.
Fe, CA (US); **Augustin W. Rollinson**, D463,002 S 9/2002 Tang et al.
Carlsbad, CA (US) D467,985 S 12/2002 Tang et al.
D470,904 S 2/2003 Tang et al.
(73) Assignee: **Callaway Golf Company**, Carlsbad, D471,245 S 3/2003 Tang et al.
CA (US) D471,940 S * 3/2003 Tang et al. D21/742
D472,594 S 4/2003 Tang et al.
(**) Term: **14 Years** D472,595 S 4/2003 Tang et al.
D479,291 S * 9/2003 Murray D21/742

(21) Appl. No.: **29/184,025**
(22) Filed: **Sep. 4, 2003**
(51) **LOC (7) Cl.** **21-02**
(52) **U.S. Cl.** **D21/738; D21/742**
(58) **Field of Search** **D21/736-746;**
473/324, 327-331, 340, 341, 251-256

* cited by examiner
Primary Examiner—Mitchell Siegel
(74) *Attorney, Agent, or Firm*—Michael A. Catania; Elaine H. Lo

(57) **CLAIM**

The ornamental design for a putter head, as shown and described.

(56) **References Cited**

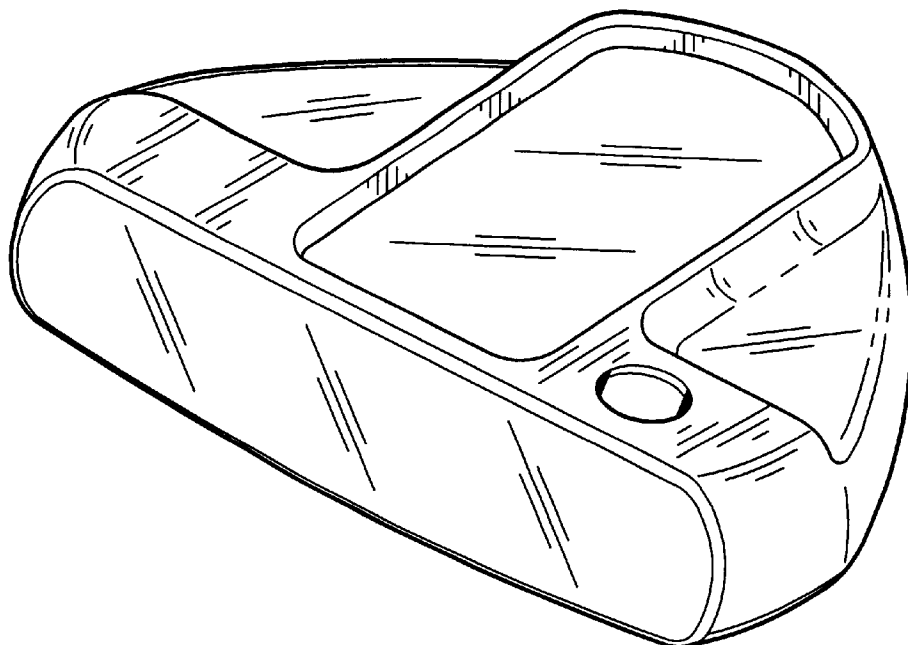
U.S. PATENT DOCUMENTS

D196,736 S	10/1963	DeCarlo	
D229,204 S	11/1973	Romero	
D241,563 S	9/1976	McCord	
4,141,556 A *	2/1979	Paulin	473/253
4,444,395 A	4/1984	Reiss	
4,688,798 A	8/1987	Pelz	
D309,765 S	8/1990	Pelz	
D309,766 S	8/1990	Pelz	
D317,034 S	5/1991	Pelz	
D317,962 S	7/1991	Pelz	
5,685,784 A *	11/1997	Butler	473/340
D395,692 S *	6/1998	Butler	D21/742
D457,586 S	5/2002	Tang et al.	

DESCRIPTION

FIG. 1 is a rear perspective view thereof;
FIG. 2 is a top perspective view thereof;
FIG. 3 is a top plan view thereof;
FIG. 4 is a toe side view thereof;
FIG. 5 is a back view thereof;
FIG. 6 is a heel side view thereof;
FIG. 7 is a front view thereof; and,
FIG. 8 is a bottom plan view thereof.
The dashed lines are for illustrative purposes only and form no part of the claimed design.

1 Claim, 3 Drawing Sheets



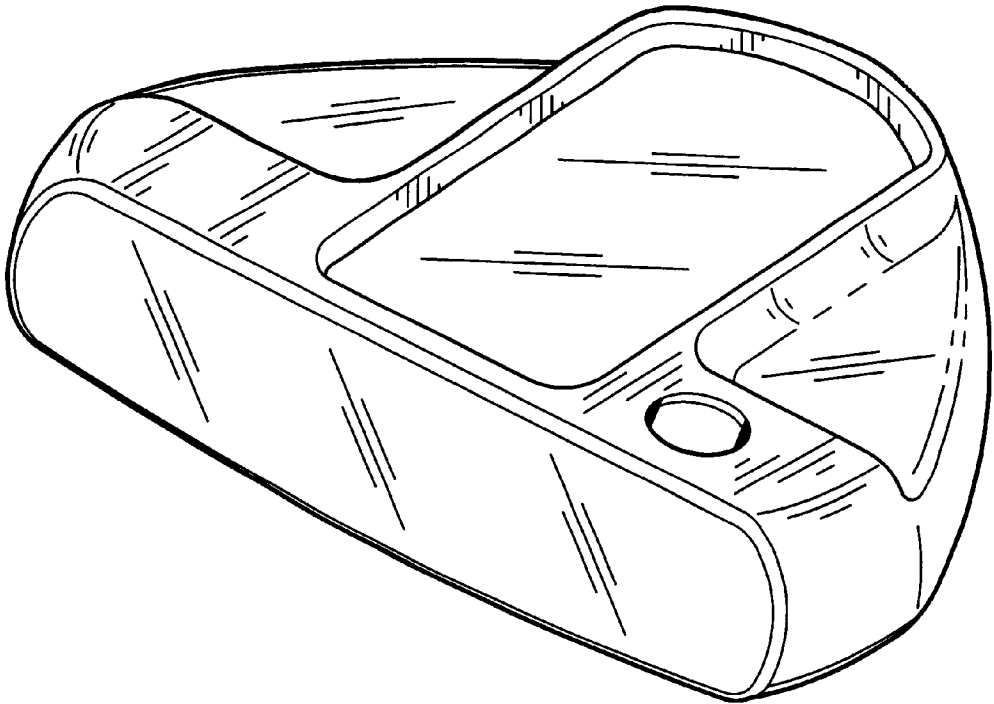


FIG. 1

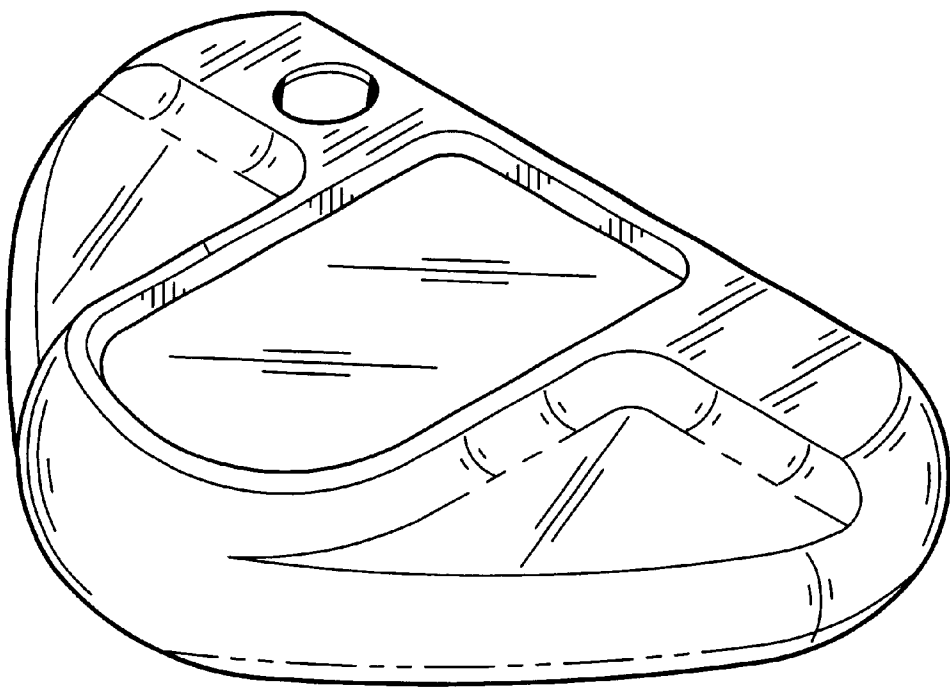


FIG. 2

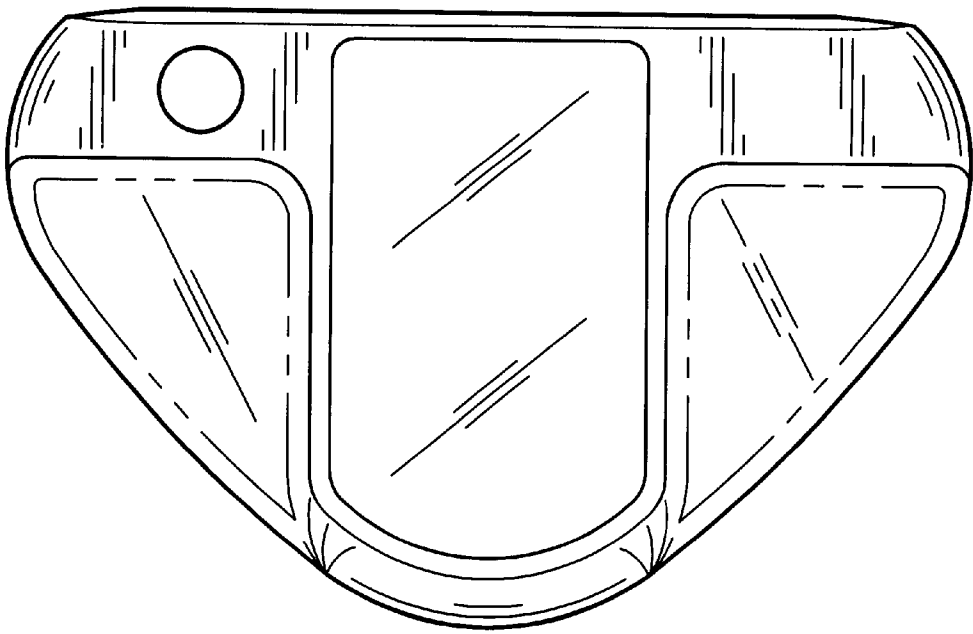


FIG. 3

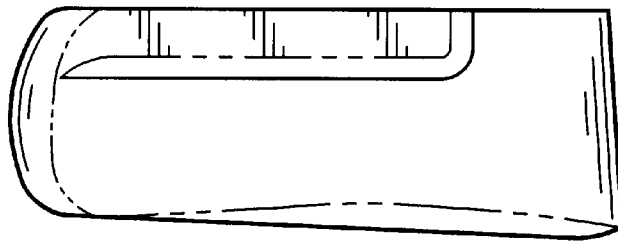


FIG. 4




FIG. 5

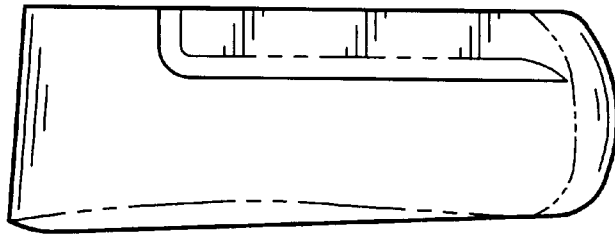


FIG. 6

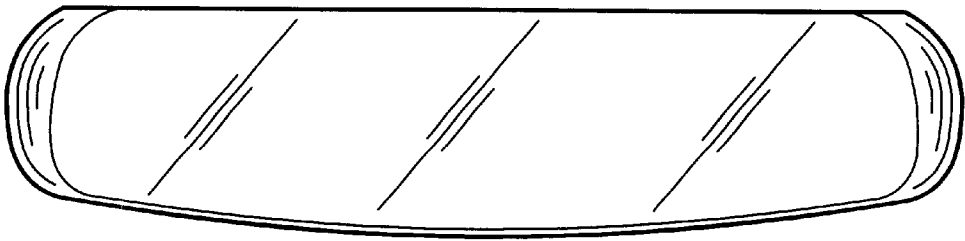


FIG. 7

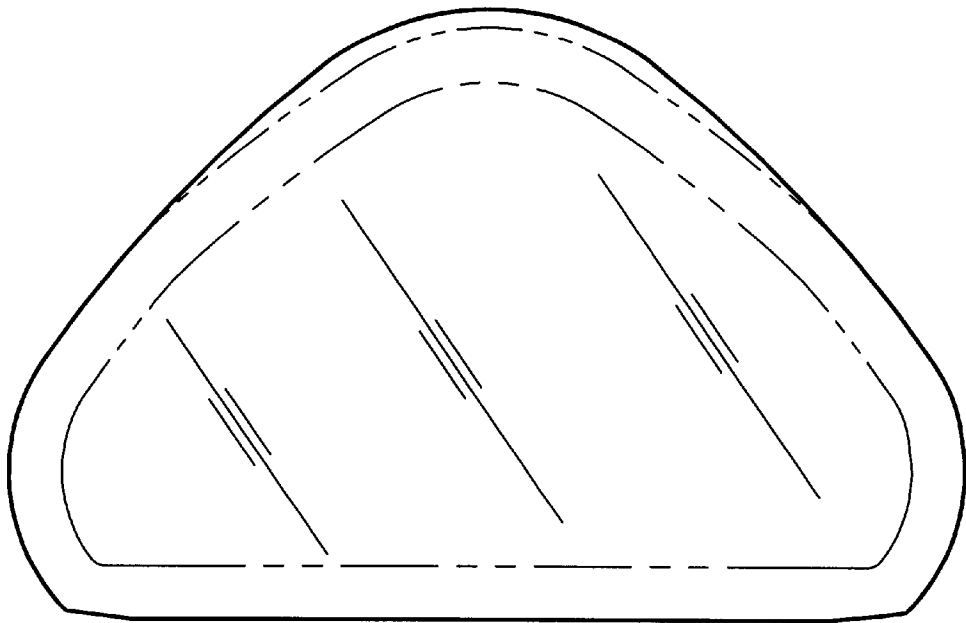


FIG. 8