



US00D597350S

(12) **United States Design Patent**
Tamara

(10) **Patent No.:** **US D597,350 S**

(45) **Date of Patent:** **** Aug. 4, 2009**

(54) **BACK REST FOR A CHAIR**

(75) Inventor: **George Tamara**, Glendale, CA (US)

(73) Assignee: **True Seating Concepts, LLC** (MU)

(**) Term: **14 Years**

(21) Appl. No.: **29/313,150**

(22) Filed: **Dec. 12, 2008**

(51) **LOC (9) Cl.** **06-01**

(52) **U.S. Cl.** **D6/502; D6/366**

(58) **Field of Classification Search** D6/334-335,
D6/356, 364, 365, 366, 367, 368, 374, 500-502;
297/452.21, 452.24, 452.26, 452.29, 452.32,
297/452.33, 452.35, 452.37, 452.48
See application file for complete search history.

(56) **References Cited**

U.S. PATENT DOCUMENTS

D532,227	S	*	11/2006	Smith	D6/500
D532,632	S	*	11/2006	Egger	D6/500
D533,377	S	*	12/2006	Egger	D6/500
D534,747	S	*	1/2007	True	D6/500
D535,128	S	*	1/2007	Egger	D6/500

D557,531 S * 12/2007 Johnson D6/500

D561,504 S * 2/2008 Smith D6/501

D566,437 S * 4/2008 Egger D6/500

D572,050 S * 7/2008 Tamara D6/500

* cited by examiner

Primary Examiner—Mimosa De

(74) *Attorney, Agent, or Firm*—Morland C. Fischer

(57) **CLAIM**

The ornamental design for a back rest for a chair, as shown and described.

DESCRIPTION

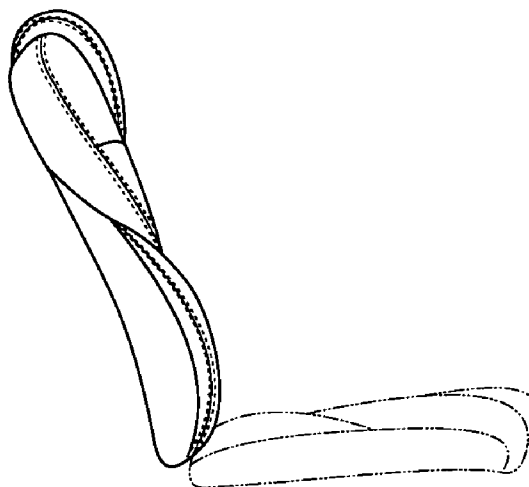
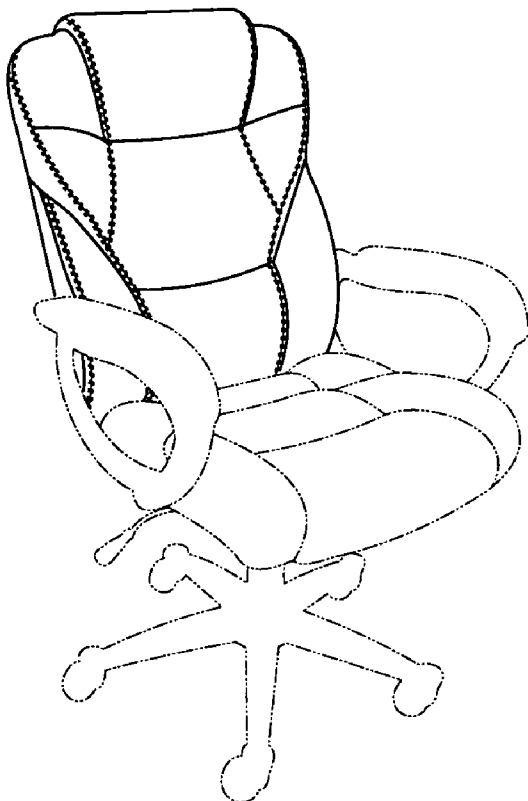
FIG. 1 is a perspective view showing the front and left side of a back rest for a chair which forms my new design, the broken lines in this and other figures showing other parts of a chair being for illustrative purposes only and forming no part of my design;

FIG. 2 is a front elevational view thereof; and,

FIG. 3 is a left side elevational view thereof, this view and the opposite right side elevational view being mirror images.

The short broken lines on the back rest in FIGS. 1-3 are understood to represent stitching.

1 Claim, 2 Drawing Sheets



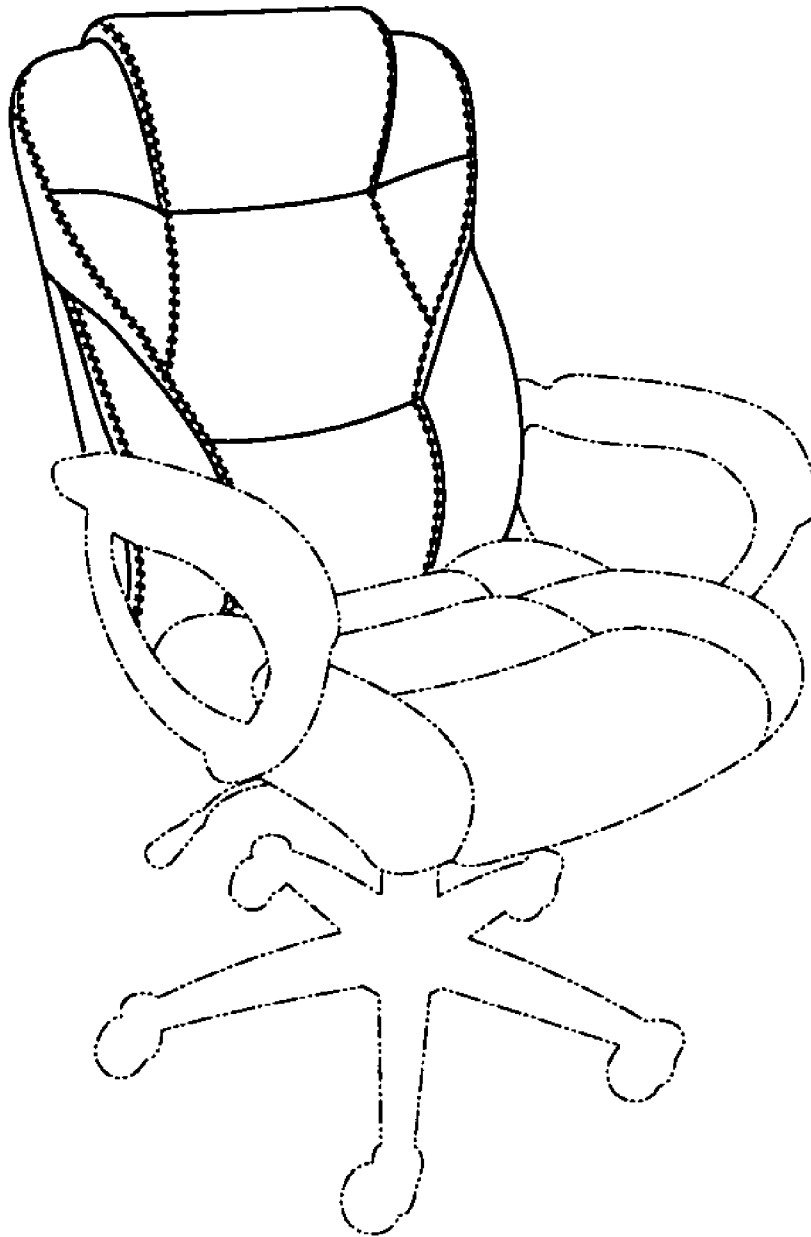


Fig. 1

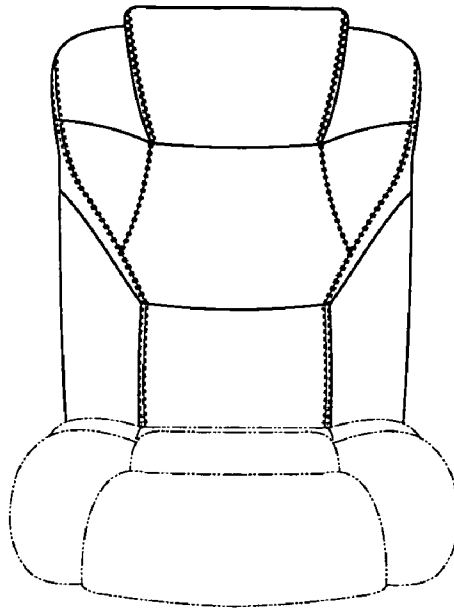


Fig. 2

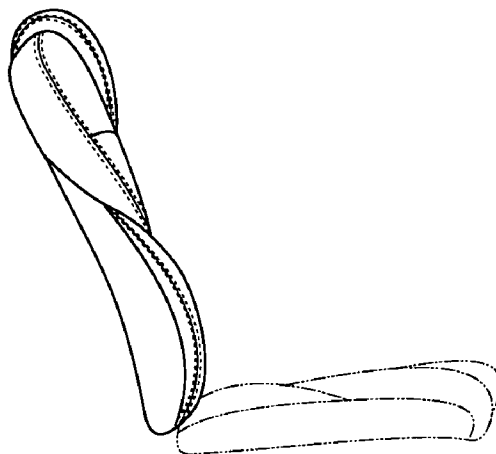


Fig. 3