



US00D341946S

# United States Patent [19] Graffigna

[11] Patent Number: **Des. 341,946**

[45] Date of Patent: **\*\* Dec. 7, 1993**

[54] **NECKTIE SUPPORT**

[76] Inventor: **James Graffigna**, 8825 Rodeo Dr.,  
Ste. 350, Irving, Tex. 75063

[\*\*] Term: **14 Years**

[21] Appl. No.: **692,059**

[22] Filed: **Jun. 6, 1991**

[52] U.S. Cl. .... **D6/316; D6/513**

[58] Field of Search ..... **D6/316, 513, 563, 315;  
D2/600, 605, 609; 223/87, DIG. 1, 98;  
206/295; 211/70.1, 113, 106; D3/66**

[56] **References Cited**

**U.S. PATENT DOCUMENTS**

D. 56,870	1/1921	Grossman	.....	D6/316
D. 155,957	11/1949	Woodbury	.....	D6/316
D. 205,257	7/1966	Hellinger	.....	223/DIG. 1
D. 237,852	12/1975	Aron	.....	D6/315

1,667,264	4/1928	Minnick	.....	211/106
2,264,957	12/1941	Shafarman	.....	211/60.1
2,488,973	11/1949	Hall	.....	223/98
2,618,378	11/1952	Miller	.....	206/295
3,783,995	1/1974	Tobin	.....	223/DIG. 1
4,593,812	6/1986	Dillingham	.....	223/DIG. 1

*Primary Examiner*—B. J. Bullock

[57] **CLAIM**

The ornamental design for a necktie support, as shown.

**DESCRIPTION**

FIG. 1 is a perspective view of a necktie support showing my new design;


FIG. 2 is a front elevational view, the rear being unornamented;

FIG. 3 is a right side elevational view;

FIG. 4 is a left side elevational view;

FIG. 5 is a top plan view; and,

FIG. 6 is a bottom plan view.






FIG. 1

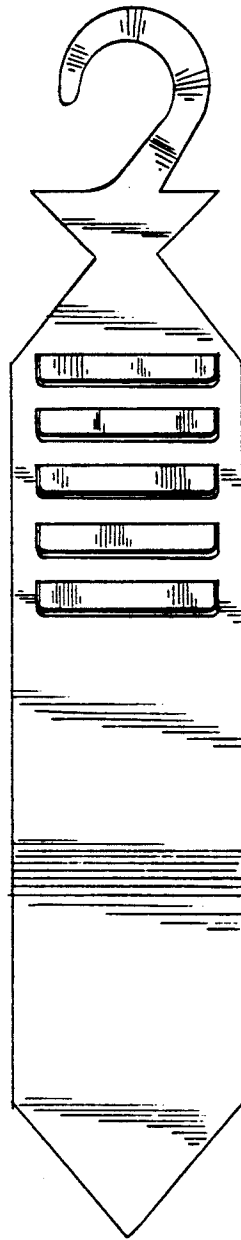


FIG. 2



FIG. 3



FIG. 4



FIG. 5



FIG. 6