



Europäisches Patentamt
European Patent Office
Office européen des brevets



(11) **EP 1 287 909 A2**

(12) **EUROPEAN PATENT APPLICATION**

(43) Date of publication:
05.03.2003 Bulletin 2003/10

(51) Int Cl.7: **B05D 1/26, B32B 31/00**

(21) Application number: **02026981.7**

(22) Date of filing: **18.03.1998**

(84) Designated Contracting States:
CH DE FR GB IT LI NL

(72) Inventor: **Janssen, Annegret**
21337 Lüneburg (DE)

(30) Priority: **01.12.1997 DE 19753266**

(74) Representative: **Maiwald Patentanwalts GmbH**
Elisenhof
Elisenstrasse 3
80335 München (DE)

(62) Document number(s) of the earlier application(s) in
accordance with Art. 76 EPC:
98917002.2 / 1 042 076

(71) Applicant: **H.B. Fuller Licensing & Financing, Inc.**
St. Paul, Minnesota 55110-5132 (US)

Remarks:

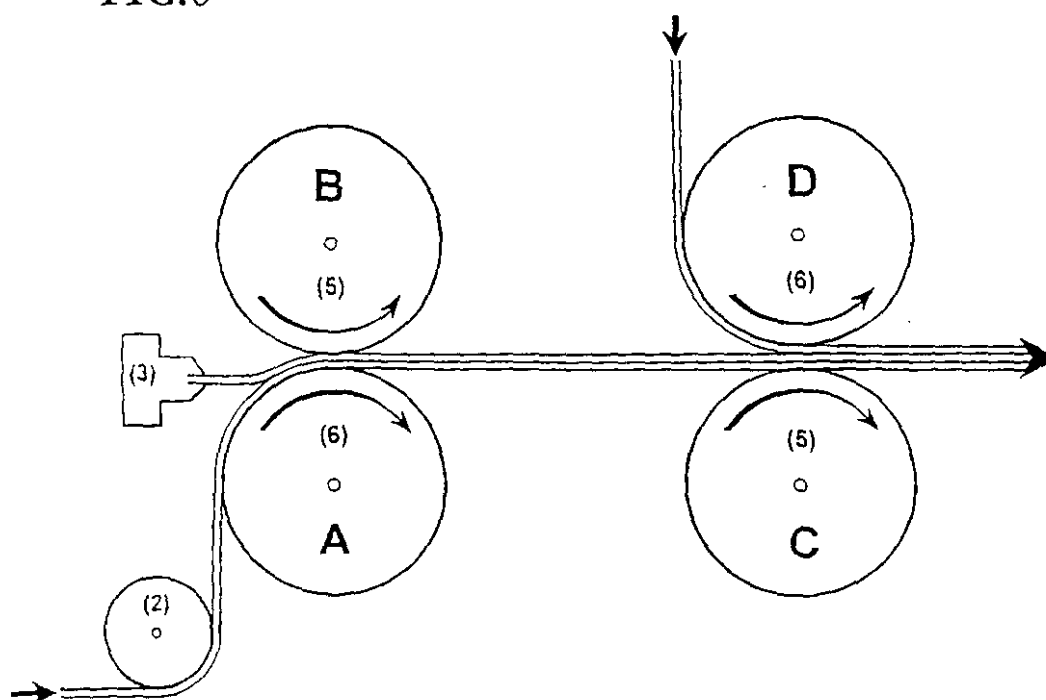
This application was filed on 05 - 12 - 2002 as a
divisional application to the application mentioned
under INID code 62.

(54) **Method for producing a thermoplastic coating and articles constructed therefrom**

(57) This invention relates to a non-contact coating method for producing a substantially continuous coating and articles constructed therefrom. This invention further relates to a non-contact slot coating method for producing a variety of coatings and laminations. This invention particularly relates to a method of coating a non-

porous substrate including film, foil and paper with a molten thermoplastic composition which reduces streaking caused by particles such as impurities, fillers and superabsorbent polymers. This invention further relates to thermoplastic compositions useful in the present non-contact coating method.

FIG.6



Description**Field of the invention**

5 **[0001]** This invention relates to a non-contact coating method for producing a substantially continuous coating and articles constructed therefrom. The invention further relates to a non-contact slot coating method for producing a variety of coatings and laminations. This invention particularly relates to a method of coating a substrate including film, foil and paper with a molten thermoplastic composition which reduces streaking caused by particles and enables film-to-film, film-to-foil and film-to-paper or board laminations with nonreactive hot melt adhesives.

Background of the invention

10 **[0002]** Conventional slot nozzle coating of molten thermoplastic compositions onto substrates is typically done by keeping the slot nozzle in contact with the substrate such that the nozzle lies on the substrate during the coating. It is unproblematic to coat hot melt adhesives at low coating weights provided that the coating need not be completely closed, i.e. nonporous. In the context of this specification, "continuous" may be used to describe a completely closed, i.e. nonporous film or coating. If, however, a completely closed, i.e. nonporous coating is to be created, this can only be done using customary coating methods if the coating weight of the hot melt is substantially higher.

15 **[0003]** Such high coating weights are expensive. Furthermore, direct coating with a slot nozzle provides substantial mechanical and thermal stresses on the coated substrates, especially since the slot nozzle is heated during coating. Therefore, very sensitive substrates such as plastic films can not always be coated with a hot melt from a slot nozzle in a customary manner without damaging the substrate. Further, the high coating weights of this prior art lead to increased stiffness of the coated substrate.

20 **[0004]** WO 96/25902, published Aug. 29, 1996, assigned to the H.B. Fuller Co. in St. Paul, MN teaches a method of coating wherein certain thermoplastic compositions are thermally made flowable and released from a coating device as a continuous coating without contact between the coating device and substrate being coated.

25 **[0005]** The present invention resides in specific adaptations to this novel coating method for use in a variety of other applications involving coatings on nonporous materials and coatings on porous materials. One type of such application is coatings on nonporous materials such as films. Thermoplastic compositions often contain unmelted particles either in the form of impurities such as contaminants and char or alternatively in the form of a particulate ingredient such as filler and additives. When these particles are of appreciable size and/or the slot nozzle has a relatively small gap, the particles tend to accumulate in the coating device interfering with the deposition of the coating. The particles block the passage of thermoplastic material causing a corresponding striation or streak to form on the substrate being coated. This problem is particularly prevalent in the formation of very thin coatings particularly when the optical quality is of importance such as for high quality graphic art applications, especially where films have to be coated. Accordingly, industry would find advantage in a coating method which rectifies these problems.

30 **[0006]** It is therefore an important object of this invention to provide a new coating method especially suited for coatings on films, foils, paper and other such materials, which makes it possible to avoid streaking and striation problems, especially at very low coating weights.

35 **[0007]** It is another important object of the invention to provide a coating method which permits laminations and coatings to be carried out "inline" or "offline", using thin films, metallized foils, heat-sensitive materials and other sensitive substrates at reduced risk of obtaining faulty or flawed products.

40 **[0008]** It is yet another important object of the invention to make film-to-film and film-to-foil laminations available which do not require the use of reactive adhesives.

45 **[0009]** Another object of the invention is to provide improved coating methods for coating thermoplastic compositions, especially hot melt adhesives, onto porous substrates such as textiles.

[0010] These and other objects and advantages of the invention will become more apparent from the following discussion.

Summary of the invention

50 **[0011]** The present invention is a method of coating a substrate with a thermoplastic composition employing a non-contact coating method and articles constructed therefrom. The method produces a substantially continuous coating. The method is useful for a variety of adhesive and coating applications and particularly those which employ conventional slot coating techniques, heat sensitive substrates, require low coating weights, and/or employ thermoplastic compositions comprising particles.

[0012] In one aspect, the present invention is a method of coating wherein a certain thermoplastic composition such as a hot melt adhesive which has been thermally made flowable, is released from a coating device onto a nonporous

substrate as a substantially continuous coating without contact between said coating device and said substrate, and subsequently disposed upon the surface of the substrate.

[0013] In another aspect, the present invention is a method of coating wherein a certain thermoplastic composition such as a hot melt adhesive which has been thermally made flowable, is released from a coating device onto a substrate as a substantially continuous coating without contact between said coating device and said substrate, and subsequently disposed upon the surface of the substrate, wherein the distance between the coating device and the substrate is greater than 20 mm.

[0014] In another aspect, the present invention is a method of coating wherein a certain thermoplastic composition such as a hot melt adhesive, which has been thermally made flowable is provided in the form of a substantially continuous nonporous film without contact of the film with a substrate, and said film is then coated onto a substrate by means of either a release-coated roller in direct contact with the adhesive film, said roller nipping said adhesive and said substrate, or with a release coated second substrate being disposed upon the surface of the thermoplastic composition which is not in contact with the first substrate, or by a transfer-coating method, wherein a certain thermoplastic composition such as a hot melt adhesive which has been thermally made flowable, is released from a coating device e.g. onto a release coated roller as a substantially continuous coating, i.e. a nonporous film, without contact between said coating device and said roller, and subsequently disposed upon the surface of a substrate.

[0015] In another aspect, the present invention is a method of coating wherein a certain thermoplastic composition such as a hot melt adhesive which has been thermally made flowable, is released from a coating device onto a first substrate as a substantially continuous coating without contact between said coating device and first said substrate, and subsequently disposed upon the surface, wherein said coating is subsequently reheated and then contacted to a second substrate.

[0016] The invention further relates to utilizing this method for lamination, especially laminating of materials such as transparent film material, to a substrate, especially a printed paper or cardboard substrate as well as film to film and film to foil laminations, which avoids the above-mentioned disadvantages of the prior art and makes it possible to use nonreactive hot melt adhesives for such film-to-film and film-to-foil laminations.

[0017] For heat sensitive substrates, the thermoplastic composition is preferably coated at temperatures of less than about 160°C, even more preferably less than about 125°C, and most preferably less than about 110°C to reduce the heat-induced stresses on the substrates being coated. Alternatively, the distance between the coating device and the substrate to be coated may be increased such that the molten thermoplastic composition has sufficiently cooled prior to contacting the heat sensitive substrate. This is particularly advantageous for coating and mutually bonding thermally sensitive substrates.

[0018] The thermoplastic composition preferably exhibits certain rheological characteristics such that the complex viscosity at high shear rates (1,000 rad/sec) is less than about 500 poise and the complex viscosity at low shear rates (1 rad/sec) is less than about 1,000 poise at the coating temperature. Some neat thermoplastic resins are suitable for the method of the present invention provided the uncompounded materials are sufficiently low enough in viscosity. However, compounded hot melt adhesives are preferred due to the ability to independently control the viscoelastic properties, open time, etc. Compounded hot melt are also advantageous to insure adequate adhesion to the carrier substrate or for delayed detackification of the coating after adherence to the substrate.

[0019] The resulting coating produced from said method is useful for a variety of applications wherein a consistent nonporous substantially continuous coating is desired. Coating weights of less than about 50-60 g/m² are preferred and even more preferred are coating weights of less than about 30 g/m² of the thermoplastic composition due to reduce expenditure and improved tactile quality of coated substrates. Coating weights of less than 10g/m² can in many cases be achieved.

[0020] The resulting coating is preferable for producing laminations to paper or cardboard, especially to printed paper. The coating method is particularly advantageous for manufacturing as it employs fewer production steps than prior art coating methods. Improving productivity as well as reducing the coating weight mass per area results in coatings and corresponding articles that are less expensive than prior art.

[0021] The coating methods are however not restricted to applications involving nonporous substrates. The inventive coatings can also be used on porous substrates. Herein, various aspects of the invention can be employed, including a method where the thermoplastic composition is released from a coating device with the distance between the coating device and the substrate greater than 20 mm, and including the method of nipping a hot melt adhesive preformed film to a porous substrate by means of a release coated roller in direct contact with the adhesive film.

[0022] Articles as described herein comprise articles which have at least one first layer wherein said first layer is a nonporous substrate and at least one second layer wherein said second layer is a coating or adhesive layer produced from the coating methods described above.

Brief description of the drawings

[0023]

Figs. 1-10 depict some of the preferred embodiments of the method of the present invention wherein a substantially continuous thermoplastic coating is formed and adhered to a substrate.

More specifically, Fig. 1A shows the basic structure of a coating and laminating machine useful for operating the invention;

Figs. 1B and 1C show the basic structures of similar such machines;

Figs. 2-4 illustrate inventive laminations at different positions of the coating device;

Figs. 5A and B illustrate a lamination and a transfer-coating method according to the invention;

Figs. 6-10 illustrate laminations, including adhesive reactivation laminations, in accordance with the invention.

Detailed description of the invention

[0024] In the method of the present invention, a molten thermoplastic composition, such as a hot melt adhesive, preferably substantially air-free, is initially provided in the form of a substantially continuous, nonporous "film" which is only later contacted with a substrate, a transfer roller or some other kind of support. Generally, the composition is released from a coating or release device in such a way that it exits the device as a substantially continuous film. A typical coating device is a slot nozzle, as it has previously been used for coating in direct contact with substrates. Thus, hot melt coating devices which are already known can be employed in accordance with the method of the present invention in that the slot nozzle is lifted off the substrate and is adjusted to have a suitable distance from the substrate.

[0025] As the flowable molten adhesive or thermoplastic composition exits the coating device, it does not contact the substrate, but rather travels for a distance as a continuous film suspended between the coating device and the substrate. The coating device may be initially contacted to the substrate in order to anchor or adhere the thermoplastic composition to the substrate provided that substrate will not be thermally or mechanically damaged by the contact with the coating device. Alternatively, the thermoplastic composition exits through the nozzle as a substantially continuous film and descends until contacting the substrate. The leading edge of the advancing substantially continuous film of thermoplastic composition adheres or anchors to the substrate upon contact with the substrate. In the case of heat sensitive materials, it is advantageous to advance the substrate by means of the drive rolls prior to contacting the thermoplastic composition to the substrate to avoid a build up of molten material which will melt through the substrate.

[0026] Machinery suitable for operating the inventive methods is shown schematically in Figures 1A, 1B and 1C. Figures 1A and 1B show an embodiment where a thermoplastic composition is released from a coating device (3) onto a first substrate (1), and a second substrate (4) is then disposed upon the free surface of the coated adhesive, by a nip roll (5). It is to be understood that this arrangement can be modified in other embodiments and especially that the second substrate (4) need not be used in all cases. Then, the nip roll (5) can be employed to nip the thermoplastic composition directly to the first substrate. For such embodiments, the nip roll (5) will be release-coated, e.g. may be a steel roller with a polytetrafluorethylene surface layer.

[0027] More specifically shown in Fig. 1A and 1B, Substrate 1 (1) travels past a series of idle rollers (2) to ensure the web is in proper alignment prior to approaching the coating device (3). Substrate 2 (4) is optionally adhered to the coating surface by means of a nip roll (5). Substrate 1 is defined as the first substrate that is contacted with the substantially continuous thermoplastic film. Substrate 1 may be any substrate which is generally provided in a roll good such as nonwoven, paper including release-coated paper, and a wide variety of films, foils and other materials. The embodiment of Fig. 1A, where the nip roll (5) is located fairly remote from the contact point of adhesive film and first substrate, is especially suited for the coating of porous substrates. The embodiment of Fig. 1B is especially suitable when Substrate 1 is nonporous meaning air does not readily pass through the substrate. In the case of film lamination, Substrate 1 is typically a film. Substrate 2 may also be provided in a roll good and be the same or a different material as Substrate 1. However, Substrate 2 may also be a particulate substance such as superabsorbent polymer, or a release-coated web material that can be pulled off the adhesive coating.

[0028] Fig 1C shows an embodiment where the adhesive film is first nipped onto the first substrate (1) by nip roll (5), which is part of a nipping station as later shown by rolls A and B in Figs. 2-10.

[0029] A second substrate 4 is then disposed on the free surface not in contact with the first substrate (1), at a lamination station formed by foils C and D.

[0030] Figs. 2-10 illustrate various preferred embodiments of the present invention wherein an extruded thermoplastic composition such as a hot melt adhesive is applied to a first substrate and then laminated to a second substrate. In each of these illustrations, Substrate 2 is optional in that the invention in its broadest aspect is simply a single continuous nonporous film formed from a non-contact coating method and coated onto a single substrate. In the absence of the second substrate, Figure 5B represents a transfer coat application since the molten composition is first applied to a release coated roller which then contacts a first substrate at the nip.

[0031] In embodiments where the thermoplastic coating or hot melt adhesive is contacted to a first substrate in the absence of a second substrate, as illustrated in Figures 6 and 7, or in the case when the second substrate is porous, it is important to have a release coating such as silicon, Teflon, or release paper on the roller(s) in contact with the adhesive or porous substrate to prevent adherence of the thermoplastic composition to the roller. The nip roller presses the air out from between the thermoplastic coating film and the substrate to insure there is no air entrapment between the first substrate and the thermoplastic composition. Roller A can be a steel cylinder to encourage heat transfer whereas roller B, typically the nip roller is rubber. In some cases it can be more preferred that roller A is rubber whereas roller B is a steel cylinder with an external release-coating.

[0032] Figs. 3-10 demonstrate that the nozzle position may be varied from perpendicular positions to parallel positions with respect to the position of the substrate.

[0033] Figs. 8 and 9 illustrate a second substrate being laminated to the first substrate at a position farther from the coating device. In this embodiment, it is preferred that roller C be heated to reactivate or extend the open time of the hot melt adhesive or thermoplastic coating prior to being laminated to the second substrate. The temperature of roller C can vary between about 30-100°C for lamination between rollers C and D. Alternatively, roller C may be a chill roll to hasten the speed of set of the thermoplastic coating or hot melt adhesive. This can be useful where the laminate is produced for intermediate storage. The substrate laminated in the nip of rollers can be either in web form, or in the form of sheets. As shown in Fig. 10, where roller C is a chill roll, the inventive method can be used to produce substrates such as films coated on one side with a thermoplastic composition, which can e.g. be used for heat sealing applications. Where this is desired, a further layer of a release paper can of course be added, as shown in Fig. 9, to protect the heat-sealing material e.g. for intermediate storage.

[0034] The coating device is positioned at a distance of at least 0.5 mm, preferably at least 2 mm, from the substrate (or the release coated roller in the case of transfer coating in the absence of a second substrate - Fig. 5B). The maximum distance the coating device may be positioned from the substrate is only limited by practicality, particularly when the coating device is positioned substantially vertically. Preferably, the distance is less than about 5 m, preferably less than about 3 m, more preferably less than about 1 m, even more preferably less than about 500 mm, and most preferably from about 2 to 20 mm, depending on the properties of the thermoplastic composition being coating. It is typically advantageous that the area between the coating device and substrate be shielded during coating from air-borne contaminants and air currents to prevent distortion of the coating prior to contacting the substrate. This is particularly the case when the distance between the coating device and substrate is greater than about 500 mm.

[0035] The distance is largely dictated by the viscosity and open time of the thermoplastic composition being coated. In the case of producing barrier films in this manner, it is surmised that the thermoplastic composition cools sufficiently in its suspended state such that it has built in viscosity and cohesive strength to the extent that any filaments or fibers present on the substrate surface cannot penetrate the coating, yet the thermoplastic composition is molten enough to adequately adhere to the substrate. The greater the distance between the coating device and the nip roller, the more the hot melt adhesive or coating will cool prior to contacting the first substrate. For some adhesive compositions, this cooling will adversely affect the adhesion (or anchorage) to the substrate. Therefore, the substrate may be passed over a heated roller prior to being nipped, or a heated nip roller may be employed if the distance between the nip roller and the coating device causes the coating or adhesive to cool to the extent that it will no longer adequately adhere or anchor to the substrate.

[0036] The coating may contact the substrate at any angle (compare e.g. Fig. 3 and 4). However, it has been shown to be especially advantageous for some applications such as for barrier films, that the coating later contacts the substrate in a substantially horizontal direction as in Fig. 1A, 1B, 2, 6 and 8. To accomplish this, a roller can be provided in the path of movement of the substrate to give the substrate a substantially vertical, upward direction, as the substrate passes the coating device. Additionally, the coating device, such as a slot nozzle, can be provided substantially horizontally beside the roller so that the coating travels from the side towards the surface of the substrate.

[0037] The diameter of the coating roller is preferably about 15 mm to about 50 mm in diameter with the nozzle slightly above the center of the coating roll such that the angle at which the thermoplastic coating contacts the substrate is less than about 60° as the substrate is moving away from the nozzle. The coating head is adjusted by one of ordinary skill in the art to optimize for even flow and distribution of the thermoplastic coating over the entire width of the application.

[0038] Thereafter, the sufficiently cooled coating contacts the substrate surface and adheres to the surface without deeply penetrating into the substrate. If the thermoplastic coating is of such a composition that it substantially detackifies

after sufficient cooling, the laminate of the coated substrate, thus formed, can be rolled up and stored. Alternatively this can be achieved by placing a release coated second substrate, such as a silicone-coated paper, on the surface of the adhesive coating. The laminate can then be used at some later time. The laminate can be bonded by any suitable bonding technique including ultrasonic bonding, heat sealing, or more commonly adhesive bonding.

5 [0039] Preferably, the coating is done "inline" immediately before any further processing. An example of an in-line process for which the invention is particularly well suited may be found in DE 195 46 272 C1 to Billhöfer Maschinenfabrik GmbH, incorporated herein by reference. The surface of the coating layer which is pointing away from the substrate may be sufficiently tacky such that it can be used as a construction adhesive or for lamination to other substrates and therefore can also serve to bond the coated substrate to another substrate layer. Other substrates that may be simul-

10 taneously bonded or laminated in this manner include absorbent, superabsorbent polymer, elastomeric strands or webs, tissue, films, foils, paper, cardboard, metal, as well as various permeable coverstock materials such as nonwoven or perforated films. These materials may be in the form of roll-goods, sheets, or particles.

[0040] In a preferred embodiment, the substrate to be laminated is paper or cardboard, especially printed paper, processed photographic paper or printed cardboard, as used in the production of e.g. book covers, picture postcards,

15 calendars, posters, high quality packaging materials, gift-wraps and so forth. The laminating material can be synthetic film material, paper, textile material or any other flexible laminating material suitable for lamination. Preferably, the laminating material is, however, a synthetic film material, especially a clear and transparent film material as is customarily used for such laminations.

[0041] Typically such film materials comprise plane or embossed films, which are at least substantially made from oriented polypropylene, polyethylene, polyesters such as Mylar®, polyacetate, nylon, celluloseacetate, and so forth

20 having a thickness of about 5 microns to about 50 microns. These films are commonly laminated or sealed to printed paper or boardstock. Composite materials are commonly produced including film to film and film to foil and metallized substrates are commonly used for laminates. These types of laminates are commonly found in such industries as graphic arts and packaging. Using the method of the invention, such laminates can be produced using nonreactive hot melt adhesives instead of the commonly used reactive adhesives.

[0042] Generally, the exit temperature of the thermoplastic composition will be less than about 240°C, and thus much lower than typical polymer extrusion temperatures, which are of the order of 300°C. Although the temperature of the thermoplastic composition as it exits the coating device may range from about 80°C and about 180°C or more, the non-contact coating system of the present invention allows coating to be accomplished at extremely low temperatures.

30 For this embodiment it is preferred that the thermoplastic composition be coated at a temperature less than 160°C, more preferably less than about 140°C, even more preferable less than about 120°C and even more preferable less than about 110°C. As mentioned previously, heat sensitive materials can also be coated in this manner by employing higher coating temperatures in combination with increasing the distance between the coating device and the substrate to be coated to allow for sufficient cooling. Materials which are normally too sensitive mechanically and/or thermally (e.g. very low gauge films) for customary coating methods can therefore be coated using the method of the present invention. Such sensitive materials include low gauge polyethylene materials, low basis weight nonwovens and the like.

35 [0043] A substantial advantage of the present invention is that a substantially continuous coating layers can be made from hot melts at very low coating weights. Even with customary commercially available hot melts, continuous layers can be produced at coating weights ranging from about 0.5 g/m² to as much as 50-60 g/m², preferably at coating weights of not more than about 30 g/m², more preferably at coating weights of not more than 20 g/m², even more preferably between 10 g/m² and 20 g/m² and most preferably less than 10 g/m². However, coating weights higher than 60 g/m² may be useful for other applications wherein reducing the mechanical and heat-induced stresses is of primary importance.

40 [0044] The very thin coatings which can be produced according to the invention not only contribute to the economical advantages of the inventive method, but also makes it possible to achieve a very much reduced stiffness of the material, which thus comes much closer, in its properties, to uncoated substrates.

The thermoplastic composition

50 [0045] As previously mentioned various thermoplastic materials may be used in the present invention such as various thermoplastic polymers may be used including polyethylene, polypropylene, copolymers of olefins, especially ethylene, and (meth-) acrylic acid; copolymers of olefins, especially ethylene, and (meth-) acrylic acid derivatives, especially (meth-) acrylic acid esters; copolymers of olefins, especially ethylene, and vinylic compounds, especially vinyl carboxylates such as vinyl acetate; thermoplastic rubbers (or synthetic rubbers) such as styrene-isoprene-styrene, styrene-butadiene-styrene, styrene-ethylene/butylene-styrene and styrene-ethylene/propylene-styrene block copolymers available in commerce under the tradenames of Kraton®, Solprene®, and Stereon®; metallocene-catalyzed polymers, especially based on ethylene and/or propylene; polyolefins such as ethylene, polypropylene and amorphous polyolefins (atactic poly-alpha-olefins) such as Vestoplast® 703 (Hüls); polyesters; polyamides; ionomers and corresponding co-

polymers; and mixtures thereof. Such thermoplastic materials may be employed in the coating method of the present invention uncompounded provided the thermoplastic material is sufficiently low enough in viscosity. However, hot melt adhesives are preferred due to the ability to independently tailor the viscoelastic properties, open time, tack, and various other properties. Hot melt adhesives commonly have melt flow indices required for such processing already at very low temperatures. Typical hot melts are fluid enough for such processing at temperatures ranging from about 60°C to about 175°C. Additionally, various known hot melt moisture cure compositions are contemplated for use in the present invention.

[0046] With suitable hot melts, such as those described in DE-A-41 21 716, it is also possible to make materials which are impermeable to liquid water, yet water vapor permeable rendering the coating "breathable".

[0047] In addition to commonly known hot melt adhesives, thermoplastic compositions comprising a water soluble, saline (body fluid) insoluble polymer such as Eastman AQ copolyesters, commercially available from Eastman, are also particularly useful for creating barrier films that are impervious to body fluid, yet readily water soluble. This feature is of particular interest for creating flushable and compostable disposable hygienic products. Furthermore, there may be applications wherein water permeability is desired. Accordingly, this coating method may also be suitable for coating water soluble and/or biodegradable thermoplastic materials.

[0048] In the case of the lamination adhesives for transparent substrates, thermoplastic polymers comprising substantially or consisting entirely of one or more ethylene/methylacrylate copolymers (EMA's) and/or ethylene/n-butyl acrylate copolymers (EnBA's) is preferred. EnBA copolymers are presently the most preferred such polymers.

[0049] More preferably, the thermoplastic composition exhibits certain rheological characteristics such that a substantially continuous coating can be produced at coating weights of less than about 50-60 g/m² and preferably less than about 30 g/m². In general, the rheological properties preferably fall within a rheological window wherein the complex viscosity at the coating temperature at high shear rates (1,000 rad/sec) is less than about 500 poise and the complex viscosity at low shear rates (< 1 rad/sec) is less than about 1,000 poise. In other words, preferable thermoplastic compositions exhibit Newtonian regions at low shear rates and shear thinning at higher shear rates. Thermoplastic compositions having wide windows of application are those in which the composition exhibits the appropriate rheological properties at a variety of application settings, particularly low application temperatures. Narrow application windows are those in which the rheological parameters are only met under very specific conditions.

[0050] The applicants surmise the complex viscosity and high shear relates to the processing conditions at the slot die exit. A composition with too high of a complex viscosity at 1,000 radians/sec would require excessive pump pressure to exit the coating device. A die with a shim gap larger than 3 mm could be used to process these materials but a higher coating weight may result.

[0051] The complex viscosity and low shear relates to the settling of the coating on the substrate during the time it is suspended above the substrate. If the low shear value is too high, the coating may not adhere adequately to the substrate and/or the thermoplastic composition builds up at the nozzle causing a streaked, discontinuous coating. If the low shear viscosity is too low, the coating may seep into the substrate, causing poor barrier properties.

[0052] Extensional viscosity, which was not measured can also strongly influence the melt strength. Higher levels of branching or the addition of a small concentration of a high molecular weight material can strongly influence the melt strength. More preferred, are compositions that meet the target rheological parameters at low application temperatures, less than about 177°C, preferably less than about 160°C, more preferably less than about 140°C, even more preferably less than about 125°C, most preferably less than about 110°C.

[0053] Accordingly, many known hot melt adhesive compositions are well suited for use in the coating method of this invention. Hot melt adhesives typically comprise at least one thermoplastic polymer, at least one plasticizer and at least one tackifying resin. Preferably, such suitable hot melts comprise up to 50% by weight of thermoplastic polymer, up to 40% by weight of a plasticizer and up to 70% by weight of tackifying resin. In the case of hot melt adhesives which are not pressure sensitive, wax is generally employed in concentrations up to about 30% by weight of the adhesive.

[0054] Generally, the invention's hot melts will additionally contain one or more tackifying resins, plasticizers or oils and waxes plus customary additives and adjuncts such as stabilizers, antioxidants, pigments, UV stabilizers or absorbers, fillers etc. Plasticizers and tackifying resins used in hot melt adhesives are known.

[0055] Oils such as naphthenic oils are preferred plasticizers. As for tackifying resins, those resins already known for such purposes are generally suitable, especially aliphatic, cycloaliphatic and/or aromatic hydrocarbon resins, ester resins and other such compatible resins. It is presently preferred to use either aliphatic or aromatic modified hydrocarbons resin. The preferred aliphatic resins are hydrogenated aliphatic hydrocarbon resin, for example, the Escorez® 5000 series available from the Exxon Chemical Co. in Houston, TX and the Arkon® P and M series available from Arakawa Chemical Co. and the Regalite® series available from Hercules Inc. in Wilmington, DE. Rosins and rosin ester resins are also useful in the present invention. One such hydrogenated rosin acid tackifying resin is Foral® AX available from Hercules. Modified hydrocarbon resins such as modified terpenes including styrenated terpenes such as the Zonatac® series available from Arizona Chemical Co. in Panama City, FL and the Kristalex® series of alpha-

methyl styrene resins available from Hercules, Inc. and the Uratack® series available from Arizona Chemical are also useful in the present invention. The components are mixed and processed in a known manner to prepare the hot melts which can be used according to this invention.

[0056] Waxes are also useful in the present invention. These include synthetic high melting point waxes such as Fischer Tropsch waxes available from Sasol (South Africa) under the tradename of Parafint®, or from Shell Malaysia under the tradename Petrolite, and high density low molecular weight polyethylene waxes available from Marcus Chemical Co. under the tradename of Marcus®. AC 8 is another useful polyethylene wax available from Allied Chemical. Microcrystalline waxes and paraffin waxes are also useful to the present invention.

[0057] Laminating adhesives will preferably comprise up to 100% of at least one thermoplastic polymer described above; 0-50% of an aliphatic hydrocarbon resin; 0-20% of an aromatic hydrocarbon resin; 0-40% rosin and 0-20% wax, said components and their amounts being chosen so that the adhesive is in-line coatable onto a laminating material and/or a laminating substrate, for subsequent in-line lamination of said laminating material to said substrate.

[0058] More preferably, in the case of film laminating, the adhesive will comprise the following components: up to 100% of at least one EMA and/or EnBA copolymer; 0-50% hydrogenated aliphatic hydrocarbon resin; 0-20% alpha-methyl styrene resin; 0-40% hydrogenated rosin and 0-20% polyethylene wax.

[0059] The hot melt adhesive usable for practicing the invention's method can, in the simplest case, consist substantially or even completely of one or more grades of EMA or EnBA copolymers. EMA and EnBA copolymers are available from Elf Atochem under the Lotryk® tradename, from Quantum Chemical Co. and From Exxon Chemical Co. under the Optema® tradename. A variety of different grades of EMA and EnBA copolymers are available. They mainly differ in ester content, melt flow index (MFI) and melting point.

[0060] In presently preferred special embodiments, the hot melt adhesive essentially consists of 35-60% EnBA or EMA; 30-50% hydrogenated aliphatic hydrocarbon resin or about 10% alpha-methyl styrene resin; 0-30% hydrogenated rosin and 0-10% polyethylene wax, plus small amounts of stabilizer. In some preferred embodiments, the thermoplastic polymer of the hot melt adhesive is a single grade of EnBA copolymer, usually at the low end of the MFI range (i.e. MFI less than 10 g/10 min.) In other preferred embodiments, the thermoplastic polymer comprises more than one grade of EnBA, and in these cases, two or three different grades wherein at least two of the grades preferably have MFI's which differ by at least a factor of 4 and up to a factor of 10 (i.e. one grade has an MFI more than 4 times that of the other grade).

[0061] The inventive hot melts can be used at application temperatures (or processing temperatures) which are low enough to prevent distortion of heat sensitive plastic film, and at the same time show excellent flow properties at such low temperature. It is, for example, possible to coat and laminate the inventive hot melt on the laminating materials. Non-contact coating is especially advantageous for heat sensitive films. Excellent film forming performance is achieved, and the laminated products exhibits high glossiness.

[0062] The laminating adhesives of the invention produce high transparency of the hot melt coating, so that high gloss is achieved, while readability and color rendition of, for example, printing on the substrate is not impaired.

[0063] The inventive hot melts show excellent (high) hot-tack and open time characteristics for the method of the present invention as well as setting properties. They meet the requirements of machine condition, in-line embossing and cutting, for example, in the graphic arts industry.

[0064] Laminates made according to the invention exhibit high heat resistance and high UV resistance, and correspondingly little delamination or yellowing. Also after heat forming and embossing, no delamination is observed when the hot melt formulations of the invention are used.

[0065] The following non-limiting examples further assist in illustrating the present invention.

Examples

[0066] Hot melt adhesives were produced from different thermoplastic polymers, tackifiers and plastizisers as shown in Table 1 below:

Examples 1-8
TABLE I

Ingredients	Ex 1	Ex 2	Ex 3	Ex 4	Ex 5	Ex 6	Ex 7	Ex 8
Lotryl® 17 BA 07 EnBA copolymer	23	40	35	10	23	-	-	-
Lotryl® 35 BA 40 EnBA copolymer	15	-	-	20	15	20	15	15
Lotryl® 35 BA 320 EnBA copolymer	17	-	-	30	17	10	16	15
Escorene® UL 150- 19 EVA copolymer	-	-	-	-	-	20	24	23
AC-8 polyethylene wax	5	10	-	-	5	-	5	-
Parafint® C 80 polyethylene wax	-	-	-	-	-	10	-	-
Mobil Wax 145 paraffin wax	-	-	-	-	-	-	-	5
Escorez® 5300 hydrocarbon resin	28	38	38	38	-	23	28	30
Foral® AX rosin acid resin	10	10	25	-	28	15	10	10
Kristalex® F 85 alpha-methyl styrene resin	-	-	-	-	10	-	-	-

[0067] Hot melt adhesives corresponding to the compositions depicted in Examples 1 and 7 were coated onto substrates, using a modified PAK 600 laminating machine by Kroenert, Hamburg, Germany. The structure of this machine is basically similar to that shown in Fig. 1B. With this type of machine, it is possible to nip the adhesive film directly onto the first substrate (1) by means of nip roller (5) or nip a second substrate (4) onto the first substrate and adhesive, again by means of nip roller (5). In the tests, both methods were tried. The dispensing temperature of the hot melt was 140°C for the composition of Example 1, and 110°C for the composition of Example 7. These compositions show favourable low viscosities, as is notable from the diagram Fig. 14. This diagram illustrates the viscosities of Examples 1 and 7.

[0068] Coatings were made on polyester film (Polyester RN 36, produced by Pütz Folien, Taunusstein-Wehen, Germany) and high density polyethylene films (HDPE KC 3664.00, obtained from Mildenerger + Willing, Gronau, Germany).

[0069] As a second substrate (where used), these films were also used. In other experiments, silicone paper was used instead. Tests were also made with printing paper sheets as the second substrate.

[0070] Coating weights were 5 to 6 g/m² at machine speeds of approximately 70 m/minute.

[0071] The adhesive film was released from the coating slot nozzle, at various distances from the first substrate (1) to be coated with the adhesive, in a variety of tests. In another set of experiments, with a vertical configuration (similar to Figs. 3-5, 7, 9 and 10) it was found that the distance of the slot nozzle from the substrate could be varied between a few millimeters and up to 500 mm and more, without materially affecting the quality of the coating.

[0072] Wherein these experiments, the adhesive film released from the coating slot nozzle was directly coated onto the first substrate by means of nip roller (5) provided with a release coating, it was found that the adhesive did not adhere to the nip roller. The nip pressure was not measured, but the nip roller was pressed against the substrate at a laminating pressure of 7 to 8 bar.

[0073] It was found that the adhesive coated onto the first substrate left the nip station with no air enclosed between the adhesive and the first substrate.

[0074] In other tests, a second substrate was laminated onto the adhesive layer by a second set of rollers, located in the flow path of the substrate upstream of the nip roller (5). Also these laminations, using the same films, or release-coated paper, as above discussed, were examined for streaking, enclosed air, or other lamination defects.

[0075] The laminations thus made were all free of flaws. No streaking, enclosed air or any other defects were observed.

[0076] In a similar fashion, laminations were made using the same type of films, but the other adhesives depicted in Examples 2 to 6 of Table 1. The results were as good as those obtained with the adhesive compositions of Examples 1 and 7.

Claims

1. A method of coating, wherein a hot melt adhesive, which has been thermally made flowable, is released from a coating device (3) directly onto a substantially nonporous substrate (1,4) as a substantially continuous coating without contact between said coating device (3) and said substrate (1,4), and subsequently disposed upon the surface of a substrate (1,4).
2. The method according to claim 1, wherein the hot melt adhesive is provided in the form of a substantially continuous nonporous film without contact of the film with a substrate (1) or a roller and said film is then coated onto a substrate (1) by means of a release coated roller (5) in direct contact with said film, said roller (5) nipping said film and said substrate (1).
3. The method according to claim 2, wherein said film is coated onto a first substrate (1), with a release-coated substrate (4) disposed upon that surface of the thermoplastic composition which is not in contact with the first substrate (1).
4. The method according to claim 2, wherein said film is disposed upon a release-coated substrate (1) and is then transfer-coated onto a second substrate (4).
5. The method according to claim 2, wherein said coating is reheated and then contacted to a second substrate (4).
6. The method according to any one of claims 1 to 5, wherein the hot melt adhesive has a complex viscosity of less than about 500 poise at about 1000 radians/sec at the coating temperature, preferably less than 1000 poise at about 1 radians/sec at the coating temperature.
7. The method according to any one of claims 1 to 6, wherein the substrates (1,4) are selected from the group consisting of films, foils, paper and combinations thereof, coated paper co-extruded films and other laminating materials.
8. The method according to any one of claims 1 to 7,

wherein the hot melt adhesive is a non-reactive adhesive, or a reactive hot melt adhesive.

9. The method according to any one of claims 1 to 8, wherein the resulting coated substrate comprises a heat sealing material.
10. The method according to any one of claims 1 to 9, wherein said coating device (3) is a slot nozzle.
11. The method according to any one of claims 1 to 10, wherein the resulting coating has an area weight of less than about 60 g/m², preferably less than about 30 g/m², and most preferred less than about 10 g/m².
12. The method according to any one of claims 1 to 11, wherein the hot melt adhesive is released from the coating device (3) at a temperature of less than about 240°C, preferably less than about 160°C, more preferred less than about 110°C.
13. The method according to any one of claims 1 to 12, wherein a first substrate (1) is bonded to at least one second substrate (4) "inline" or "offline".
14. The method according to any one of claims 1 to 13, wherein the distance between the coating device (3) and the substrate (1,4) ranges from about 0.5 mm to 500 mm.
15. The method according to any one of claims 1 to 14, wherein the hot melt adhesive comprises at least one thermoplastic polymer, at least one plasticizer, at least one tackifying resin and optionally waxes and other customary additives.
16. The method according to any one of claims 1 to 15, wherein the hot melt adhesive comprises up to 100 % by weight (wt.%) of thermoplastic polymer, 0-50 wt.% of an aliphatic hydrocarbon resin, 0-20 wt.% of an aromatic resin, 0-40 wt.% rosin and 0-20 wt.% wax.
17. The method according to any one of claims 1 to 16, wherein the hot melt adhesive comprises up to 100 % by weight (wt.%) of at least one ethylene/methyl acrylate copolymer and/or ethylene/n-butyl acrylate copolymer, 0-50 wt.% hydrogenated aliphatic hydrocarbon resin, 0-20 wt.% an alpha-methyl styrene resin, 0-40 wt.% hydrogenated rosin and 0-20 wt.% polyethylene wax.
18. A method of making a book cover comprising the method of any one of claims 1 to 17.
19. A method of making a laminate comprising the method of any one of claims 1 to 17.
20. A lamination comprising a transparent film bonded to a substrate with a substantially continuous coating of a hot melt adhesive composition wherein said coating is free of flaws.
21. The lamination of claim 20, wherein the substrate (1,4) is selected from the group consisting of printed paper, processed photographic paper and printed cardboard.
22. The lamination of claim 20, wherein the hot melt adhesive is transparent.
23. The lamination of claim 20, wherein the gloss, readability and color of the substrate (1,4) is not impaired.
24. The lamination of claim 20, wherein the coating has an area weight of less than about 30 g/m², preferably less than 10 g/m².

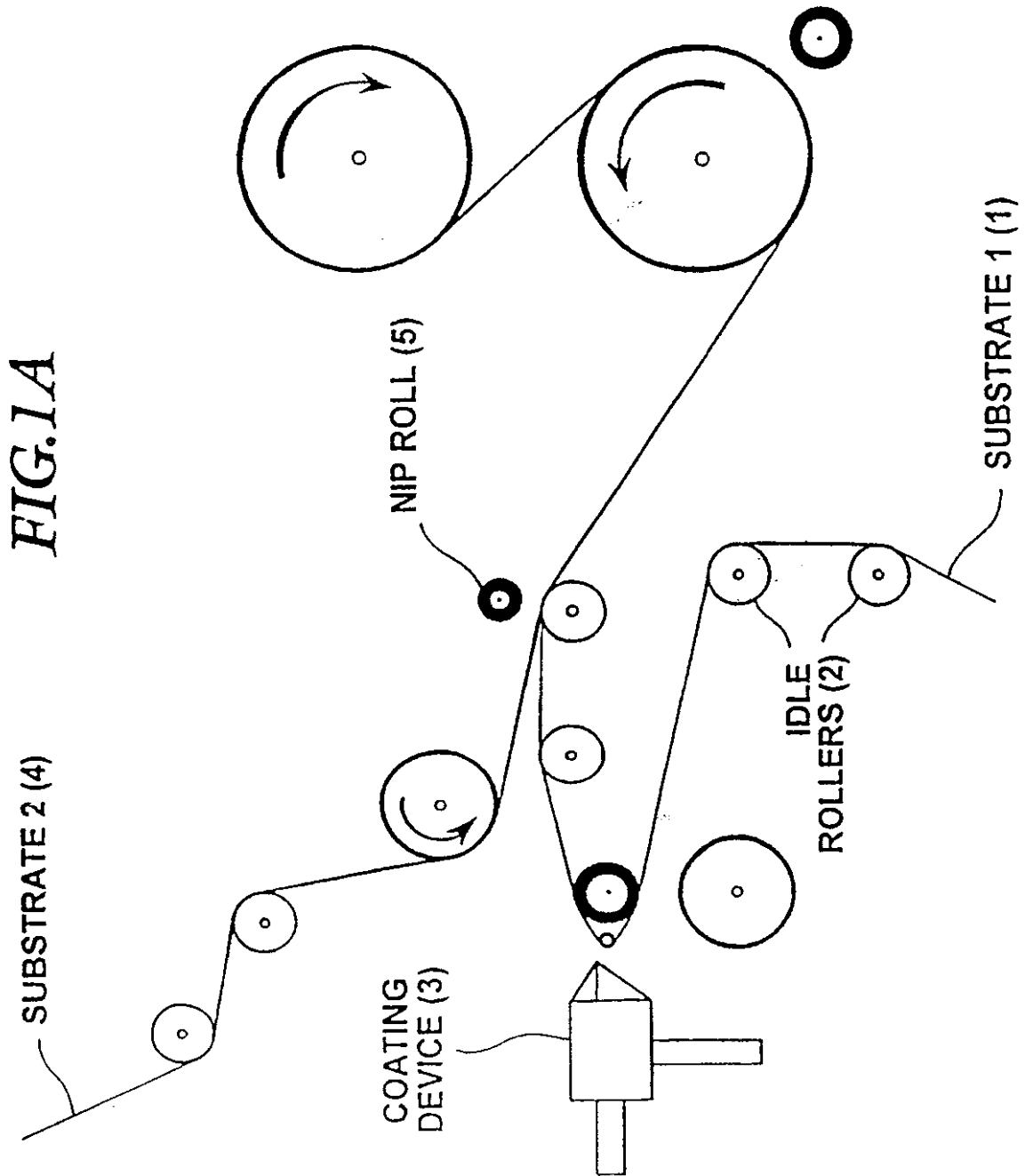


FIG.1B

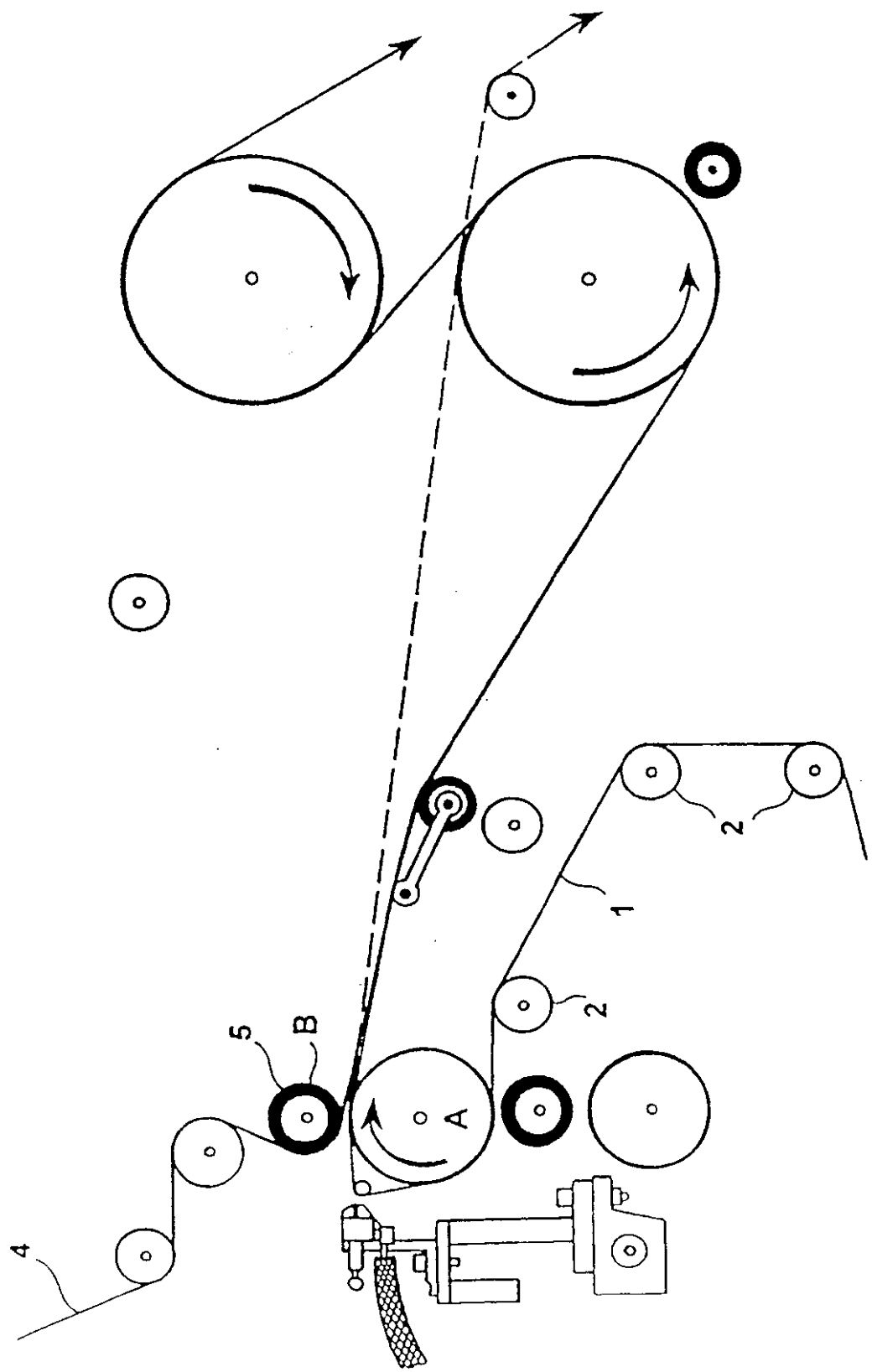


FIG.1C

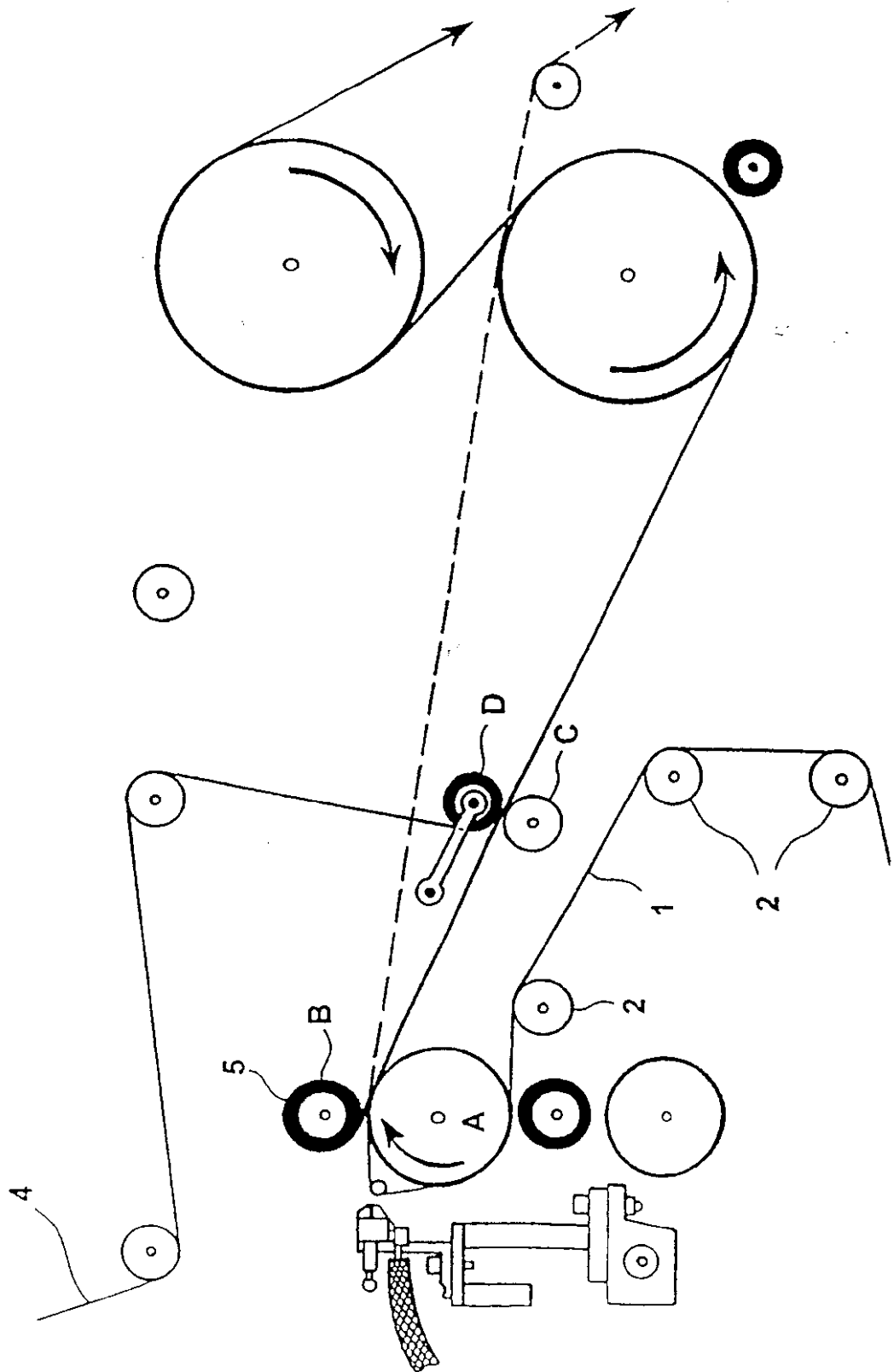


FIG. 2

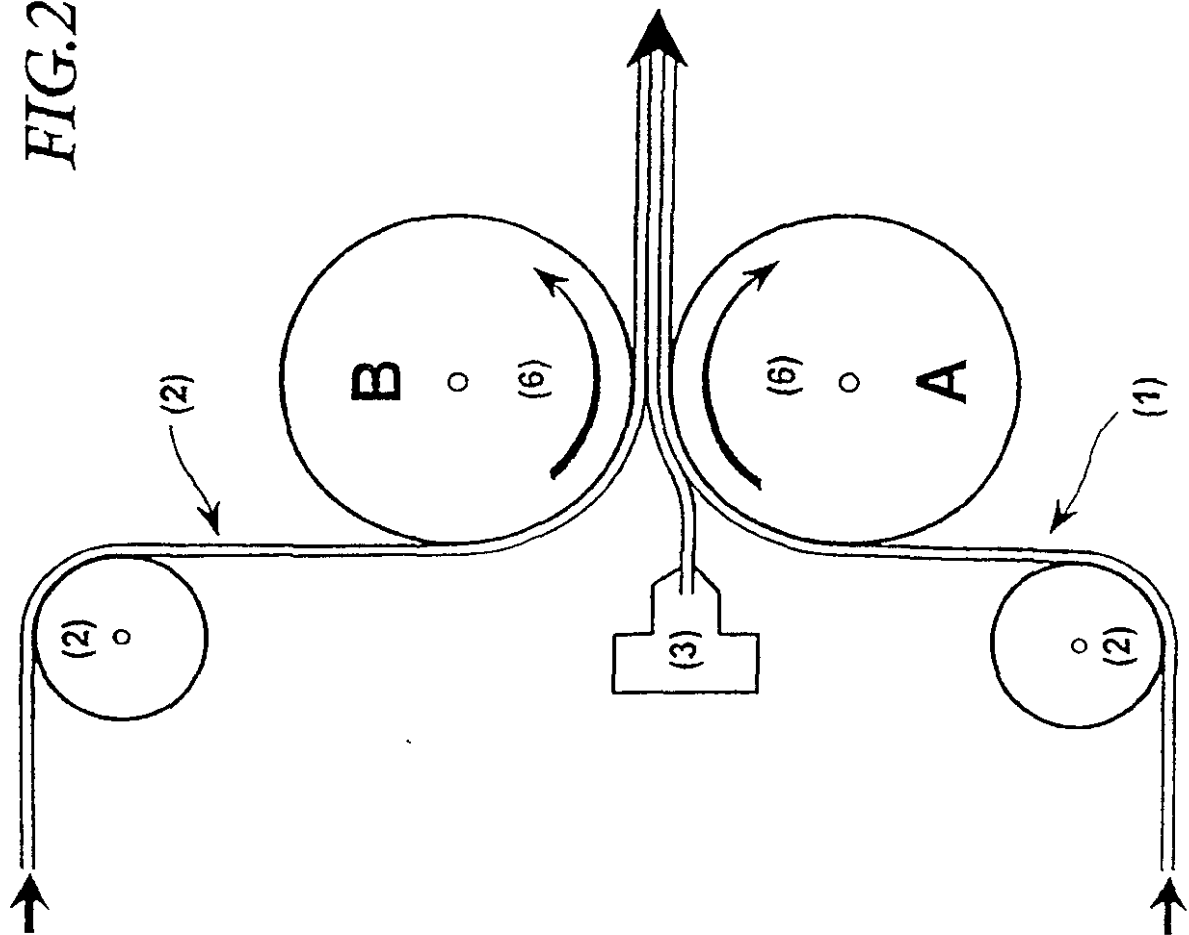


FIG.3

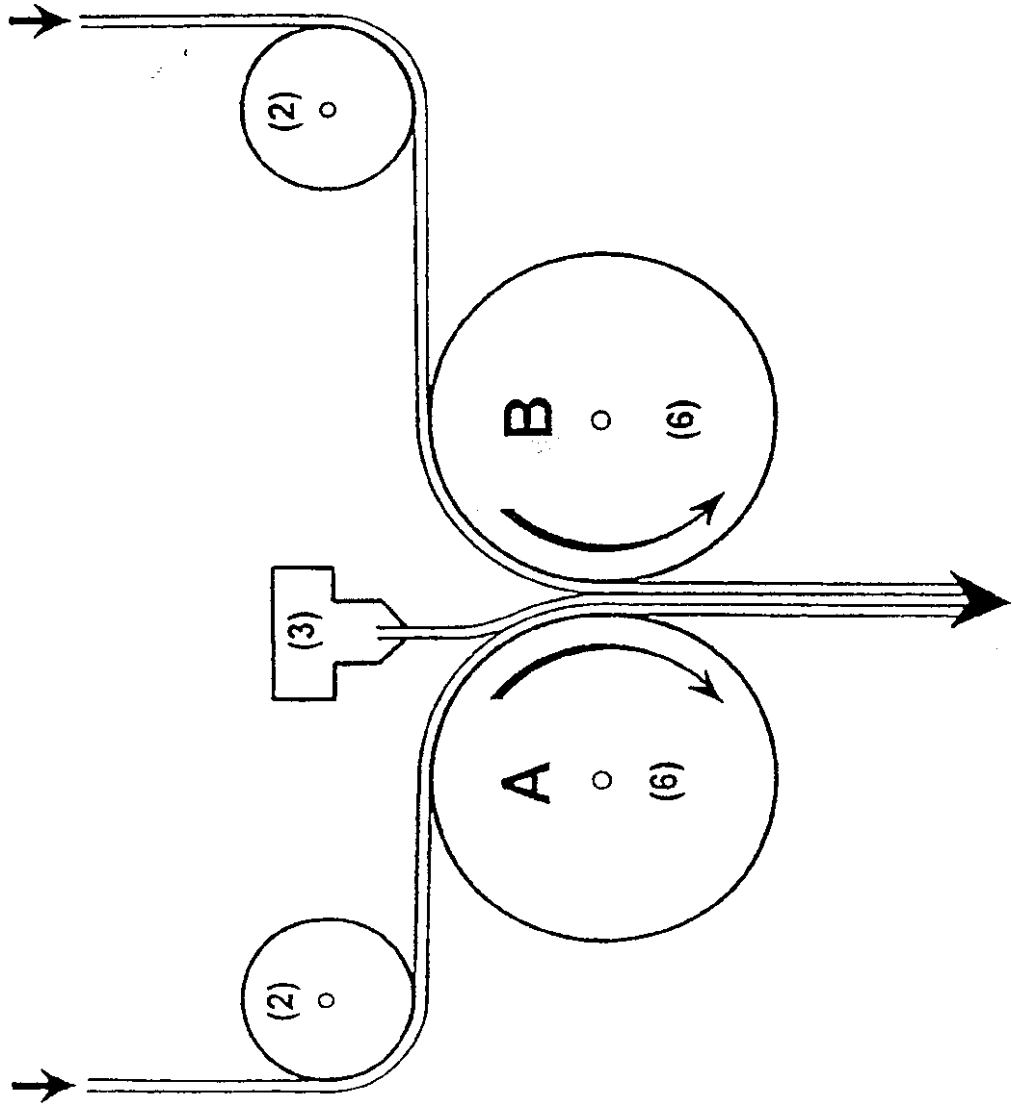


FIG.4

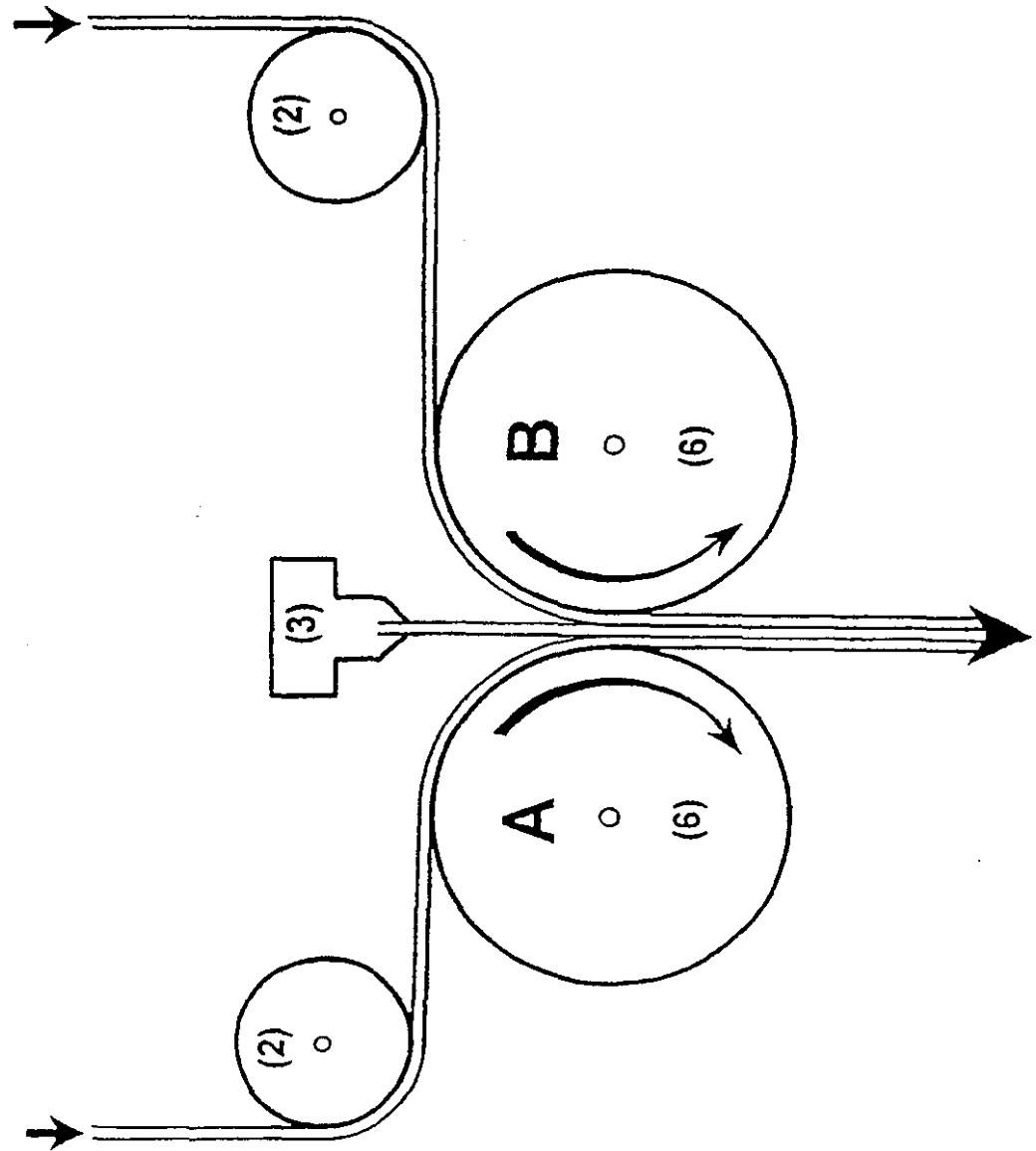


FIG.5A

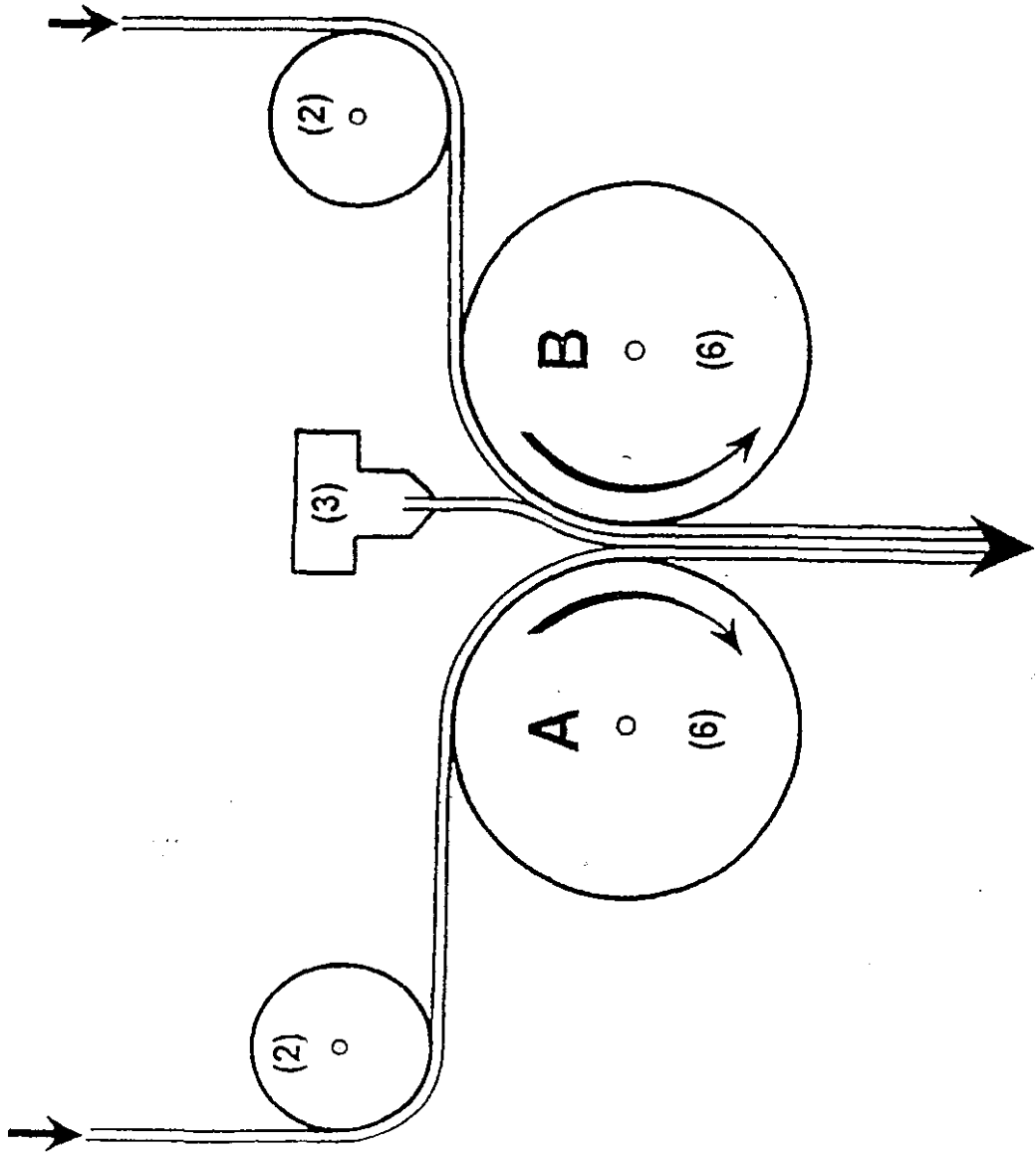


FIG.5B

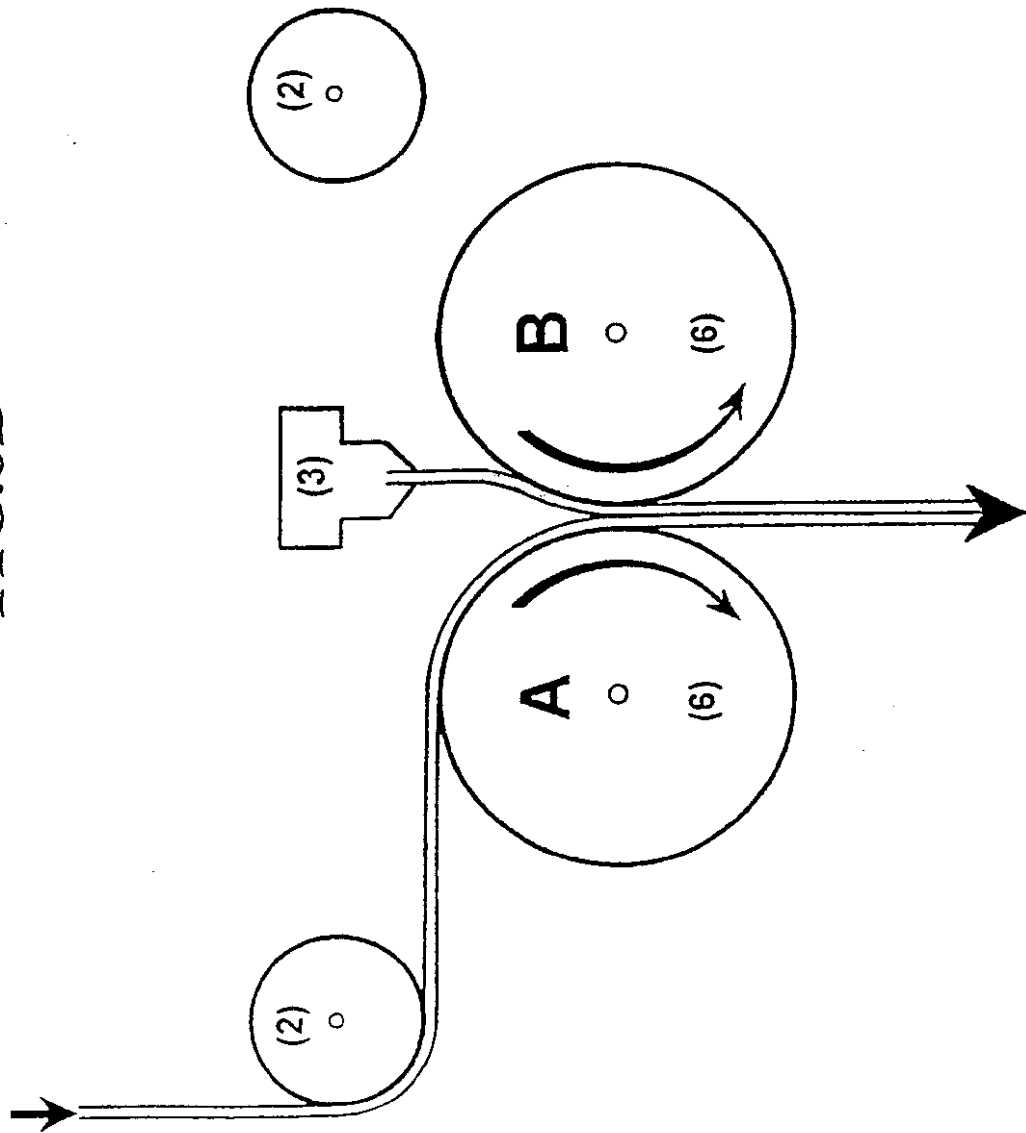


FIG.6

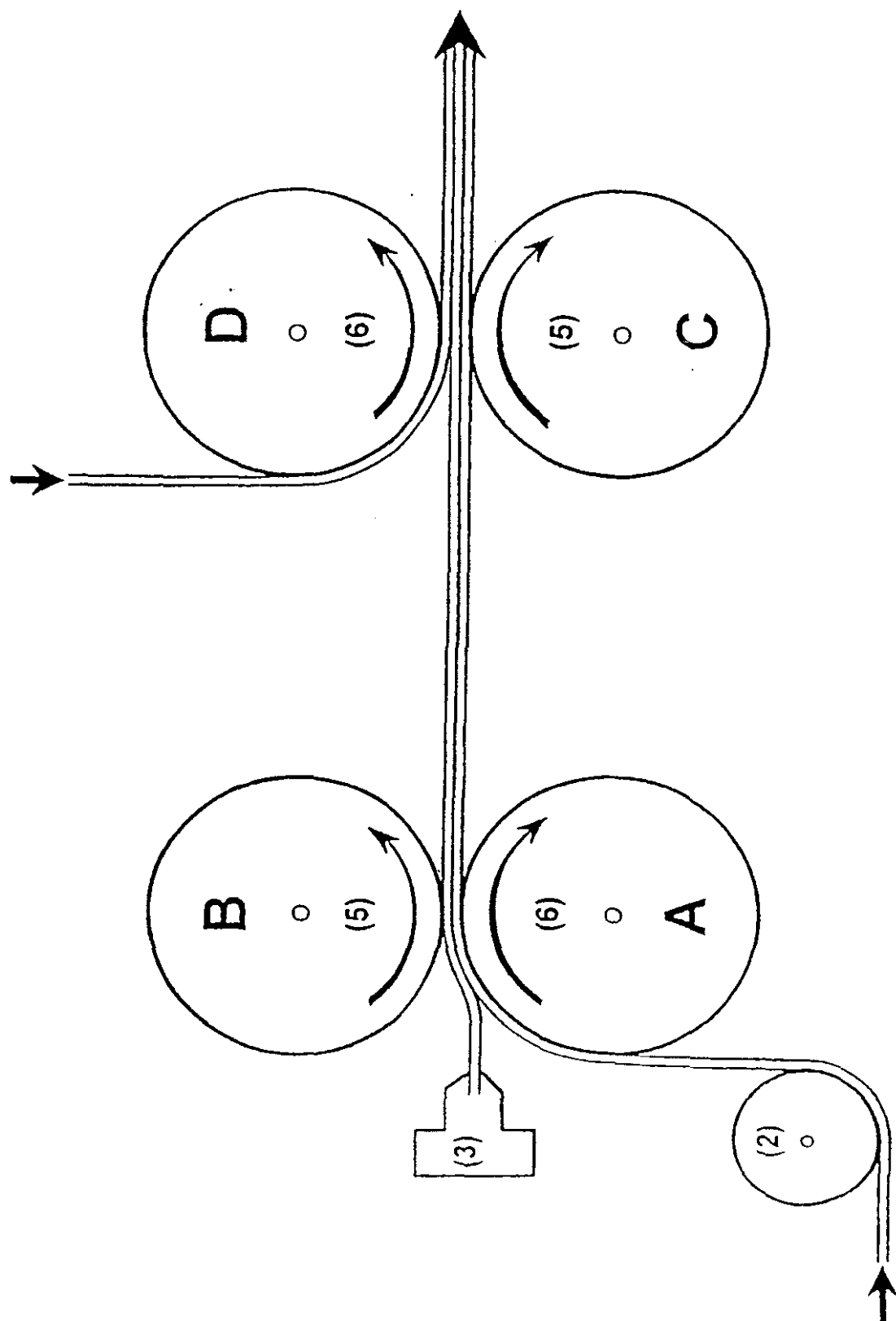
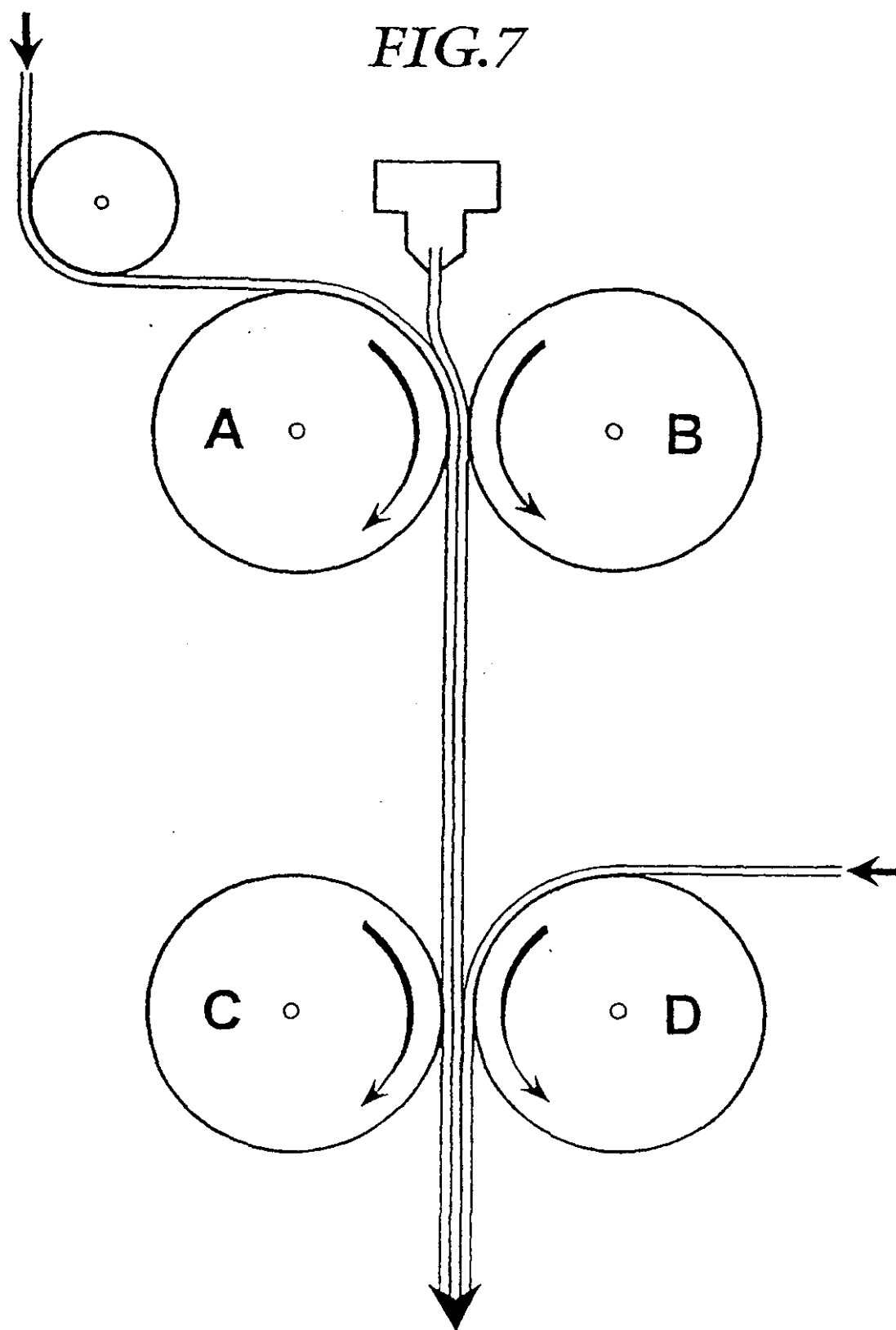


FIG. 7



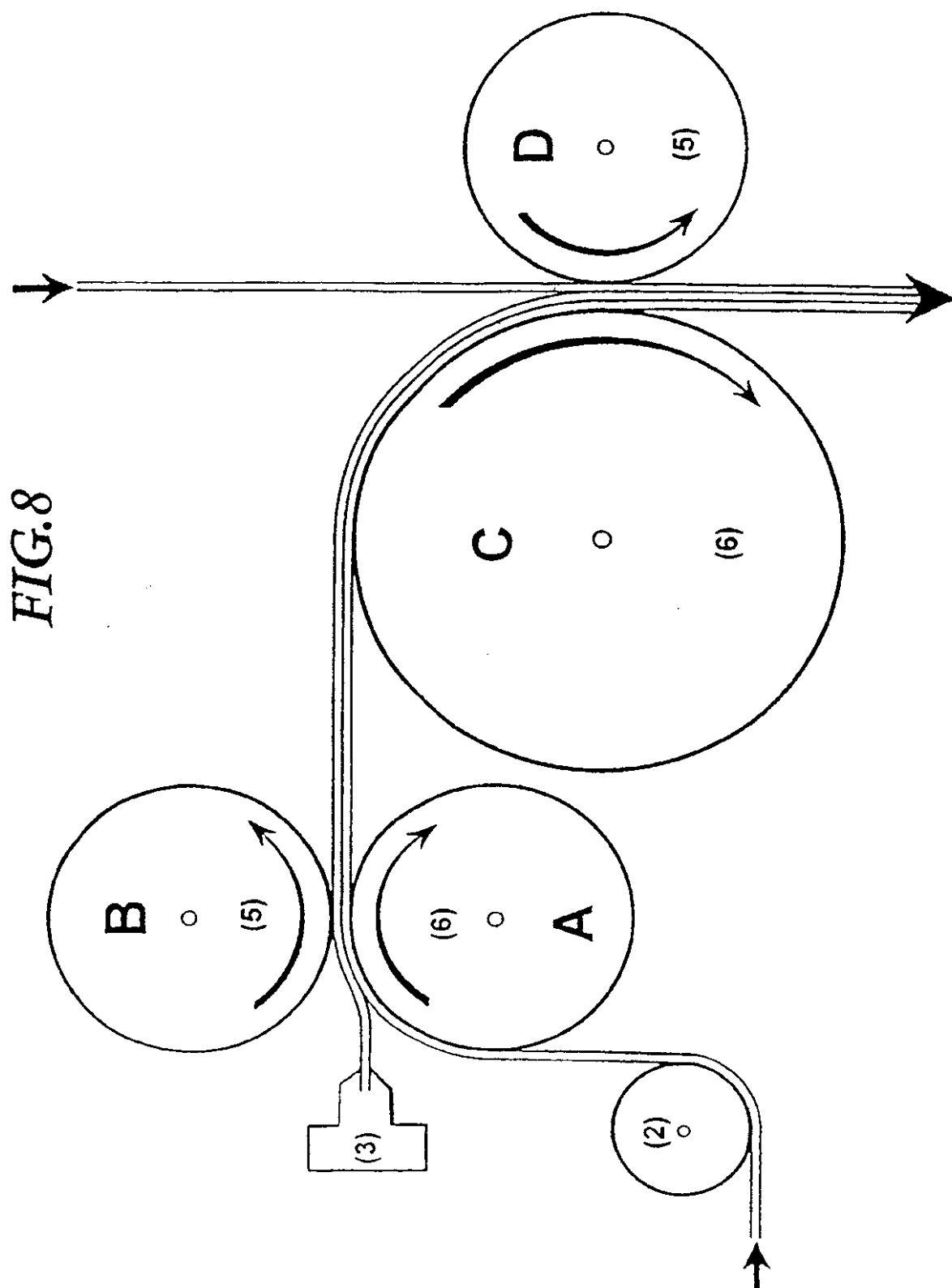


FIG. 9

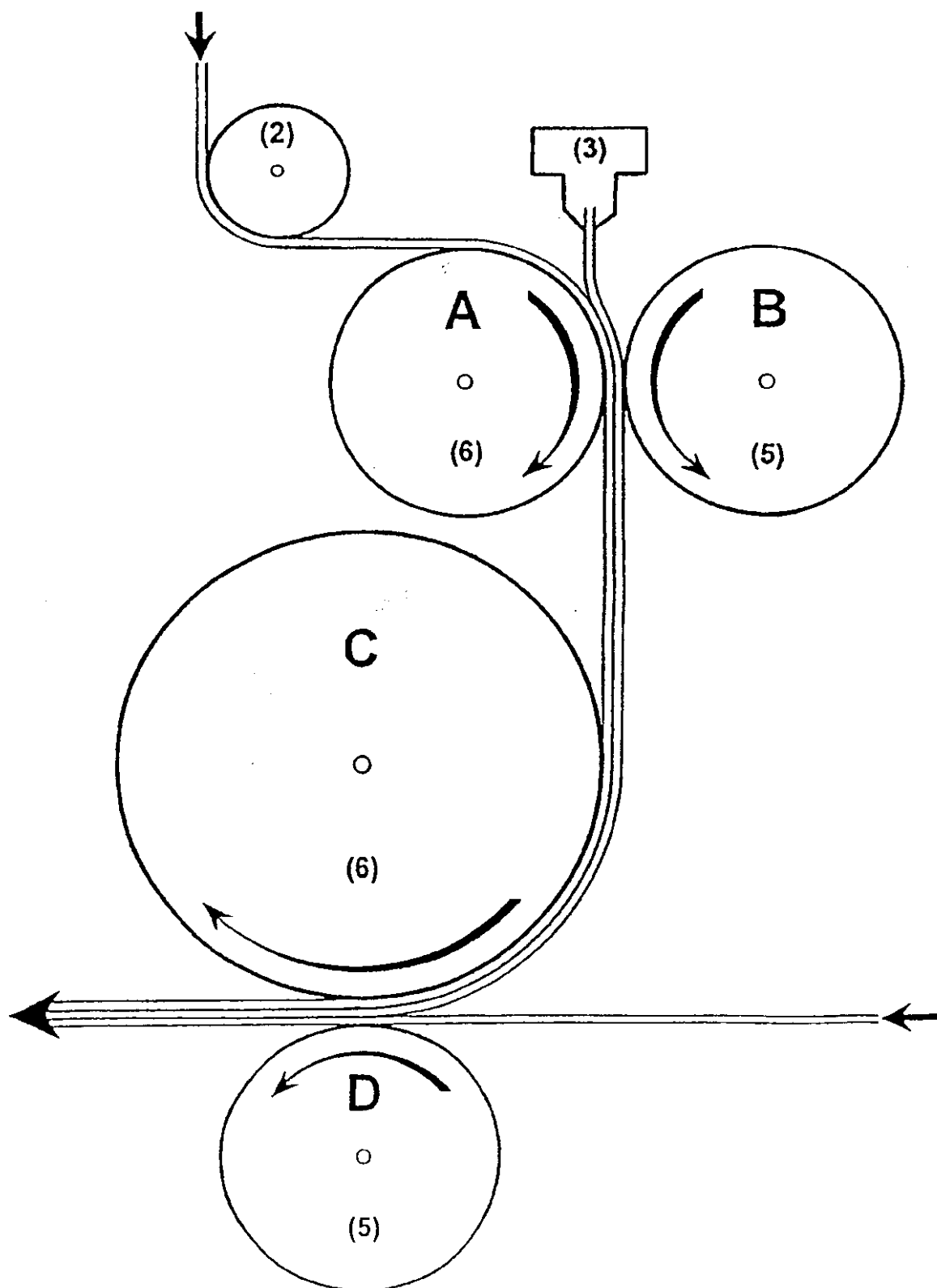
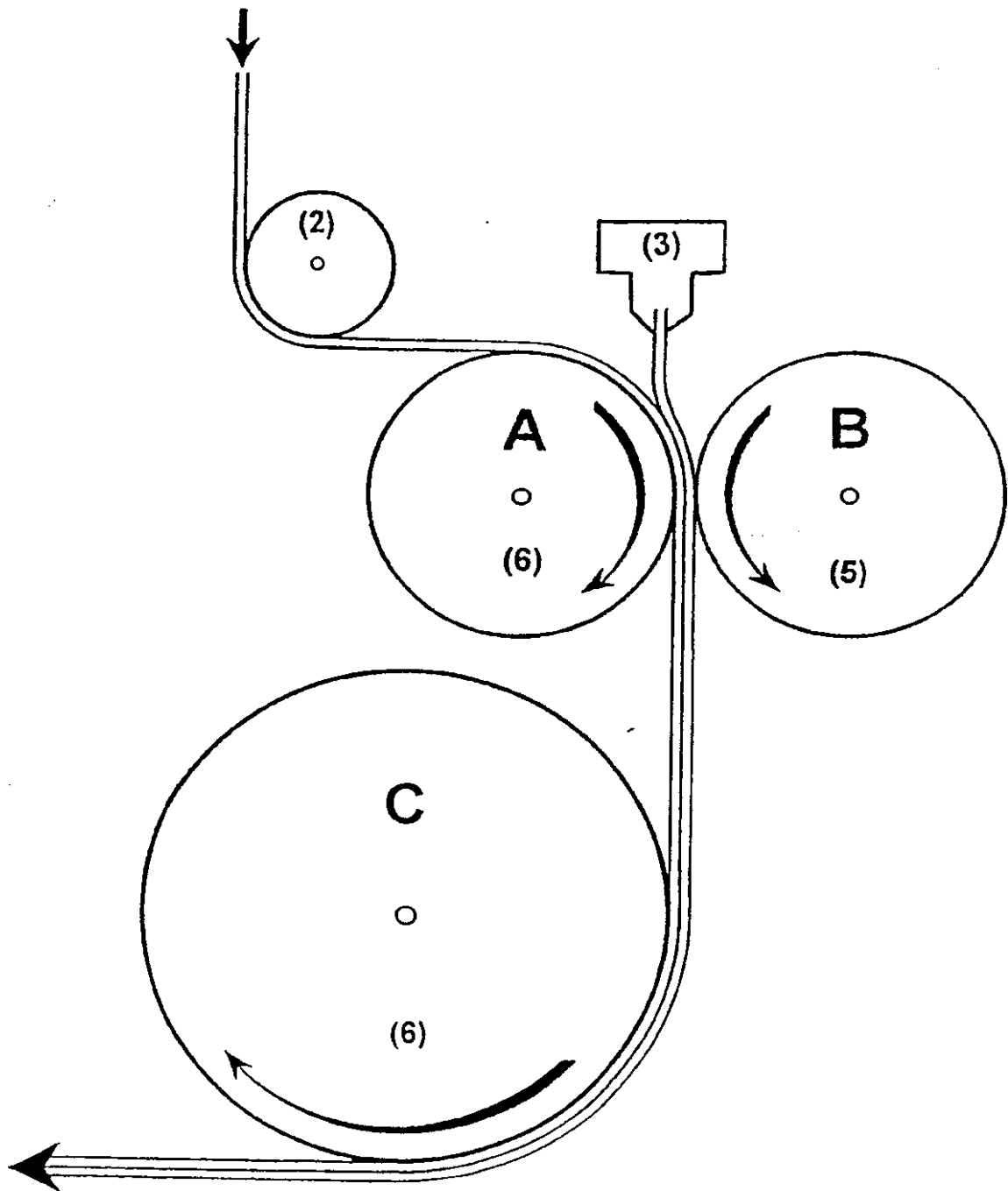


FIG.10



制 備 熱 塑 性 塗 層 的 方 法 以 及 由 此 形 成 的 制 品

撮 錄

本發明涉及一種生產基本上連續塗覆的非接觸塗層方法以及經過該方法制得的制品。本發明還涉及一種生產各種塗層和板材的非接觸性槽隙塗覆方法。本發明特別涉及一種塗覆包括薄膜，具有熔化的熱塑性組合物的錫紙和紙張的無孔基材的方法，該組合物降低由諸如雜質，填料以及超吸收聚合物等顆粒引起的裂紋。本發明進一步涉及用于本發明非接觸性塗覆方法的熱塑性組合物。

