



US00D746166S

(12) **United States Design Patent**
Li

(10) **Patent No.:** **US D746,166 S**

(45) **Date of Patent:** **** Dec. 29, 2015**

(54) **ELECTRONIC CONTROL UNIT FOR A SECURITY SYSTEM**

(71) Applicant: **Chuango Security Technology Corporation, Fuzhou (CN)**

(72) Inventor: **Chen Li, Fuzhou (CN)**

(73) Assignee: **Chuango Security Technology Corporation, Fuzhou (CN)**

(**) Term: **14 Years**

(21) Appl. No.: **29/512,792**

(22) Filed: **Dec. 23, 2014**

(51) **LOC (10) Cl.** **10-05**

(52) **U.S. Cl.**

USPC **D10/104.1**; D13/168

(58) **Field of Classification Search**

USPC D13/162, 168; D10/104.1, 106.1, D10/106.6, 106.9, 106.95; D14/137, 139, D14/140, 155, 156, 203.6, 230, 231, 238.1, D14/240, 242, 243, 218, 314, 509

CPC H03J 1/0025; H03J 9/00; H03J 9/02; H03J 9/04; H03J 9/06; H01H 9/0235; H04B 1/202; G05B 11/01; G08C 17/00; G08C 17/02; G08B 13/00; G08B 13/189; G08B 25/00; G08B 25/008; G08B 25/10

See application file for complete search history.

(56) **References Cited**

U.S. PATENT DOCUMENTS

D274,048	S	*	5/1984	Wong et al.	D10/106.1
5,243,430	A	*	9/1993	Emmons	348/734
D354,922	S	*	1/1995	Gartner	D10/106.95
D371,793	S	*	7/1996	Patton	D14/218
D383,689	S	*	9/1997	Issa	D10/104.1
D451,417	S	*	12/2001	Simu-Brown	D10/106.1
D483,281	S	*	12/2003	Cobigo	D10/104.1
D511,985	S	*	11/2005	Kelly, Jr.	D10/106.1

D533,799	S	*	12/2006	Thalhammer et al.	D10/106.1
D542,234	S	*	5/2007	Shimizu	D13/168
D561,732	S	*	2/2008	Motoishi	D14/509
D598,008	S	*	8/2009	Shimizu	D14/218
D602,915	S	*	10/2009	Song et al.	D14/218
D618,121	S	*	6/2010	Penix et al.	D10/106.9
D625,295	S	*	10/2010	Nogueira et al.	D14/218
D626,963	S	*	11/2010	Kim	D14/420
D627,306	S	*	11/2010	Charleux	D13/168
D632,265	S	*	2/2011	Choi et al.	D13/168
D639,784	S	*	6/2011	Murayama et al.	D14/218
RE42,686	E	*	9/2011	Shimizu	D13/168
D662,065	S	*	6/2012	Cook	D13/168
D664,932	S	*	8/2012	Sedic	D13/168
D673,512	S	*	1/2013	Huang	D13/168
D687,009	S	*	7/2013	Song et al.	D14/155
8,653,969	B2	*	2/2014	Haywood	340/540
D700,904	S	*	3/2014	Miller et al.	D14/218
D724,060	S	*	3/2015	Ahn et al.	D14/218
D726,161	S	*	4/2015	Howard et al.	D14/218
D729,773	S	*	5/2015	Salojarvi et al.	D14/218
2014/0267112	A1	*	9/2014	Dunn et al.	345/173

* cited by examiner

Primary Examiner — Selina Sikder

(74) *Attorney, Agent, or Firm* — Alan D. Kamrath; Kamrath IP Lawfirm, P.A.

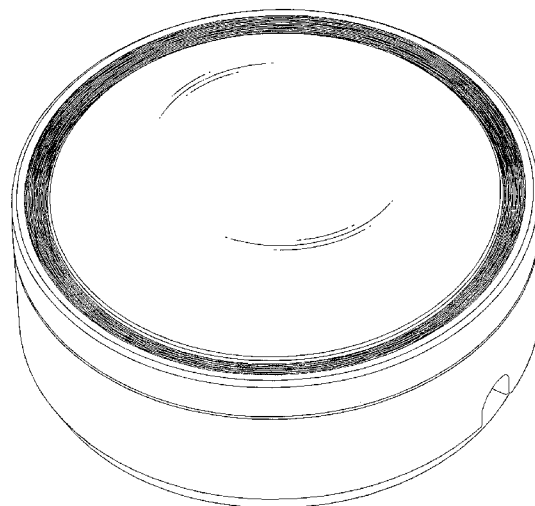
(57) **CLAIM**

The ornamental design for an electronic control unit for a security system, as shown and described.

DESCRIPTION

FIG. 1 is a perspective view of an electronic control unit for a security system in accordance with the design;
FIG. 2 is a front view thereof;
FIG. 3 is a rear view thereof;
FIG. 4 is a left view thereof;
FIG. 5 is a right view thereof;
FIG. 6 is a top view thereof; and,
FIG. 7 is a bottom view thereof.

1 Claim, 5 Drawing Sheets






FIG. 1




FIG. 2




FIG. 3




FIG. 4




FIG. 5




FIG. 6

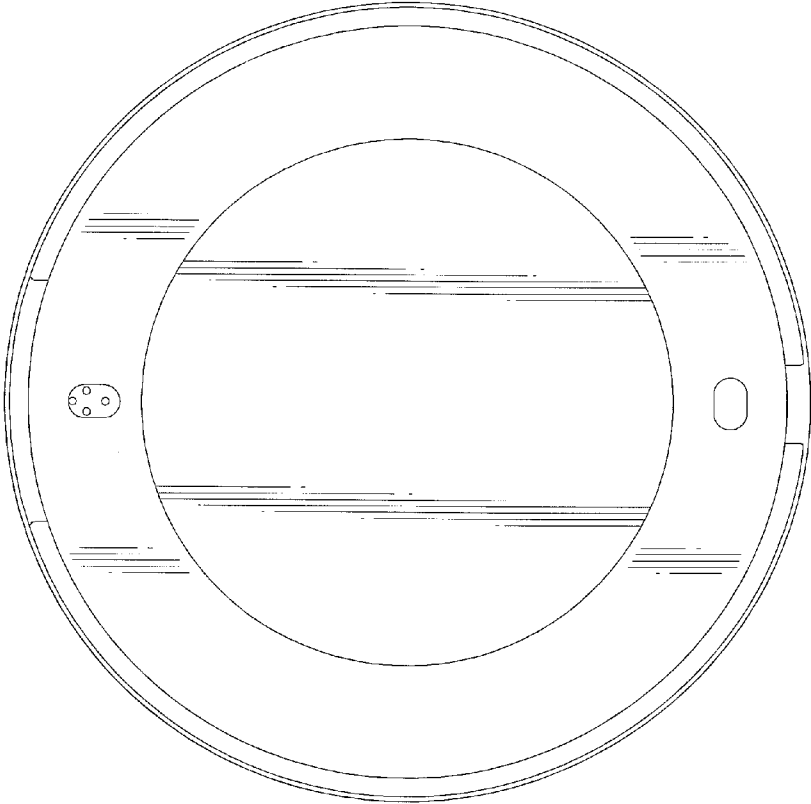


FIG. 7