



US00D495451S1

(12) **United States Design Patent**  
**Ott et al.**

(10) **Patent No.:** **US D495,451 S**

(45) **Date of Patent:** **\*\* Aug. 31, 2004**

(54) **DISHWASHER**

6,260,565 B1 \* 7/2001 Welch et al. .... 134/201  
D467,691 S \* 12/2002 Richardson ..... D32/2

(75) Inventors: **Thomas Ott**, Gundelfingen (DE);  
**Roland Vetter**, Giengen-Sachsenhausen  
(DE)

\* cited by examiner

(73) Assignee: **BSH Bosch und Siemens Hausgerate  
GmbH**, Munich (DE)

*Primary Examiner*—Robert A Delehanty  
(74) *Attorney, Agent, or Firm*—Laurence A. Greenberg;  
Werner H. Stemer; Gregory L. Mayback

(\*\*) Term: **14 Years**

(57) **CLAIM**

(21) Appl. No.: **29/182,497**

The ornamental design for a dishwasher, as shown and described.

(22) Filed: **May 28, 2003**

**DESCRIPTION**

(30) **Foreign Application Priority Data**

Nov. 28, 2002 (DE) ..... 402 09 974

(51) **LOC (7) Cl.** ..... **15-05**

(52) **U.S. Cl.** ..... **D32/3**

(58) **Field of Search** ..... D32/1-3, 5-6,  
D32/8, 25, 28; D7/340, 405, 348-351;  
68/212; 312/31, 228, 228.1, 204, 405; 134/113,  
201, 57 D, 57 DL, 56 D, 58 D, 58 DL,  
133

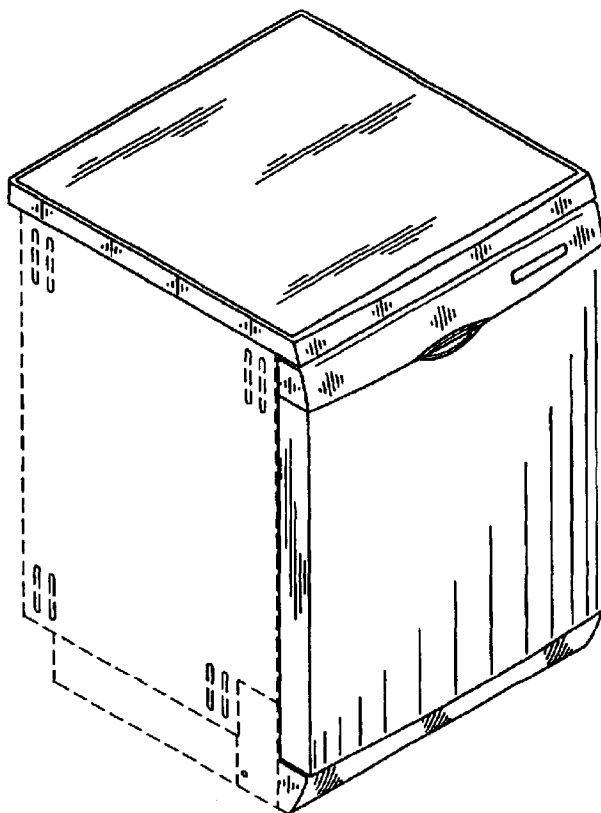
FIG. 1 is a front perspective view of the dishwasher;  
FIG. 2 is a left side view thereof, the right side view being  
a mirror image;  
FIG. 3 is a front side view thereof;  
FIG. 4 is a top side view thereof;  
FIG. 5 is a front perspective view thereof with the door  
partially open;  
FIG. 6 is a left side view thereof with the door partially open,  
the right side view being a mirror image; and,  
FIG. 7 is a top side view thereof with the door partially open.  
The broken line showing of portions of the dishwasher is for  
illustrative purposes only and forms no part of the claimed  
design.

(56) **References Cited**

**U.S. PATENT DOCUMENTS**

5,669,983 A \* 9/1997 Cooper et al. .... 134/56 D

**1 Claim, 3 Drawing Sheets**



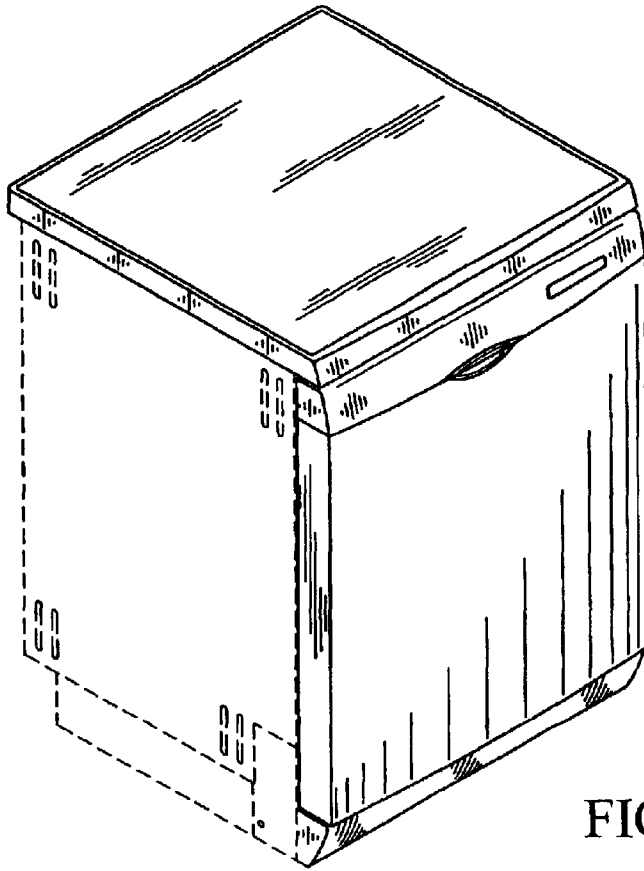


FIG. 1

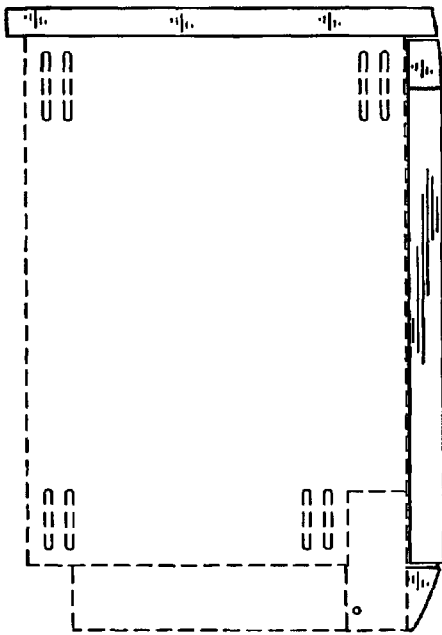


FIG. 2

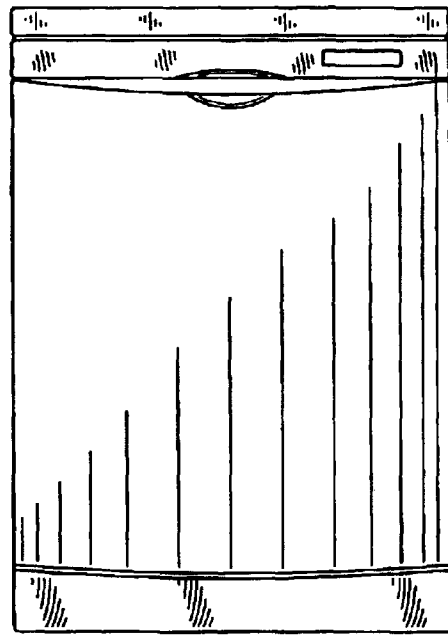


FIG. 3

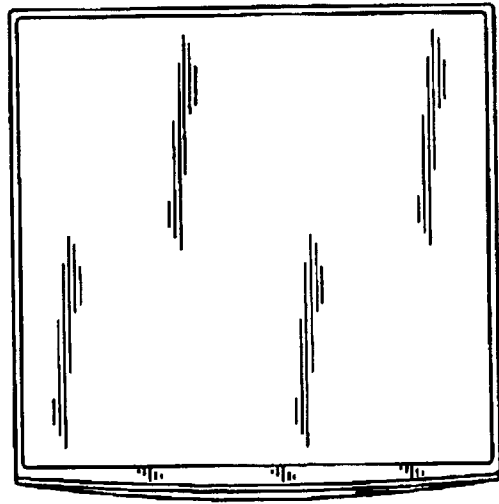


FIG. 4

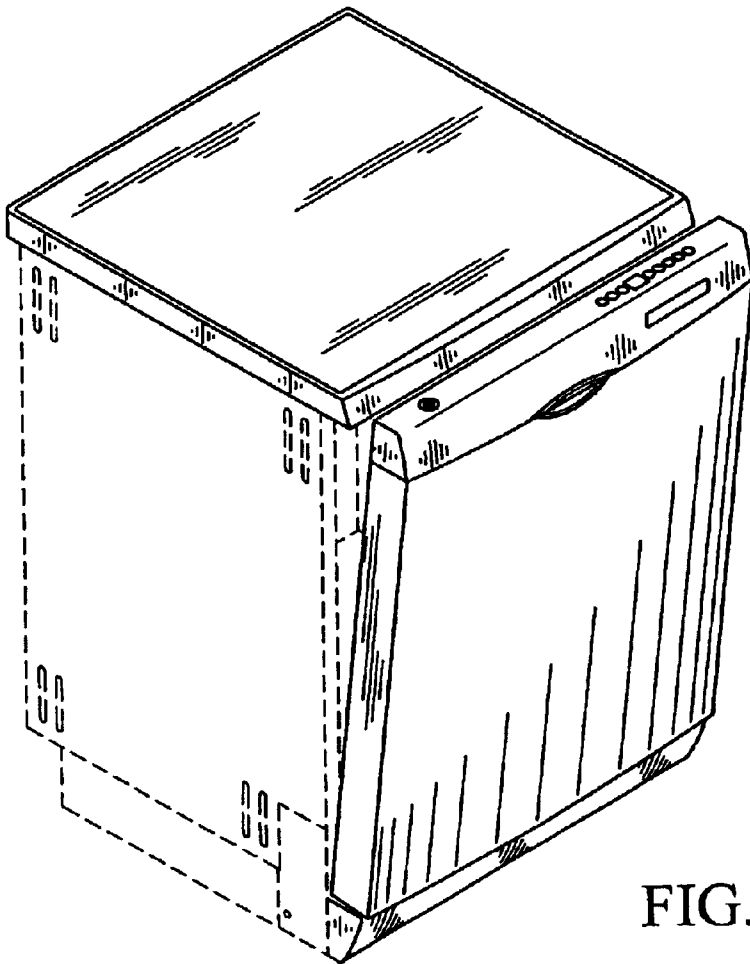


FIG. 5

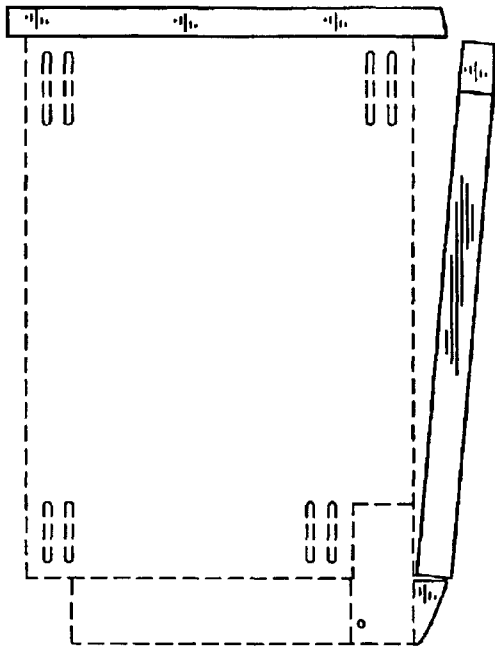


FIG. 6

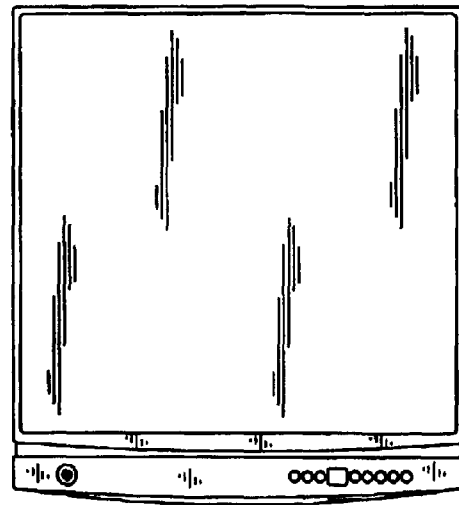


FIG. 7