

(19) World Intellectual Property Organization
International Bureau



(43) International Publication Date
27 November 2008 (27.11.2008)

PCT

(10) International Publication Number
WO 2008/141426 A1

(51) International Patent Classification:

H04L 12/16 (2006.01) G06F 17/30 (2006.01)
G06F 17/00 (2006.01) G06Q 30/00 (2006.01)

(74) Agent: **Gowling Lafleur Henderson LLP**; 160 Elgin Street, Suite 2600, Ottawa, Ontario K1P 1C3 (CA).

(21) International Application Number:

PCT/CA2008/000908

(22) International Filing Date: 12 May 2008 (12.05.2008)

(25) Filing Language: English

(26) Publication Language: English

(30) Priority Data:

60/924,503 17 May 2007 (17.05.2007) US

(81) Designated States (unless otherwise indicated, for every kind of national protection available): AE, AG, AL, AM, AO, AT, AU, AZ, BA, BB, BG, BH, BR, BW, BY, BZ, CA, CH, CN, CO, CR, CU, CZ, DE, DK, DM, DO, DZ, EC, EE, EG, ES, FI, GB, GD, GE, GH, GM, GT, HN, HR, HU, ID, IL, IN, IS, JP, KE, KG, KM, KN, KP, KR, KZ, LA, LC, LK, LR, LS, LT, LU, LY, MA, MD, ME, MG, MK, MN, MW, MX, MY, MZ, NA, NG, NI, NO, NZ, OM, PG, PH, PL, PT, RO, RS, RU, SC, SD, SE, SG, SK, SL, SM, SV, SY, TJ, TM, TN, TR, TT, TZ, UA, UG, US, UZ, VC, VN, ZA, ZM, ZW.

(71) Applicant (for all designated States except US): **FAT FREE MOBILE INC.** [CA/CA]; 3872 Swiftdale Drive, Mississauga, Ontario L5M 6M2 (CA).

(84) Designated States (unless otherwise indicated, for every kind of regional protection available): ARIPO (BW, GH, GM, KE, LS, MW, MZ, NA, SD, SL, SZ, TZ, UG, ZM, ZW), Eurasian (AM, AZ, BY, KG, KZ, MD, RU, TJ, TM), European (AT, BE, BG, CH, CY, CZ, DE, DK, EE, ES, FI, FR, GB, GR, HR, HU, IE, IS, IT, LT, LU, LV, MC, MT, NL, NO, PL, PT, RO, SE, SI, SK, TR), OAPI (BF, BJ, CF, CG, CI, CM, GA, GN, GQ, GW, ML, MR, NE, SN, TD, TG).

(72) Inventors; and

(75) Inventors/Applicants (for US only): **KIM, Sang-Heun** [CA/CA]; 2610-33 Elm Drive West, Mississauga, Ontario L5B 4M2 (CA). **STINSON, Charles, Laurence** [CA/CA]; 3872 Swiftdale Drive, Mississauga, Ontario L5M 6M2 (CA).

Published:

— with international search report

(54) Title: METHOD AND SYSTEM FOR AN AGGREGATE WEB SITE SEARCH DATABASE

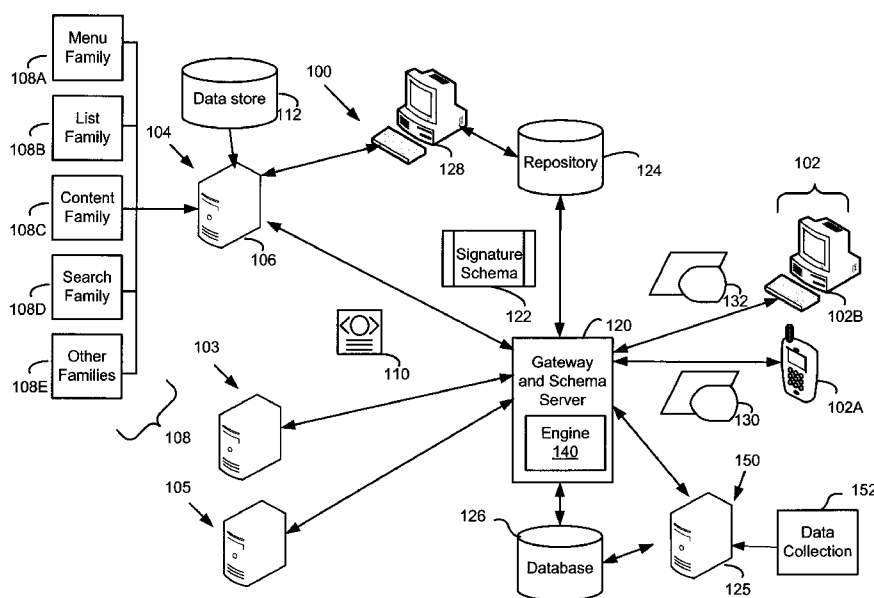


Figure 1

(57) Abstract: A method and system for aggregating web site data from one or more web sites are provided. The method makes a request for a web page to a web site selected from one or more web sites and applies an associated signature schema that is maintained in a repository. The method uses the associated signature schema document that is predefined using a query language to provide instructions for applications to extract identified data from data fields within the requested web page. The extracted data is then stored to an aggregate database, wherein the aggregate database comprises data extracted from the one or more web sites.

WO 2008/141426 A1

METHOD AND SYSTEM FOR AN AGGREGATE WEB SITE SEARCH DATABASE

CROSS REFERENCE

[0001] This application claims the benefit of the prior filing of U.S. Provisional Patent Application Serial No. 60/924503 filed May 17, 2007, the disclosure of which is incorporated herein by reference.

COPYRIGHT

[0002] A portion of the disclosure of this patent document contains material which is subject to copyright protection. The copyright owner has no objection to the facsimile reproduction by anyone of the patent document or patent disclosure, as it appears in the Patent and Trademark Office patent file or records, but otherwise reserves all copyright rights.

FIELD

[0003] The present application relates generally to telecommunications and more particularly to a system and method for an aggregate web site search database.

BACKGROUND

[0004] Web sites host and provide information using web pages that are communicated electronically via a telecommunications network. Accessing this information by some client computing devices can be challenging. Computing devices are becoming smaller and increasingly utilize wireless connectivity. Examples of such computing devices include portable computing devices that include wireless network browsing capability as well as telephony and personal information management capabilities.

BRIEF DESCRIPTION OF THE DRAWINGS

[0005] Figure 1 is schematic representation of a system for content navigation.

[0006] Figure 2 is a schematic representation of a wireless communication device

from Figure 1.

[0007] Figure 3 illustrates a flow of interactions among components of the system of Figure 1.

[0008] Figure 4 is a schematic representation of an aggregate web site search database for e-commerce.

[0009] Figure 5 is a schematic representation of tables in an aggregate web site search database for e-commerce.

[0010] Figure 6 illustrates a method of creating the aggregate web site search database.

[0011] Figure 7 illustrates a method of querying the aggregate web site search database.

[0012] Figures 8A–8D and 9A-9D respectively illustrate representative web pages rendered on a first browser window and portions of said representative web pages transcoded and rendered on a second browser window in accordance with an embodiment.

DETAILED DESCRIPTION OF THE EMBODIMENTS

[0013] The smaller size of such client devices necessarily limits their display capabilities. Furthermore the wireless connections to such devices typically have less or more expensive bandwidth than corresponding wired connections. The Wireless Application Protocol (“WAP”) was designed to address such issues, but WAP can still provide a very unsatisfactory experience or even completely ineffective experience, particularly where the small client device needs to effect a connection with web sites that host web pages that are directed to traditional full desktop browsers. In addition, the ability to access data from multiple web sites concurrently and extract relevant data can be difficult and time consuming.

[0014] Signature schema documents may be pre-defined using a query language, to provide instructions for application by an engine to extract data from web pages of respective web sites for storage to an aggregate database. For a particular web page, signature schema instructions identify a web page family for the web page and extract desired data from the web page in accordance with its web page family. The instructions use signatures previously identified within web pages of the same family to distinguish the web page family (e.g. in accordance with a shared template for each family) from others of the web site and to distinguish the desired data from other data for the web page family. A server may make one or more requests to obtain web pages from various web sites and apply respective signature schemas maintained in a repository coupled to the engine. Extracted desired data may be stored to a database coupled to the engine to facilitate querying of the data and enable aggregate results to be presented to a client machine (e.g. a wireless communication device) or enable regeneration of original web pages based upon the signature schema.

[0015] In the present disclosure there is provided a method of aggregating web site data from one or more web sites, the method comprising: sending a page request to a web site selected from the one or more web sites; receiving the requested web page from the selected web site; retrieving signature schema associated with the requested web page wherein the signature scheme identifies data fields within the requested web page; applying signature schema to the requested web page to extract data from the requested web page; and storing extracted data to an aggregate database, wherein the aggregate database comprises data extracted from the one or more web sites.

[0016] In the present disclosure there is provided a system for aggregating web site data from one or more web sites, the system comprising: at least one computing device comprising a processor and a memory coupled thereto, said memory storing instructions and data for configuring the processor to: send a page request to a web site selected from the one or more web sites; receive a web page from the selected web site based upon the sent page request; retrieve signature schema associated with the requested web page; apply signature schema to the requested web page data to extract

data identified by the signature schema; and store extracted data to an aggregate database comprising data extracted from the one or more web sites.

[0017] In the present disclosure there is provided a computer program product storing computer readable instructions which when executed by a computer processor configure the processor for: sending a page request to a web site selected from the one or more web sites; receiving the requested web page from the selected web site; retrieving signature schema associated with the requested web page wherein the signature scheme identifies data fields within the requested web page; applying signature schema to the requested web page to extract data from the requested web page; and storing extracted data to an aggregate database, wherein the aggregate database comprises data extracted from the one or more web sites.

[0018] In the present disclosure there is provided a method of aggregating web site data from one or more web sites, the method comprising: sending a page request to a web site selected from the one or more web sites; receiving the requested web page from the selected web site; retrieving signature schema associated with the requested web page wherein the signature scheme identifies data fields within the web and wherein the signature schema are eXtensible Markup Language (XML) documents comprising query language for extracting data from the requested web page; applying signature schema to the received web page to extract data from the requested web page; storing extracted data to an aggregate database, wherein the aggregate database comprises data extracted from the one or more web sites; receiving a search query from a client machine for data stored in the aggregate database; generating a database query based upon the received search query; and retrieving data from the aggregate database defined by the query. The client machine may be a wireless device.

[0019] Referring now to Figure 1, there is illustrated a system 100 for content navigation via a telecommunications network. In a present embodiment system 100 comprises one or more client computing devices in the form of client machines 102A and 102B (collectively 102), web site servers 106, 107 and 109 respectively host web

sites 104, 103 and 105 and a gateway and schema server 120. Machines 102 are respectively coupled to communicate with gateway and schema server 120 to obtain web pages (e.g. 110) transcoded from web sites 103, 104 and 105 and to access aggregate data from the web sites through web server 125 hosting web site 150.

[0020] In the present embodiment, web sites 103, 104 and 105 host web sites which contain data that is to be aggregated into database 126. For example, web site 104 comprises a web server 106 serving web pages (e.g. 110) defined from one or more web page family templates 108A-108D (collectively 108) and web page content (described further herein below) from data store 112. In the present embodiment of system 100, gateway and schema server 120 is coupled to a schema repository 124 from which to obtain a signature schema 122 for a particular web site. Signature schema documents (e.g. 122) provide instructions and data with which an engine 140 of server 120 can extract data from web pages (e.g. 110) and transcode same to a target format to provide transcoded web page data (e.g. 130 and 132) to the respective requesting client machines 102A and 102B as described more fully below. Gateway and schema server 120 may also be coupled to a database 126 for retrieving/storing data extracted from web sites in accordance with its operations. The database 126 may be a relational database for storing extracted data objects and elements and their relationships from web sites in relation to the defined signature schema. The stored data can be accessed by a Structured Query Language (SQL) to retrieve desired data from database 126. Signature schemas for respective web sites may be defined (e.g. coded) using a computing device 128 as described herein below. A web server 125 is coupled to the aggregate web site database 126 enables access to the aggregated web site database 126 data by a web site 150. The web server 125 can also provide a data collection engine 152, or web crawler, for sending requests to web sites 103, 104 and 105 for desired page and provide content to schema engine 140 for processing.

[0021] Representative client machines 102 include any type of computing or electronic device that can be used to communicate and interact with content available via web sites. Each of the client machines 102 may be operated by a respective user U (not

shown). Interaction with a particular user includes presenting information on a client machine (e.g. by rendering on a display screen) as well as receiving input at a client machine (e.g. such as via a keyboard for transmitting to a web site). In the present embodiment, client machine 102A comprises a mobile or wireless electronic device with the combined functionality of a personal digital assistant, cell phone, email paging device, and a web-browser. Such a mobile electronic device may comprise a keyboard (or other input device(s)), a display screen, a speaker, (and other output device(s) (e.g. LEDs)) and a chassis for housing such components. The chassis may further house one or more central processing units, volatile memory (e.g. random access memory), persistent memory (e.g. Flash read only memory) and network interfaces to allow client machine 102A to communicate over the telecommunication network.

[0022] Referring now to Figure 2, a schematic block diagram shows an exemplary client machine 102A in greater detail. It should be emphasized that the structure in Figure 2 is purely exemplary, and contemplates a device that may be used for both wireless voice (e.g. telephony) and wireless data (e.g. email, web browsing, text) communications. Client machine 102A includes one or more input devices which in a present embodiment includes a keyboard and, typically, additional input buttons, collectively 200, an optional pointing device 202 (e.g. a trackball or trackwheel) and a microphone 204. Other input devices, such as a touch screen, and camera lens are also contemplated. Input from keyboard/buttons 200, pointing device 202 and microphone 204 may be received at a processor 208. Processor 208 may be further operatively coupled with a volatile storage unit 212 (e.g. read only memory ("ROM"), Erasable Electronic Programmable Read Only Memory ("EEPROM"), or Flash Memory) and a volatile storage unit 216 (e.g. random access memory ("RAM")) speaker 220, display screen 224 and one or more lights (LEDs 222). Processor 208 may be operatively coupled for network communications via a subsystem 226. Wireless communications are effective via at least one radio (e.g. 228) such as for Wi-Fi or cellular wireless communications. Client machine 102A also may be configured for wired communications such as via a USB or other port and for short range wireless communications such as via a Bluetooth® radio (all not shown).

[0023] Programming instructions that implement the functional teachings of client machine 102A as described herein are typically maintained, persistently, in non-volatile storage unit 212 and used by processor 208 which makes appropriate utilization of volatile storage 216 during the execution of such programming instructions. Of particular note is that non-volatile storage unit 212 persistently maintains a web browser application 86 and, in the present embodiment, a native menu application 82, each of which can be executed on processor 208 making use of non-volatile storage 216 as appropriate. An operating system and various other applications (not shown) are maintained in non-volatile storage unit 212 according to the desired configuration and functioning of client machine 102A, one specific non-limiting example of which is a contact manager application (also known as an address book, not shown) which stores a list of contacts, addresses and phone numbers of interest to user U and allows user U to view, update, and delete those contacts, as well as providing user U an option to initiate telecommunications (e.g. telephone, email, instant message (IM), short message service (SMS)) directly from that contact manager application.

[0024] Native menu application 82 may be configured to provide menu choices to user U according to the particular application (or other context) that is being accessed. By way of example, while user U is activating the contact manager application, user U can activate menu application 82 to access one or more menu choices available that are respective to contact manager application 90. For example, menu choices may include options to invoke other applications (e.g. a mapping application to map a contact's address) or communication functions (e.g. call, SMS, IM, email, etc.) on the client machine 102A for a particular contact. Menu application 82 may be associated to a particular input button (e.g. one of buttons 200) and invoked to provide a contextual menu comprised of one or more menu choices that are reflective of the context in which the button 200 was selected. Note that the options in a contextual menu are stored within non-volatile storage 212 as being specifically associated with a respective application. Menu application 82 may be therefore configured to generate one or more different contextual menus that are reflective of the particular context in which the menu application 82 is invoked. For example, in an email application where an email is being

composed, invoking menu application 82 would generate a contextual menu that included the options of sending the email, cancelling the email, adding addresses to the email, adding attachments, and the like. The contents for such a contextual menu would also be maintained in non-volatile storage 212. Other examples of contextual menus will occur to those of ordinary skill in the art.

[0025] Figures 8A–8D and 9A-9D respectively illustrate representative web pages rendered on a first browser window and portions of a subset of data from said representative web pages transcoded and rendered on a second browser window in accordance with an embodiment. Figure 8A illustrates a representative home web page 860A of an e-commerce web site (e.g. 104) in a browser window 850. Window 850 is illustrative of a rendering to a large size display device (e.g. desktop monitor). Web page 860A comprises, among other things, a menu portion 852 and a primary content display portion 854, in the example, showing various advertisements 855 for products. Figure 9A illustrates the menu portion 852 extracted and transcoded and rendered as a web page on a second browser window 950. Window 950 is illustrative of a rendering to a small size display device (e.g. of a wireless mobile device). In addition to transcoding as a web page, menu portion 852 may be transcoded for menu application 82 e.g. for invocation when browsing the site 104 as referenced further herein.

[0026] Figure 8B illustrates an exemplary product web page 860B in window 850 showing various product data (collectively 866) including image 866A, price 866, title 866C and description 866D data that is transcoded and shown in window 950 of Figure 9B. Also transcoded is the web page hierarchy list 868 showing where the page is on the web site.

[0027] Figure 8C illustrates an exemplary product list web page 860C in window 850 showing a list of products (collectively 870). A subset of the product data such as image 870A, price 870B, and title 870C is transcoded and shown in window 950 of Figure 9C. Note that multiple pages 872 may be provided for the list 870.

[0028] Figure 8D illustrates an exemplary account checkout web page 860D in window 850 showing a login form 880 for receiving account login and password, which form is transcoded and shown in window 950 of Figure 9D. Though not shown, other checkout pages (e.g. for payment or order confirmation, etc.), search pages, product and information pages may be similarly transcoded.

[0029] Returning now to Figure 1, web servers 106, 107 and 109 and gateway and schema server 120 (which can, if desired, be implemented on a single server) can be based on any commonly available server environments or platforms including a module that houses one or more central processing units, volatile memory (e.g. random access memory), persistent memory (e.g. hard disk devices) and network interfaces to allow servers 106, 107, 109 and 120 to communicate over the telecommunications network. Web servers hosts software applications comprising instructions and data for generating and serving web pages dynamically from the template families 108 and current informational content therefore from data store 112. Load balancing, security/firewall, billing, account and other applications may also be present as is well-known in the art.

[0030] Gateway and schema server 120 hosts software applications comprising instructions and data for proxying requests and responses between the client machines 102 and web sites 103, 104 and 105. In addition to software for maintaining HTTP communications, performing requests, maintaining sessions, handling cookies, etc., engine 140 may be implemented in software to apply the signature schemas to web pages from web sites. There may be provided an interpreter that interprets the signature schema document and applies the actions against the web page code (as an ASCII (plain text) to extract desired data to produce a result set. A renderer may be provided to express the desired data result set (i.e. transcode to a target format such as cHTML (Compact HTML) for a mobile device browser) for transmitting to the client machines also in accordance with the signature schema.

[0031] The web server 125 provides web pages to requesting client machine through a browser or application on the client for rendering. The web data may be directly pushed

to client machines 102A by e-mail or by other push based applications, or the data may be accessed by queries to web site 150 directly. The web site 150 may also extract content from the aggregate database 126 and apply signature schema 122 to the extracted database data, which schema may be configured to transcode the data in accordance with the target client machine 102A to tailor the output result.

[0032] Machines 102 schema server 120, and web sites 103, 104, 105 and 125 are coupled via a telecommunication network (not shown) typically comprising one or more interconnected networks that may include wired and (at least for machine 102A) wireless networks. It should now be understood that the nature of the network is not particularly limited and is, in general, based on any combination of architectures that will support interactions between client machines 102 and servers 106, 107, 109, 125 and 120. In a present embodiment the network includes the Internet as well as appropriate gateways and backhauls.

[0033] More specifically, in the present embodiment, a wireless network for client machine 102A may be based on core mobile network infrastructure (e.g. Global System for Mobile communications ("GSM"); Code Division Multiple Access ("CDMA"), Enhanced Data rates for GSM Evolution ("EDGE"), Evolution Data-Optimized ("EV-DO"), High Speed Downlink Packet Access ("HSPDA"), Universal Mobile Telecommunications System ("UMTS"), etc.) or on wireless local area network ("WLAN") infrastructures such as the Institute for Electrical and Electronic Engineers ("IEEE") 802.11 Standard (and its variants) or Bluetooth or the like or hybrids thereof. In the present embodiment of system 100 it is contemplated that client machine 102B may be another type of client machine such as a PC (desktop or laptop) configured to include a full desktop computer or as a "thin-client". Typically such have larger display monitors/screens than portable machines like 102A. A wired network for system 100 and machine 102B can be based on a T1, T3 or any other suitable wired connection.

[0034] As previously stated in relation to Figures 1 and 2, each of the client machines 102 is configured to interact with content available over the network, including web pages on web site 104. In a present embodiment, client machines 102A and 102B may

navigate for content using a browser application (e.g. 86). As will be explained further below, on client machine 102A, browser application 86 may be a mini-browser in the sense that it may be configured to render web pages on the relatively small display 224 of client machine 102A. Often, during such rendering, those pages are presented in a format that may be different from how those pages are rendered on a traditional desktop browser application (e.g. browser 86 of client machine 102B). Mini-browsers typically attempt to convey substantially the same information as if the web pages had been rendered on a full browser such as Internet Explorer®, Safari® or Firefox® on a traditional desktop or laptop computer like client machine 102B.

[0035] Figure 3 is a flowchart illustrating operations/interactions for generating and maintaining an aggregate database from web sites 103-105 for populating and updating database 126. The flowchart provides an example of the interaction among the gateway and schema server 120/140 and data collection engine 152, with web servers 106, 107 and 109 hosting web sites 103, 104 and 105 to generate and maintain the aggregate database 126. The data collection engine 152 (DCE), makes a request 302 to the web site's web server (for example web server 106) for the specified pages based upon the type of data to be aggregated. The web page code (e.g. 110) is generated by server 106 and sent 306 to DCE 152. The web page code received is a text file. It typically does not include objects referenced by the code such as images, video, audio, further web pages, etc. that are typically subsequently retrieved and inserted at the time of rendering a web page by a browser. The schema server engine 140 (SSE) (for example, in parallel or without waiting for a response from server 106) makes a request 304 to the signature repository 124 for the signature schema document 122 for the web site, which request may use the domain in the URL as an identifier for obtaining the document 122. The schema server engine 140 receives 308 the schema and does not render the web page 110 per se but instead uses the instructions in the signature schema document 122 to extract the desired data from the web page 110. The signature schema 122 is configured to extract data from web page 110 in accordance with the specific desired content characteristics for the database 126 which is based upon the target client machines 102A, having knowledge of display 224 capabilities –

such as screen size, resolution, and other parameters - useful in determining the way in which the transcoded data is to be displayed on the machine 102A. The web page 110 or extracted data is stored 310 in database 126 in a relational database structure, where only data related to the defined signature schema from the web site is stored.

[0036] Client machine 102A can then make a request 312 to web site 150 on server 125 for a query to the database 126 regarding desired web sites having a specific domain (URL). Web site 150 requests 314 relevant data from the database 126. The results are extracted 316 and then sent 318 to the client machine as aggregate results, or as a proxy as if the query was made directly to the source web site, and transcoded in accordance with the schema 122, to the requesting client machine 102A processed by the signature schema engine 140 before presentation by web server 125. Alternatively, the data may be pushed to a client machine to a push based application. As noted above, transcoded data 130 may comprise transcoded navigational data for menu application 82 and informational content data (e.g. a list of products and related information from a web page) for displaying by browser application 86. The process can then be repeated for each identified web site such as web sites 103 and 105.

[0037] Signature schemas are pre-defined documents, and may be eXtensible Markup Language (XML) documents utilizing an SQL-like query language, to incorporate instructions and data with which to intelligently extract the data from web pages (which web pages are typically coded in HTML, DHTML, XHTML, XML, RSS, Javascript, etc). This extracted data may be transcoded and provided to client machines 102, used to dynamically generate a relational database (e.g. 126) or both. Each signature schema incorporates an understanding of a particular web site's data including relationships among the various data (e.g. among its primary informational content found in the body of its web pages as well as among such content and associated navigational data (e.g. web page links) that govern the data in the page. As described further herein below, prior knowledge of the web page code including specific identifiers, tags and text (i.e. strings) used within the code (sometimes referred to as "signatures" herein), may be used to define instructions to identify portions of the code of interest and to extract

specific desired data.

[0038] In accordance with the present embodiment, a signature schema document may be defined for all the pages of a particular web site. Large data-driven web sites (e.g. 104) don't maintain thousands of individual web pages per se. The sites typically adopt a few page family templates 108 and dynamically populate these with pertinent content from database 112 comprising information (e.g. weather, stock data, news, shopping/product data, patent data, trade-mark data etc.) as applicable when a client requests a particular page. Each template represents a family of pages having objects and attributes. Below are representative example page family templates and their objects and attributes for a web site offering news and an e-commerce web site offering products for sale electronically:

Example 1: News site

Family: List Page

Objects: lists a selection of news stories

Attributes: Title, abstract and date

Family: Detail page

Objects: lists a single news story (and optionally other related stories)

Attributes: Journalist, City, Date, Title, Full Story, Image

Example 2: E-commerce site

Family: List Page

Objects: lists a selection of products

Attributes: Image, Item Name, Price, Sale Price

Family: Search Page (a specific kind of list page)

Objects: Similar to a list page

Attributes: Similar to a list page

[0039] Each family of pages (the family template) can be identified by a "signature" or unique set of one or more features that automatically identifies a given page on a web site as part of the family and differentiates that family from another family of pages.

Similarly each object and attribute field of interest can be identified with its respective unique signature within a family of pages. A signature schema document typically comprise numerous pieces of information (commands), for example, information that instructs the engine 140 for:

- identifying all page families;
- identifying and extracting data (i.e. desired objects and attributes) for each page family;
- capturing the (implicit or explicit) relationships between the objects and attributes;
- and
- transcoding the data.

[0040] A signature schema document may also be configured to enable special functionality for the target web site including searching, logging in a user, purchasing items, etc.

[0041] In accordance with a present embodiment, the structure and syntax of a representative signature schema document for a representative e-commerce site eshop.ca is shown and described. Engine 140 may be configured to receive web page code comprising text data and search through the text in accordance with the schema document instructions that provide SQL-query like language instructions. Engine 140 maintains a pointer within the text as it moves through the web page code performing various actions, as described below, in accordance with the schema instructions. Table 1 illustrates a snippet of a representative signature schema:

```
1 <?xml version="1.0" encoding="ISO-8859-1" ?>
2 <site>
3   <version major="1" minor="2"/>
4   <url location="http://www.eshop.ca" key="eshop.ca" name="E-Shop" />
5   <advanced>
6
7       <index_link value="http://www.eshop.ca/home.asp" />
8   </advanced>
9   <page_type>
10      <lookup type="pex" action="locate_string" name="list_elements"
id="mylist_1"
```

```

                ref="Compare products" alt1="Sort products" />
11      <lookup type="pex" action="locate_string" name="item_elements"
id="myitem_1"                ref="&quot;product-details&quot;" />
12      <lookup type="pex" action="locate_string" name="menu_elements"
id="mymenu_2"                ref="anc-lhsnav-subitem" />
13      <lookup type="pex" action="locate_string" name="menu_elements"
id="mymenu_1"                ref="product-table" />
14      <lookup type="pex" action="locate_string" name="item_elements"
id="myitem_1"                ref="*" />
15      </page_type>
16      <list_elements id="mylist_1">
...
17      </list_elements>
...
18      <item_elements id="myitem_1">
19          <actions>
20              <lookup type="pex" action="move_ptr" ref="&lt;/head&gt;" />
21          </actions>
22          <element>
23              <lookup type="pex" action="get_string" name="image"
ref="largeimageref"                location="after" start="&lt;img
src="&quot;" end="&quot;" />
24              <lookup type="pex" action="get_string" name="title" ref="product-
details-prd-title"                location="after" start="&lt;span"
end="&lt;/span&gt;" include_sz="1"                strip_tags="1" />
25              <lookup type="pex" action="get_string" name="price" ref="our
price:"                location="after" start="&lt;td"
end="&lt;/td&gt;" include_sz="1"                strip_tags="1" />
26              <lookup type="pex" action="get_string" name="sale_price"
ref="sale price:"                location="after" start="&lt;td"
end="&lt;/td&gt;" include_sz="1"                strip_tags="1"
tolerance="1" />
27              <lookup type="pex" action="get_string" name="description"
ref="detailbox-text"                location="middle" start="&lt;p"
end="&lt;/p&gt;" include_sz="1"                strip_tags="1" />
28          </element>
29      </item_elements>
...

```

Table 1 - XML Signature Schema Snippet for E-Shop.ca

[0042] In the XML code snippet of Table 1, instructions at line 4 are for verifying that the web page under consideration and the signature schema relate to the same web site/domain – eshop.ca. Instructions at lines 9-15 are for determining the particular page

family to which the web page under consideration belongs. A respective signature that defines the particular page family has been previously identified for use to distinguish the page. The engine 140 processes the <page type> tag by registering the identification strings for each page family. When a web page is obtained by the engine as input, the engine may be able to identify the page family by its unique string ref=" and the command provides the related tag within the signature schema document where further instructions for the particular web pages are found:

action="locate_string": command to check for the existence of a string.

name=": identifies the type of page family for each identified family.

id=": assigns an id to the page family that is used across the signature schema document.

[0043] For example, at line 10, the instructions identify a web page using the alternative signatures "Compare products" or "Sort Products". Web pages with these strings are of the same family type. The instructions at line 10 provide a reference tag to further instructions for this family, providing a link to instructions for the list_elements page family with and ID of mylist_1 (see lines 16-17). Similarly the other lookup instructions provide references to the specific instructions within the signature schema document for handling a web page of each web page family. Representative instructions for some of the web page families are provided in Table 1, for example, at lines 16-17 and 18-29 with others omitted for brevity.

[0044] With reference to the extraction instructions for one of the web page families (e.g. item_elements id="myitem_1") at lines 18-29, the instruction at line 20 advances the scan pointer within the text file of the web page code to a beginning limit of a region of interest indicated by a signature reference. This establishes an upper limit for review within the text file. Though not shown in this table, an end limit may be defined as well (See Table 4). Further such instructions at lines 22-28 may comprise commands to locate desired data using "signatures" such as string identifiers that uniquely identify the

data within the region of interest. In the present example the instructions locate and extract one or more elements, namely, product image, title, price, sale price and description for a product of the item web page family. For example, instructions at line 23 extract a string in between the first "<img src="" and """ that appears after next appearance of "largeimageref". The string returned is the path (relative URL at web site eshop.ca) to the product image. By advancing a search scan pointer within the web code to a desired location, references before that location can be skipped when searching. Any prior instances of a signature string such as "largeimageref" may be ignored. In this way, otherwise ambiguous signature references can be avoided.

[0045] The example in Table 1 shows at least some of the instructions (e.g. lines 23 -27) including one or more directional references relative to the signatures to locate and extract the desired data. For example, directional references such as "before" or "after" command the engine to extract desired data that is in a relative position in the web page before or after the signature string (i.e. ref=). Moreover, such instructions may further include at least one of a start reference or an end reference further pinpointing the location of the desired data in accordance with that direction. Additional directional reference information is discussed herein with reference to code snippets in other Tables and the discussion of an embodiment of signature transcoding engine syntax presented below.

[0046] The example within Table 1 demonstrates the extraction of data and the establishment of relationships between objects and elements within a same page of a web site. However, signature schema documents may further capture relevant attributes of an object across pages. For example, a user of client machine 102A may click through a number of web pages in eshop.ca to get to a specific product page (e.g. Department -> Product Category -> Product Sub-Category -> Specific Product, such as TV & Video > 19"-21" TVs > LCD TVs > BrandX Product. The navigational hierarchy representing a categorization may be captured and associated to the extracted objects and there elements.

[0047] For brevity, certain instructions were omitted from Table 1. Tables 2-4 provide

representative instructions for further web page families for e-shop.ca that may be read with Table 1. Table 2 below provides representative instructions, e.g. for lines 16 and 17 of Table 1, including instructions for a web page family related to a list of items/products for sale. Whereas instructions at lines 22-28 provided product data extraction instructions for a web page family showing a single item (i.e. product), the instructions of Table 2 provide additional instructions that repeat product data extractions for each product in the list.

```

1      <list_elements id="mylist_1">
2          <paging>
3              <page_variable value="page" />
4              <page_start value="0" />
5              <lookup type="pex" action="get_string" name="link"
ref="Next&nbsp;" location="before" start="&lt;a
class=" end="&lt;/a&gt;" include_sz="1" strip_tags="1" />
6          </paging>
7          <actions>
8              <lookup type="pex" action="move_ptr" ref="Sort or compare
products" ref_alt_1="Sort products" />
9          </actions>
10         <element>
11             <lookup type="pex" action="get_string" name="link" ref="thumbnail"
location="before" start="&lt;a href="
end="&quot;&gt;" />
12             <lookup type="pex" action="get_string" name="image"
ref="thumbnail" location="middle" start="&quot;"
end="&quot;" />
13             <lookup type="pex" action="get_string" name="title"
ref="class="&quot;tx-strong-dgrey&quot;"
location="after" start="&lt;a href="
end="&lt;/a&gt;" include_sz="1" strip_tags="1" />
14             <lookup type="pex" action="get_string" name="price" ref="pricepill/"
location="after" start="/" repeat_start="1"
end=".gif" tolerance="1" />
15             <lookup type="pex" action="move_ptr" ref="pricepill/" />
16         </element>
17     </list_elements>

```

Table 2 - XML Signature Schema Snippet for Product List Web Page Family of E-Shop.ca

[0048] If the engine 140 identifies that the page is of the "mylist_1" family, the engine

determines the location in the signature schema document that contains the signature for the objects and elements of that family and applies the instructions therefor. A product list at e-shop.ca may span multiple web pages. Instructions at lines 2-6 of Table 2 find the number of pages and generate the links for each of the pages. Instructions at lines 7-9 (action tag) advance the search scan pointer to the region of web page code that may be of interest (i.e. in this case, the start of the list). In this way, a local signature reference can be used and any earlier ambiguous references skipped. Skipping to the local region of interest may also make the specification of the signature reference less complicated.

[0049] Taking advantage of inherent repeated patterns in the web page code, instructions at lines 10-16 (elements tag) of Table 2 provide product data extraction instructions that may be repeated for each product in the list. The engine 140 may be provided with commands to scan for each data element of interest using a signature reference e.g. ref=", an action, one or more positional instruction(s) to further identify the data within the text of the web page code, and any additional text data manipulation instructions to extract the desired data (e.g. to remove HTML formatting characters or add characters). The instruction at line 15 moves the scan pointer to the end of the object (in this example a product in a list of products) to ready the instructions for application against the next object (product) in the list.

[0050] More particularly:

lookup type="pex": string lookup

action ="get_string": returns a value back that is the desired element of the object.

name="link": the object element, in this case the link to the product page

ref="thumbnail": the reference string that identifies where to find the value of the link

location="before": the value of the link is before the ref string

start="<a href=""": look for the ref string after this value

end="">": look for the ref string before this value.

```

1 <search_elements id="mysearch_1">
2   <settings>
3     <search_path value="http://www.eshop.ca/search/search.asp" />
4     <search_variable value="keyword" />
5   </settings>
6   <paging>
7     <page_variable value="page" />
8     <page_start value="0" />
9     <lookup type="pex" action="get_string" name="link" ref="Next&nbsp;
      location="before" start="&lt;a href=" repeat_start="1"
end="&lt;/a&gt;"
      include_sz="1" strip_tags="1" />
10  </paging>
11  <actions>
12    <lookup type="pex" action="move_ptr" ref="bg-compare-hero" />
13  </actions>
14  <element>
15    <lookup type="pex" action="get_string" name="link" ref="&gt;"
location="after"
      start="&lt;a href=" end="&quot;&gt;" />
16    <lookup type="pex" action="get_string" name="image" ref="&lt;a href"
location="after"
      start="&lt;img src=" end="&quot;" />
17    <lookup type="pex" action="get_string" name="title"
      ref="class="tx-strong-dgrey"&quot;" location="after"
start="&lt;a
      href=" end="&lt;/a&gt;" include_sz="1" strip_tags="1" />
18    <lookup type="pex" action="move_ptr" ref="bg-compare-hero" />
19  </element>
20 </search_elements>

```

Table 3 - E-Shop Search Family Signature Schema Snippet

[0051] If the engine 140 has identified that the page is of the “mysearch_1” family the engine applies the portion of the signature schema document that contains the signature for the objects and elements of that family, shown above in Table 3.

<settings>...</settings>: Contains any web page specific manual overrides such as excluding certain menu items, customization, modification of a menu that may be desired. In this example, as per line 3 a value of form variable “keyword” will be posted

to "http://www.eshop.ca/search/search.asp".

<paging>...</paging>: Manages paging for the search pages.

<actions>...</actions>: Instruct the engine to move the scan pointer to the string "bg-compare-hero" (line 12 of Table 3) and start looking for elements from there.

<element>...</element>: Contains lookup instructions for each object element as previously described.

```

1 <menu_elements id="mymenu_1">
2   <settings>
3     <black_list value="Site Index##External Link" />
4   </settings>
5   <actions>
6     <lookup type="pex" action="move_ptr" ref="bg-lhsnav-title" />
7     <lookup type="pex" action="end_ptr" ref="&lt;/table&gt;" />
8   </actions>
9   <element>
10    <lookup type="pex" action="get_string" name="link" ref="&lt;li&gt;"
location="after"
        start="&lt;a href=&quot;" end="&quot;" />
11    <lookup type="pex" action="get_string" name="title" ref="&lt;li&gt;"
location="after"
        start="&lt;a href=&quot;" end="&lt;/a&gt;" include_sz="1"
strip_tags="1" />
12    <lookup type="pex" action="move_ptr" ref="&lt;/li&gt;" />
13  </element>
14 </menu_elements>

```

Table 4 - E-shop Menu Family Signature Schema Snippet

[0052] If the engine 140 has identified that it is looking for a menu on a page that contains the menu style of the "mymenu_1" family, the engine applies the portion of the signature schema document that contains the signature for the objects and elements of that family, shown above in Table 4.

<settings>...</settings>: Contains any page specific manual overrides such as exclude list, customization, modification, personalization, etc. In this example, as per line 3, any result that matches "Site Index", "External Link" are excluded but partial matches are also possible by using wild card strings.

<action>...</action>: Lines 6 - 7 of Table 4 sets the start and end limits to instruct the engine 140 where to look for menu items.

<element>...</element>: Contains lookup instructions for each object element as previously described. In this example, lines 10 and 11 of Table 4, an element in 'mymenu_1' (each individual menu entry of web page) contains link and title as its properties. Line 12 instructs the engine to move the pointer to "" to get ready to loop through and extract the next menu item with the same elements, taking advantage of the repeated patterns within the text of the web page code.

[0053] Though the example described relates to extracting informational content for an e-commerce oriented site, no limitation should be applied. Similar instructions may be defined for other types of sites, for pages which permit a user to input information and for navigational data extraction.

[0054] Signature schema document 122 may further comprise transcoding instructions (not shown) for use by engine 140 to express the extracted desired data (which may be retrieved from database 126) in a target format (e.g. a format of HTML, XML, script etc.) for use by the requesting client machine 102. For example, the transcoding instructions may define a web page for displaying the extracted data in browser application 86 that is suitable for display on the client machine 102. The formatting rules can be system and/or user defined and can include parameters such as but not limited to: object positioning, object colour, object size, object shape, object font/image characteristics, background style, and navigational item display (e.g. in a menu as described above) or for display with the content in the generated page on the client screen. Browser application 86 (e.g. of machine 102A) may be configured for using a markup language (e.g. cHTML) or other code format that is not identical to the code provided by web page 110. Alternatively, transcoding instructions may be defined to express the extracted desired data in XML or another code format such as for use by a different client application or plug-in to a client application such as menu application 82 or another application (not shown) on client machine 102.

[0055] Signature schema documents may be prepared (i.e. coded) using a

computing device such as computing device 128. Computing device 128 may be any suitable desktop or laptop device capable of coding documents (which may be but need not be XML-type documents) and may be configured to automate or semi-automate coding of such documents.

[0056] Computing device 128 may be coupled to web site 104 to retrieve web pages from the site for reviewing to prepare the custom signature schema document for the site. Computing device 128 may be configured to automatically review the web page code and apply heuristics or other techniques (e.g. spatial analysis) to determine probable content of interest (i.e. desired data) and generate code to extract the desired data. For example, primary content of interest tends to be located toward the centre of the web page. In another embodiment, the computing device may facilitate a user coding signature schema to manually assist with the analysis of the web page and identification of desired data and the generation of the instructions. Computing device 128 may be further coupled to repository 124 to provide (e.g. up-load or publish) coded signature schema documents for use by server 120.

[0057] It will be apparent to a person of ordinary skill in the art that as a web site may be re-designed or otherwise changed such that the code of one or more web page families may be changed or a family added, an existing signature schema may require re-coding to account for the change/addition, as applicable.

Signature (Transcoding) Engine Syntax

[0058] In accordance with a present embodiment, further details concerning the syntax of schema instructions are described.

Lookup Syntax

The lookup tag instructs the engine 140 to perform an insert, delete or query the document contents.

Type: Defines the data type of the lookup. Type may be “pex” for a string expression. Type may also support more advanced options such as regular

expressions, API calls, and SQL queries.

Action:

Action = "locate_string": Look for a string ("ref" identifier) value within the data. Return true iff the string exists in the data (i.e. the "ref" identifier index ≥ 0).

Action = "replace_string": Replace a string within the data with the "ref" identifier.

Action = "move_ptr": Remove all characters in the data that exist before the location of the "ref" identifier.

Action = "end_ptr": Remove all characters in the data that exist after the location of the "ref" identifier.

Action = "get_string" Extract a string based on the location of the "ref", "start", and "end" identifiers.

ID: ID is an identifier of another section within the signature. It allows the result of a query to trigger another set of actions within the signature. This is primarily used when identifying page types. Once a match has been made, specific instructions are executed that are marked with this ID. Recursive data structures (e.g. lists within lists) may also be supported.

Ref: Ref defines the initial identifier that the lookup searches for. If an AND case is required multiple ref identifiers can be used (i.e. ref="string1" ref1="string2"). If an OR case is required ref_[ref identifier] _alt_1 can be used (i.e. ref="string1" ref_alt_1="string2"). To demonstrate (X="1" || Y="2") && (A="8" || B="9") would translate to ref="1" ref_alt_1="2" ref1="8" ref1_alt_1="9".

Repeat_[identifier]: Repeat executes the identifier query additional times. For example, if ref="hello" to set the identifier index at the second occurrence of hello the following tag would be added: repeat_ref="1".

Location:

Location = "before": Search the data in a reverse direction, starting from the "ref" identifier. This implies that both the "start" and "end" identifier indexes must be less than the "ref" index.

Location = "middle": Search the data in two directions, starting from the "ref" identifier. This implies that the "ref" identifier index is greater than the "start" identifier index and less than the "end" identifier index.

Location = "after": Search the data in a forward direction, starting from the "ref" identifier. This implies that both the "start" and "end" identifier indexes must be greater than the "ref" index.

Start: Start is primarily used when action="get_string" and may also be used for replace/remove instructions. . The start identifier index will be the start index of the string to extract. If an AND case is required multiple "start" identifiers can be used (i.e. start="string1" start1="string2"). If an OR case is required start_[start identifier] _alt_1 can be used (i.e. start="string1" start_alt_1="string2"). To demonstrate (X="1" || Y="2") && (A="8" || B="9") would translate to start="1" start_alt_1="2" start1="8" start1_alt_1="9". To find the nth match see the repeat syntax.

End: End is primarily used when action="get_string" and may also be used for replace/remove instructions. If an AND case is required multiple "end" identifiers can be used (i.e. end="string1" end1="string2"). If an OR case is required end_[end identifier] _alt_1 can be used (i.e. end="string1" end_alt_1="string2"). To demonstrate (X="1" || Y="2") && (A="8" || B="9") would translate to end="1" end_alt_1="2" end1="8" end1_alt_1="9". To find the nth match see the repeat syntax

Max_Index: Max_Index is used to limit the scope of a query by ensuring that no other identifier index is greater than the "max_index". . If an AND case is required multiple "max_index" identifiers can be used (i.e. max_index="string1" max_index1="string2"). If an OR case is required max_index_[max_index identifier] _alt_1 can be used (i.e. max_index="string1" max_index_alt_1="string2"). To demonstrate (X="1" || Y="2") &&

(A="8" || B="9") would translate to max_index="1" max_index alt_1="2" max_index ="8" max_index _alt_1="9". To find the nth match see the repeat syntax.

Max_Index_Use_Ref: Max_Index_Use_Ref is a Boolean value set to 0 or 1. It is used with Max_Index. When set to 0, the "max_index" will begin querying at the beginning of the data. When set to 1, the "max_index" will begin querying from the "ref" identifier index.

Gbl_append_[identifier]: Gbl_append appends a string passed via the url to the identifiers query value

Gbl_Repeat_[identifier]: Gbl_Repeat executes the identifier query additional times. For example, if ref="hello" to set the identifier index at the second occurrence of hello the following tag would be added: gbl_repeat_ref="var" where var would be passed in the URL i.e. <http://www.eshop.ca/mobile/fatfree.asp?site=...&url=...&var=1>.

Tolerance: Tolerance is a Boolean value set to 0 or 1. It is used to return an empty string. By default tolerance is set to 0 which enforces that a property be found on a page, otherwise the page will be marked as "invalid" and an appropriate error message returned. When set to one, an empty value is returned for properties that can not be located.

Include_sz: Include_sz is a Boolean value set to 0 or 1 and used with get_string. It is by default set to 0. When set to 1 it includes the "start" value and the "end" value as part of the result.

Include_start: Include_start is a Boolean value set to 0 or 1 and used with get_string. It is by default set to 0. When set to 1 it includes the "start" value as part of the result.

Include_end: Include_end is a Boolean value set to 0 or 1 and used with get_string. It is by default set to 0. When set to 1 it includes the "end" value as part of the result.

Closetag: Closetag is a Boolean value set to 0 or 1 and used when action="get_string". It appends /> to the extracted value.

Strip_Tags: Strip_Tags removes HTML tags from the value and used when action="get_string".

Strip_tags="1": remove all tags.

Strip_tags="2": remove all br and script tags.

Strip_tags="3": remove all tags except replace </p> with
.

Strip_tags="4": remove all tags except replace </div>
 with
.

Strip_tags="tag1,tag2...tagN":remove all tag1, tag2,...tagN leaving any tag not listed.

Notrim: Notrim is a Boolean value set to 0 or 1 and used when action="get_string". By default all value have white spaced trimmed. When this property is set to 1, white space is not trimmed.

Append: Append is a string value and used when action="get_string". It appends a string to the extracted value.

Prepend: Prepend is a string value and used when action="get_string". It prepends a string to the extracted value.

Upper: Upper is a Boolean value set to 0 or 1 and used when action="get_string". It converts all characters to upper case.

Lower: Lower is a Boolean value set to 0 or 1 and used when action="get_string". It converts all characters to lower case.

Page Syntax

The page syntax extracts the paging information from the data. This allows the end user the ability to change pages just as on the desktop.

Page_variable: Defines unique key that defines a family's paging feature.

Page_start: Defines value of first page in a family's paging feature.

Page_post: Path where paging variable(s) must be transmitted to.

Page_start : Defines value of first page in a family's paging feature.

Page_increment: Defines value that paging increases by for each page in a family's paging feature.

Page_block: Defines unique key that defines a family's paging block feature.

Page_block_size: Defines the size of the family's page block. (i.e. 10 items per page)

Url_append: Append the unique key that defines a family's paging feature and the page number.

Search Syntax

Make a web site family's search feature functional by specifying details such as what variable to post.

Search_path: Search path where search variable must be transmitted to

Search_variable: Name of search variable which a web site's search feature is looking to read, request, post, etc.

Url_replace: Remove a portion of the url that is specific to posting search parameters

URL Syntax

The url tag defines global properties for a site, including the url, and name:

```
<url location="http://www.eshop.ca" key="eshop.ca" name="E-Shop" />
```

Name: Name is the name to display when browsing using the gateway 120

Location: Location defines the fully qualified address of the site.

Key: Key is the site.

Advanced Syntax

The advanced tag defines global properties for the site. This at a minimum includes the path to the initial page of the site.

```
<advanced>
  <index_link value="http://www.eshop.ca" />
  <check_out value="1" />
</advanced>
```

Index_link: Index_link specifies the path to the initial page of the site. This is usually the same page as the location property from the URL syntax. This field is always required.

Append_link: Appends a string value to every URL requested for this site.

No_purchase: No_purchase is a Boolean value 0 or 1. The default value is 0 which implies that an item should contain a purchase link. When true, the purchase link is removed.

No_item: No_item is a Boolean value 0 or 1. The default value is 0 which implies that Item pages should show up in the breadcrumb. When true, the item is not added to the breadcrumb.

Check_out: Check_out is a Boolean value 0 or 1. The default value is 0 which implies that Item purchase link sends the request and control away from the gateway server 120. When true, then a checkout process has been created for use with gateway server 120.

Product_img_width: Product_img_width defines the width of all item images.

Use_cookies: Use_cookies a Boolean value 0 or 1. By default it is set to 0, and cookies are not passed to the site. When true, gateway 120 passes all cookies from client machine 102 to the site 104, and from the site 104 to the client machine.

Page Type Syntax

The page type is a collection of lookup queries that have an id associated with them. Lookup queries may be processed in a top down fashion. The first successful lookup will trigger another section in the signature schema document. For example, if the following evaluates to true:

```
<page_type>
<lookup type="pex" action="locate_string" name="list_elements" id="mylist_1" ref="&lt;!--" />
</page_type>
```

Then the tag element `<list_elements id="mylist_1">` would be executed next.

General Element Syntax

Elements include `list_elements`, `menu_elements`, `item_elements`, `search_elements`, `form_elements`. Each element has an ID. For example a menu element:

```
<menu_element id="menu_id"/>
```

The element may contain the following sub containers (`settings`, `actions`, `elements`, `paging`) which scope resides only within the element. Each element is associated with a specific rendering function.

```
<menu_element id="menu_id"/>
  <settings> </settings>
  <paging> </ paging >
  <elements> </ elements >
    <actions> </ actions >
</menu_element>
```

Settings Syntax

Settings syntax varies based on the type of element it resides in. Settings allow customizations that only apply to a specific page family.

Black_list – menu_elements: Black_list removes menu items with names that reside in the black list. Each entry is separated delimited (e.g. using two pound characters (##)).

Pass_image – list_elements, search_elements: Pass_image adds the image path to the url when requesting an item. The image added to the url will be used as the item image.

Price[n] – item_elements: Price[n] where n is an integer renames the rendered item with name price[n].

Action – form_elements: Overrides the action of a form displayed to the end user.

Handle – form_elements

Handle = “display” - display the form to the end user.

Handle = “post” – post the form.

Handle = “get” – get the form.

Cookie – form_elements: Send additional cookies when posting this form.

Input_[identifier] – form_elements: Input tag adds/modifies a form value with name [identifier] setting its value.

Rename_[identifier] – form_elements: Rename tag renames a form value with name [identifier].

Actions Syntax

The actions tag primary function is data manipulation. It contains lookup queries that modify data with actions of "move_ptr" or "end_ptr".

```
<actions>
```

```
  <lookup type="pex" action="move_ptr" ref="&lt;/head&gt;" />
```

```
</actions>
```

[0059] Persons of ordinary skill in the art will appreciate that alternative embodiments are contemplated. System 100 may be implemented so that one or more web sites are coupled to the telecommunication network (either alone by a server 106 or by one or more web servers like web-server 106), and that a corresponding one or more schemas for each of those web sites (or each of the web pages therein, or both) can be maintained by gateway and schema server 120 and repository 124. Client machines 102 can be configured for proxied connection through different servers 120 and for accessing aggregated web site data from database 126. Those skilled in the art will now further recognize that server 120 and web server 125 can be hosted by a variety of different parties, including, for example but without limitation: a manufacturer of client machine 102, a service provider that provides access to the telecommunication network on behalf of user U of a client machine 102; the entity that hosts web-site 104 or a third party intermediary. In web site host example it can even be desired to simply combine the web server 106 and schema server engine 120 on a single server to thereby obviate the need for separate servers. Alternatively the functionality of server 120 and web server 125 may be locally resident on the client machine providing.

[0060] Figure 4 is a schematic representation of an aggregate web site search database 126. The database 126 contains one or more tables for storing aggregate web page data extracted from target web sites. The database may be a relational database enabling structured database queries and provides temporary/persistent storage of structured data as a whole or partially may be indexed for fast performance. For an e-commerce web site, the database 126 may contain tables defining a web site

identification and category index 402 and category data 404 containing specific item details, as will be discussed in connection with Fig. 5. The category data 404 may be further divided into product data 406 sub-tables to store additional product related information. Indices 408 can be created to reference aggregate web site data to improve query responsiveness and results. Metadata 410 associated with the original web pages may be stored such as images, web page formatting or navigation data. In other web site applications such as news, weather, stock data, patent data, trade-mark data etc., the appropriate tables would be configured to store the extracted data based upon the signature schema. The database 126 may alternatively reside in client machine 102A memory. The client machine would generate the request to the desired websites and store extracted data locally.

[0061] Figure 5 is a schematic representation of tables in an aggregate web site search database for e-commerce. The extracted data from selected e-commerce web sites can be formatted into category index 402 which indicates identification 502 of the web site where the data was extracted from and the category 504 of interest. In this example entry 506 identifies <http://www.eshop2.ca/pg=3> as the reference for where digital cameras may be indexed. For each entry in the category index 402, an individual category 404 table can be created. The category table provides location identifiers 510 for each product retrieved from the web site based upon the defined signature schema and populated at step 310 during the retrieval of data from the web site. The vendor 512, title 514 of the product, price 516 and description 518 extracted can then be stored. It should be understood that the categories identified can be tailored to the application. The database then provides a means for querying the aggregate data from the web site to present meaningful information to the client machine 102A. By storing the aggregate data queries can be created to meet desired requirements and transcoded for presentation on the client machine 102A.

[0062] Figure 6 illustrates a method of creating the aggregate web site search database. The web sites 103, 104 and 105 that are to be indexed are identified, and page request(s) 602 are sent to the web site to fetch pages by data collection engine 150 hosted on web server 125. The data collection engine 150 is a web crawler to

independently collect data from target web sites for storage in aggregate database 126. Alternatively, the data collection engine 150 may be included in the engine 140 of gateway 120. The signature schema for the web site is retrieved 604 from repository 124 by engine 140. The schema is applied 606 to the received web site data to extract relevant data from the web page content. The extracted data is stored 608 to the aggregate database 126 in the appropriate tables. The process is repeated for each relevant web site to generate the aggregate web site search database. The data collection engine 150 can then periodically access web sites 103, 104 and 105 to ensure stored data is accurate and up to date. As the schema is defined to extract elements with which objects and their attributes on the web page can be defined or described and the schema incorporates knowledge of what these objects and attributes represent, an intelligent and indexed database 126 can be defined.

[0063] Figure 7 illustrates a method of querying the aggregate web site search database 126. A search query or request is generated by a user via an interface on client machine 102A and received 702 at gateway 120 or may be directed to the aggregate web site 150. The web site 150 processes the request and generates 704 the relevant database query such as SQL (Structured Query Language) to database 126. The relevant data is then retrieved 706 from the database 126. The retrieved data or search results, can then be formatted and provided 708 accommodate client machine 102A characteristics in response to request 702 to the client machine 102A. If the request is made through a web application the search result data may be formatted to accommodate the client machine browser. For example as shown in Fig 7C. Alternatively the data may be pushed to a push application on the client machine 102A. The web site data may be retrieved periodically by data collection engine 152 which may be triggered manually, scheduled or on-going.

CLAIMS

1. A method of aggregating web site data from one or more web sites, the method comprising:

 sending a page request to a web site selected from the one or more web sites;
 receiving the requested web page from the selected web site;
 retrieving signature schema associated with the requested web page wherein the signature scheme identifies data fields within the requested web page;
 applying signature schema to the requested web page to extract data from the requested web page; and
 storing extracted data to an aggregate database, wherein the aggregate database comprises data extracted from the one or more web sites.

2. The method of claim 1 further comprising:

 receiving a search query from a client machine for data stored in the aggregate database;
 generating a database query based upon the received search query; and
 retrieving data from the aggregate database defined by the database query.

3. The method of claim 2 further comprising:

 generating a retrieved data web page for the client machine using the retrieved data; and
 providing the retrieved data web page to the client machine.

4. The method of claim 2 wherein the search query is generated by a push application on the client machine and wherein the retrieved data is sent to the push application.

5. The method of claim 1 wherein the data is stored in a relational database.

6. The method of claim 5 wherein the database query is a Structured Query Language (SQL) query.

7. The method of claim 1 wherein the signature schema is retrieved from a repository of one or more signature schemas, wherein each schema is defined for each of the one or more web sites.
8. The method of claim 1 wherein the signature schema comprises eXtensible Markup Language (XML) documents comprising query language for extracting data from the requested web page.
9. The method of claim 1 wherein the aggregate database comprises a category table identifying a hypertext transport protocol (HTTP) link and a product category and wherein the aggregate database further comprises a product table identifying a product specific HTTP link, product information and pricing for each identified product category.
10. The method of claim 1 wherein the aggregated database is stored on the client machine.
11. The method of claim 1 where in the client machine is a wireless device.
12. A system for aggregating web site data from one or more web sites, the system comprising:
 - at least one computing device comprising a processor and a memory coupled thereto, said memory storing instructions and data for configuring the processor to:
 - send a page request to a web site selected from the one or more web sites;
 - receive a web page from the selected web site based upon the sent page request;
 - retrieve signature schema associated with the requested web page;
 - apply signature schema to the requested web page data to extract data identified by the signature schema; and

store extracted data to an aggregate database comprising data extracted from the one or more web sites.

13. The system of claim 12 wherein the instructions for configuring the processor are further configured to:

receive a search request for data from the aggregate database from a client machine;

generate a database query based upon the received search request; and

retrieve data from the database defined by the database query.

14. The system of claim 12 wherein the signature schema is retrieved from a repository of one or more signature schemas wherein each schema is defined for each of the one or more web sites.

15. The system of claim 12 wherein the signature schema are eXtensible Markup Language (XML) documents comprises query language for extracting data the requested web page.

16. The system of claim 12 wherein the aggregate database comprises a category table identifying a hypertext transport protocol (HTTP) link and a product category and wherein the aggregate database further comprises a product table identifying a product specific HTTP link, product information and pricing for each identified product category.

17. The system of claim 12 wherein the data is stored in a relational database.

18. The system of claim 17 wherein the query is a Structured Query Language (SQL) query.

19. The system of claim 12 wherein the processor is further configured to:

generate a retrieved data web page for the client machine using the retrieved data; and

provide the retrieved data web page to the client machine.

20. The system of claim 12 where in the search query is generated by a push application on the client machine and the retrieved data is sent to the push application.

21. The system of claim 12 wherein the aggregated data base is stored on the client machine.

22. The system of claim 21 where in the client machine is a wireless device.

23. A computer program product storing computer readable instructions which when executed by a computer processor configure the processor for:

- sending a page request to a web site selected from the one or more web sites;

- receiving the requested web page from the selected web site;

- retrieving signature schema associated with the requested web page wherein the signature scheme identifies data fields within the requested web page;

- applying signature schema to the requested web page to extract data from the requested web page; and

- storing extracted data to an aggregate database, wherein the aggregate database comprises data extracted from the one or more web sites.

24. A method of aggregating web site data from one or more web sites, the method comprising:

- sending a page request to a web site selected from the one or more web sites;

- receiving the requested web page from the selected web site;

- retrieving signature schema associated with the requested web page wherein the signature scheme identifies data fields within the web and wherein the signature schema are eXtensible Markup Language (XML) documents comprising query

- language for extracting data from the requested web page;

applying signature schema to the received web page to extract data from the requested web page;
storing extracted data to an aggregate database, wherein the aggregate database comprises data extracted from the one or more web sites;
receiving a search query from a client machine for data stored in the aggregate database;
generating a database query based upon the received search query; and
retrieving data from the aggregate database defined by the query.

25. The method of claim 25 where in the client machine is a wireless device.

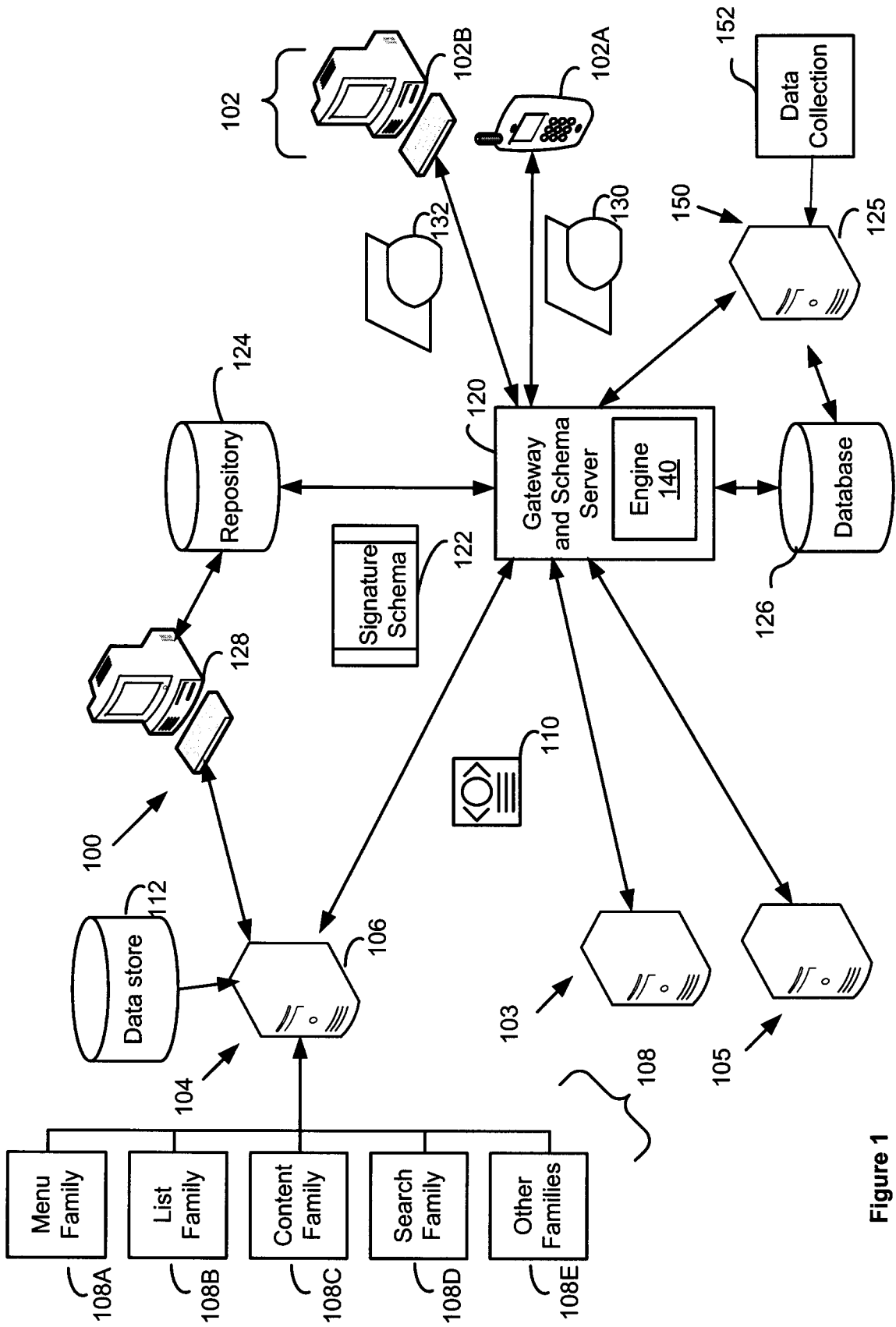
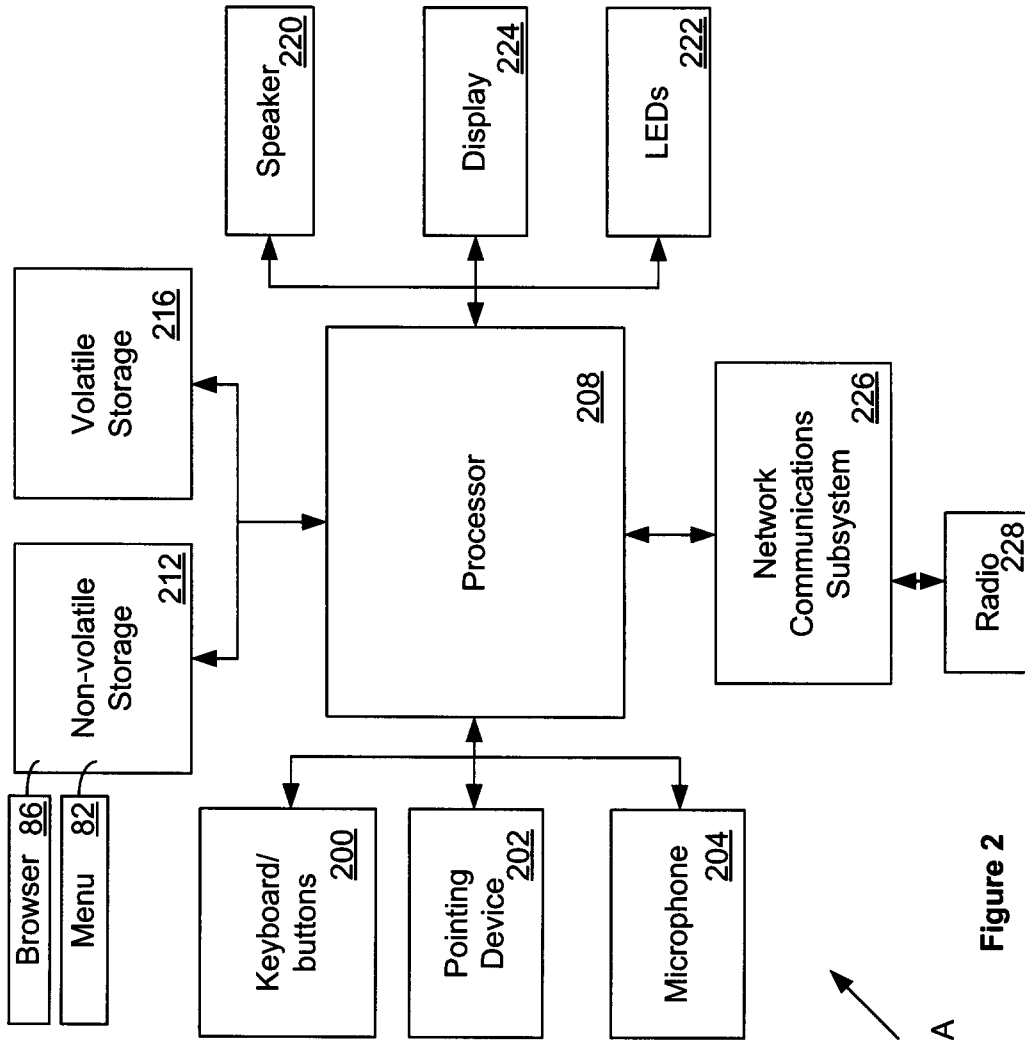


Figure 1



102A

Figure 2

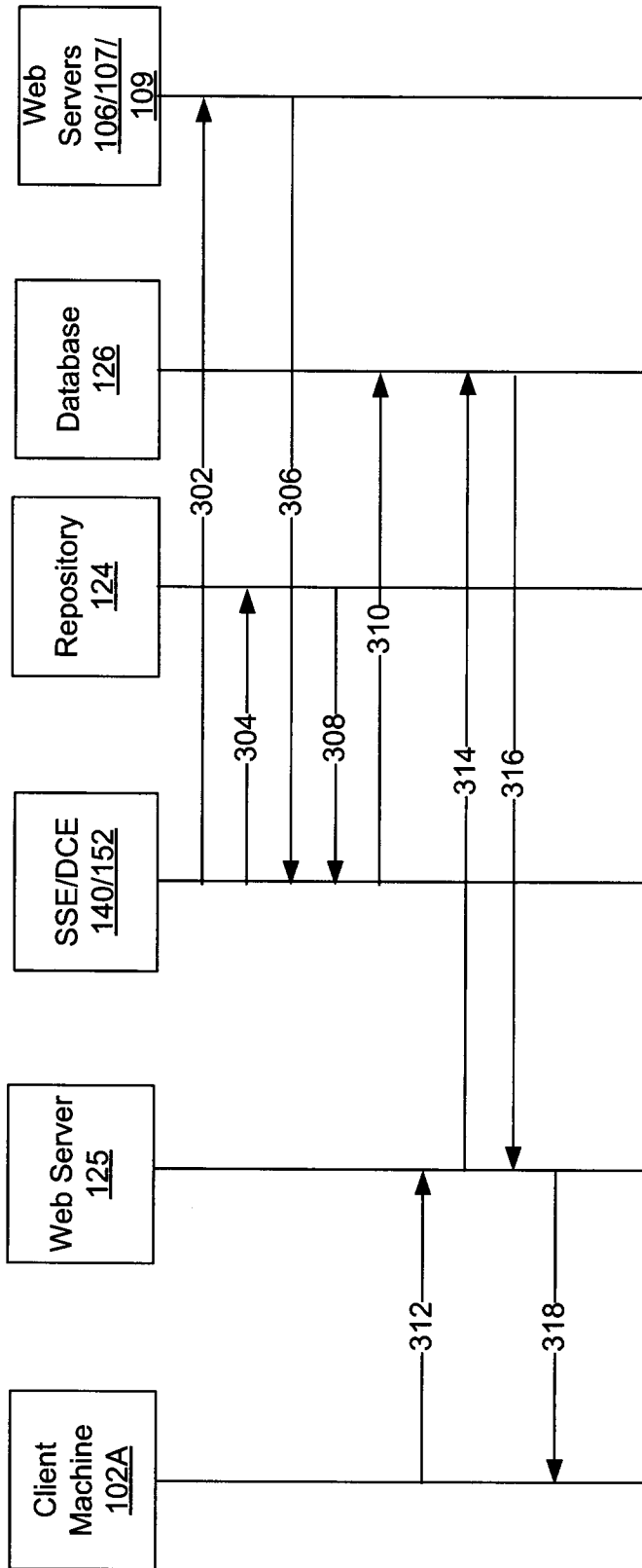


Figure 3

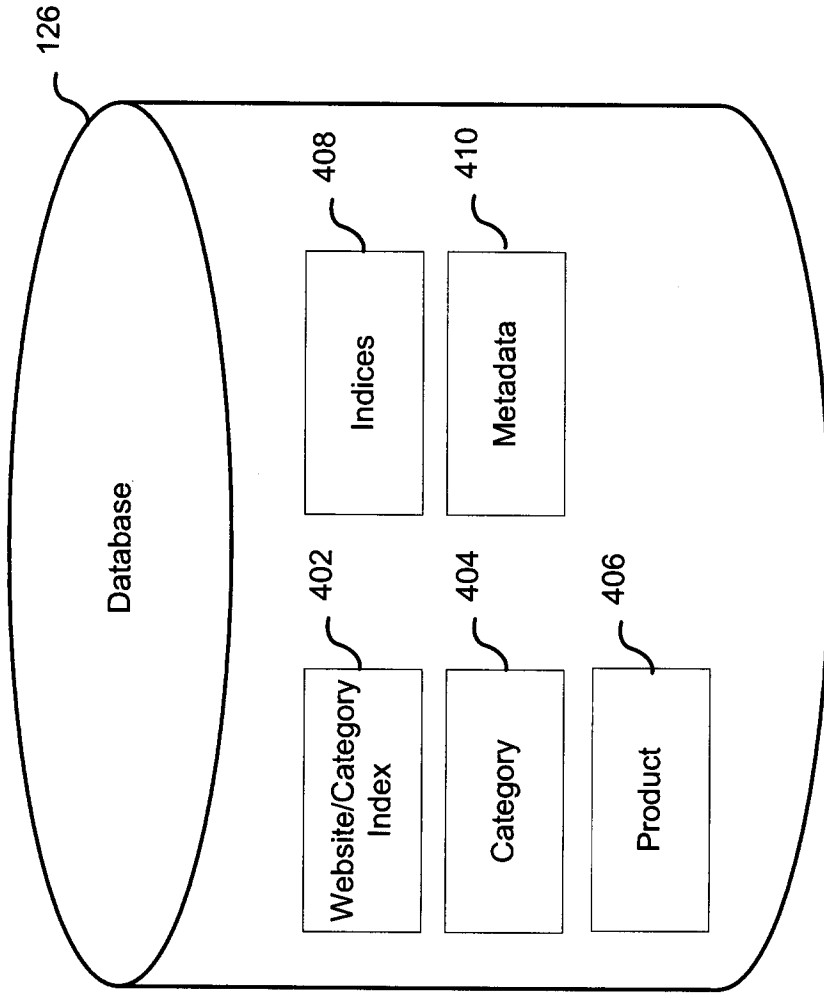


Figure 4

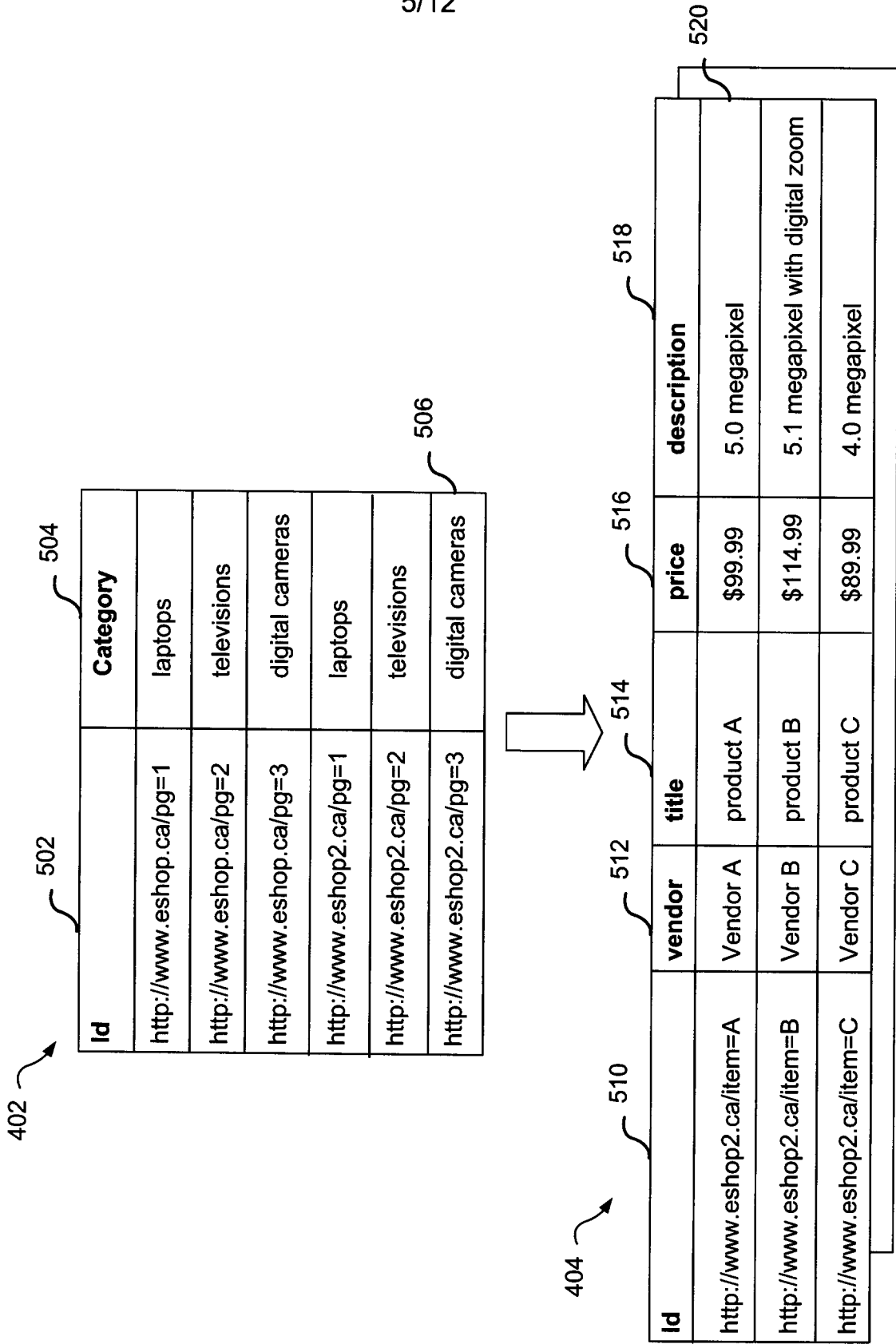
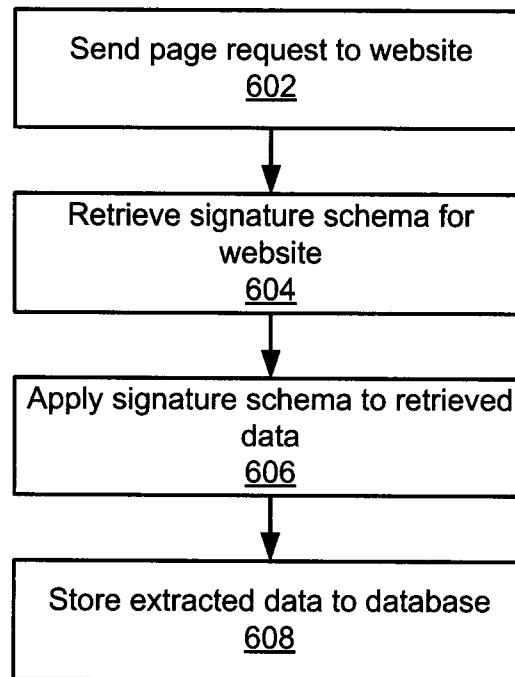


Figure 5

6/12

**Figure 6**

7/12

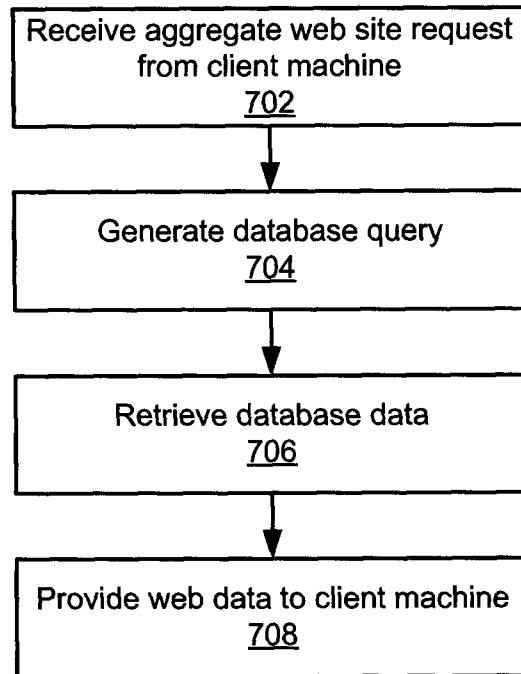
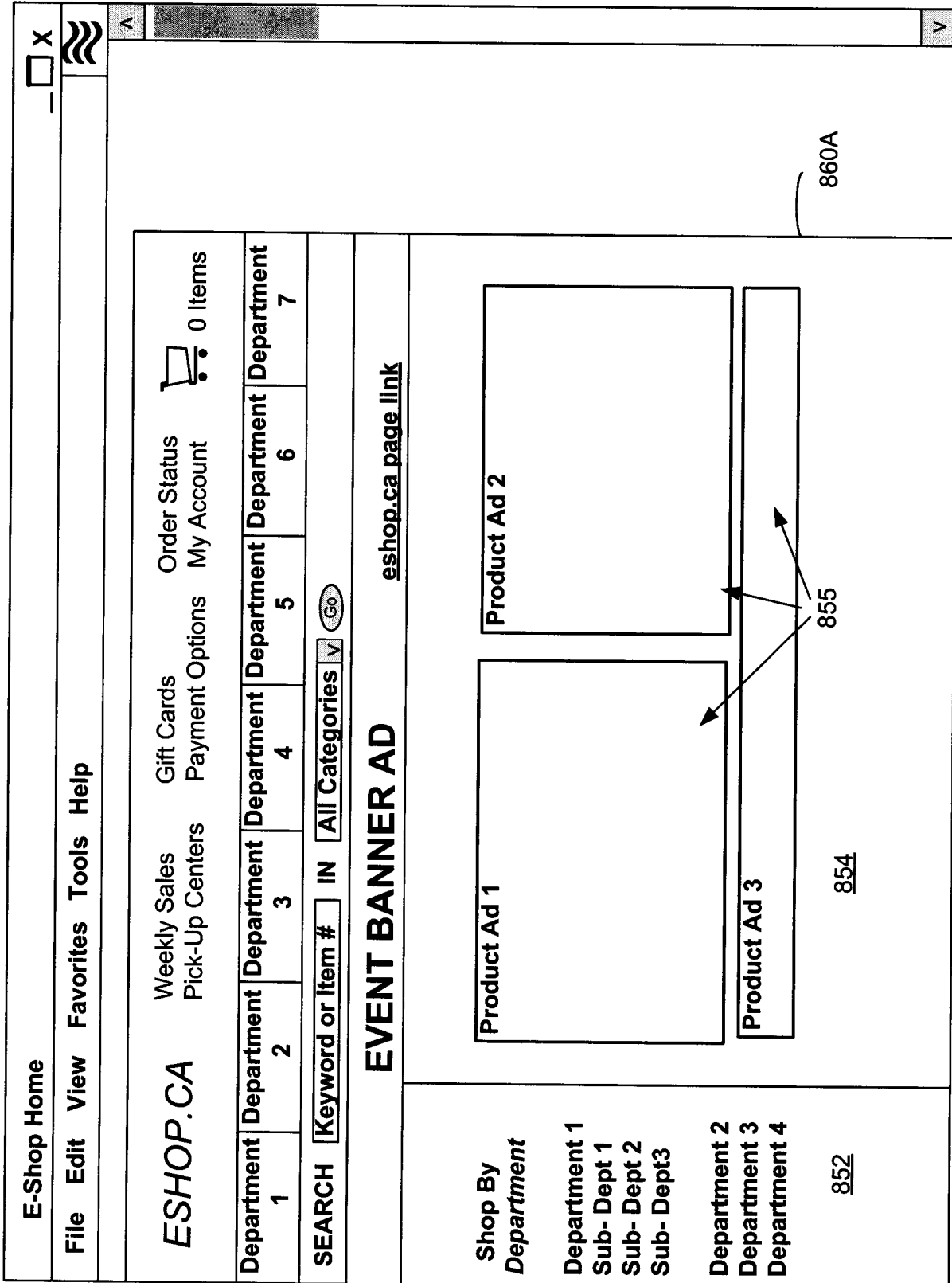


Figure 7



850

Figure 8A

9/12

Brand Name - Product Category - Product X

File Edit View Favorites Tools Help

ESHOP.CA Weekly Sales Gift Cards Order Status 0 Items
 Pick-Up Centers Payment Options My Account

Department 1	Department 2	Department 3	Department 4	Department 5	Department 6	Department 7
--------------	--------------	--------------	--------------	--------------	--------------	--------------

SEARCH Keyword or Item # IN All Categories

EVENT BANNER AD [eshop.ca.page.link](#)

Home - [Department 2](#) - [Category 1](#) - [Sub-Cat](#) - [Product](#)

Department 2
By Category 1
Subcategory
Subcategory
Subcategory
Subcategory

By Category 2
By Category 3
By Category 4

Also Consider
Accessory 1
Image
Title and Price
Accessory 2
Image

Product Image 866A

PRODUCT PRICE
\$NNN
866B

PRODUCT TITLE 868
Model No 866C
Product Description - asdf
wesaf qasdfjxvmasjf
Asdf asfjwja af .sadopof sad.

Feature 1 866D
Feature 2

More Options
Product Specs Accessories
Detailed Product Features
Feature 1

Product Help Ad [link](#)

Shopping Help Ad [link](#)

Eshop Ad [link](#)

860B

850

Figure 8B

Brand Name – Product Category – Product

File Edit View Favorites Tools Help

ESHOP.CA Weekly Sales Gift Cards Order Status 0 Items
 Pick-Up Centers Payment Options My Account

Department 1	Department 2	Department 3	Department 4	Department 5	Department 6	Department 7
--------------	--------------	--------------	--------------	--------------	--------------	--------------

SEARCH Keyword or Item # IN All Categories

EVENT BANNER AD [eshop.ca page link](#)

Home – [Department 2](#) – [Category 1](#) – [Sub-Cat](#) ← 868


Department 2 By Category 1 Subcategory Subcategory Subcategory Subcategory	Product Image 1 Product Image 2 Product Image 3	PRODUCT TITLE 1 Model 1 Product Description 1 – asdf wesaf qasdfjxvmasjf Asdf asdfjwfaaf .sadopof sad. More	Brand \$NNN	<input type="checkbox"/> Compare
By Category 2 By Category 3 By Category 4	Product Image 2	PRODUCT TITLE 2 Model 2 Product Description 2 – asdf wesaf qasdfjxvmas jf jfa af .sadopof sad. More	Brand \$NNN	<input type="checkbox"/> Compare
Also Consider Accessory 1 Image Title and Price Accessory 2 Image	Product Image 3	PRODUCT TITLE 3 Model 3 Product Description 3 – asdf wesaf qasdfjx asdf .! mt sad. More	Brand \$NNN	<input type="checkbox"/> Compare

870A, 870, 860C

Figure 8C

Brand Name – Product Category – Product

File Edit View Favorites Tools Help

ESHOP.CA Weekly Sales Gift Cards Order Status  0 Items
 Pick-Up Centers Payment Options My Account

Department 1	Department 2	Department 3	Department 4	Department 5	Department 6	Department 7
--------------	--------------	--------------	--------------	--------------	--------------	--------------

SEARCH Keyword or Item # IN All Categories

EVENT BANNER AD [eshop.ca page link](#)

[Account Information](#)
 Create New
 Forgot Pass?

[Information Center](#)
 Information
 Centre
 Using Gift Cards
 FAQ
 Searching
 My Orders
 In-store Pickup
 Shipping & Delivery

[Login to your account](#)

Login Name

Remember: it's your email

Password

Forgot your password? [click here](#)

860C

Figure 8D

850

12/12

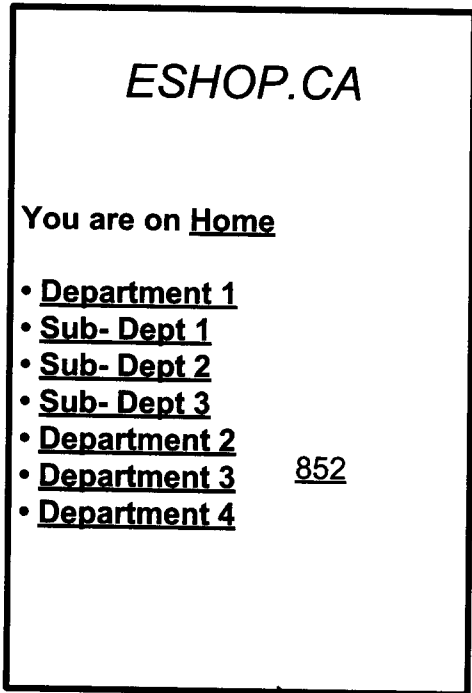


Figure 9A 950

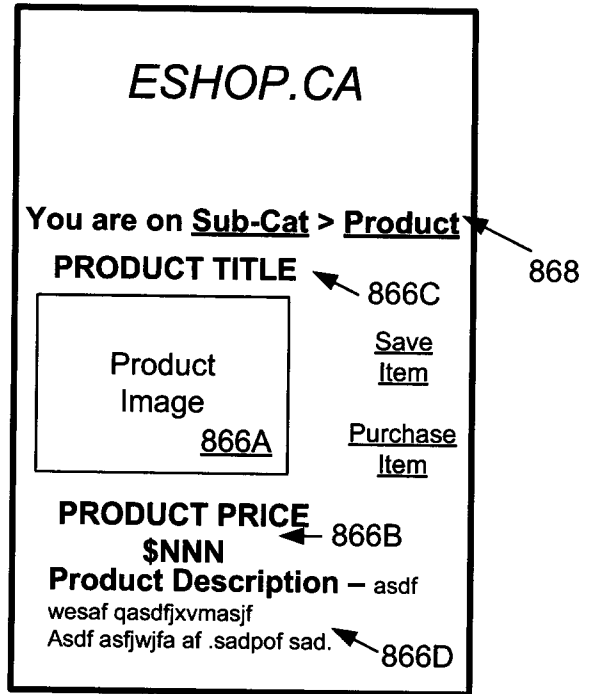


Figure 9B 950

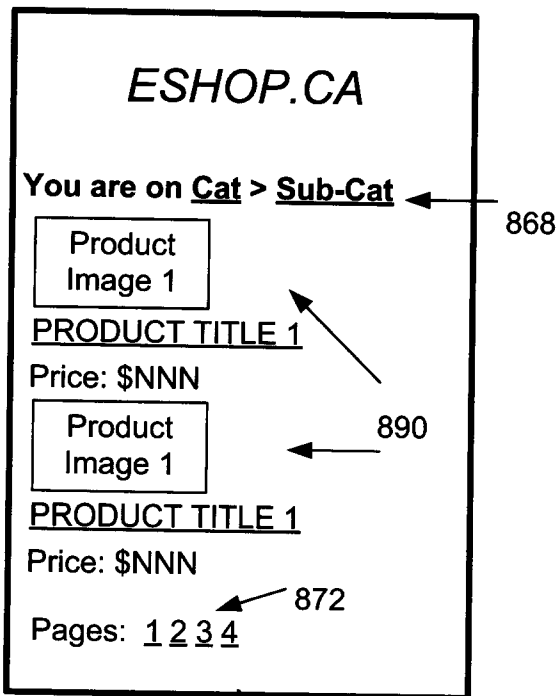


Figure 9C 950

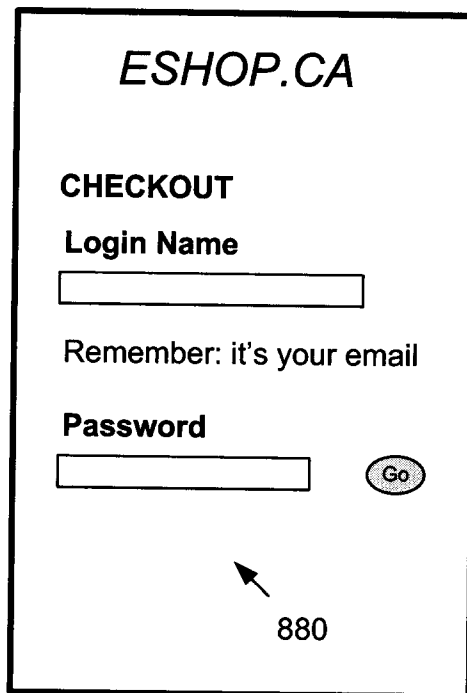


Figure 9D 950

INTERNATIONAL SEARCH REPORT

International application No.
PCT/CA2008/000908

A. CLASSIFICATION OF SUBJECT MATTER

IPC: **H04L 12/16** (2006.01) , **G06F 17/00** (2006.01) , **G06F 17/30** (2006.01) , **G06Q 30/00** (2006.01)

According to International Patent Classification (IPC) or to both national classification and IPC

B. FIELDS SEARCHED

Minimum documentation searched (classification system followed by classification symbols)

IPC: **H04L 12/16**, **G06F 17/***, **G06Q 30/00** (2006.01)

Documentation searched other than minimum documentation to the extent that such documents are included in the fields searched

Electronic database(s) consulted during the international search (name of database(s) and, where practicable, search terms used)

Canadian Patent Database, United States Patent and Trademark Database, European Worldwide Database, Delphion, QPat and IEEE Xplore - Search terms used: aggregate, mobile, wireless, request, client, query language, (distinguishing or signature), and (schema or model or ontology or structure or semantic), XML document, search*, web page, site

C. DOCUMENTS CONSIDERED TO BE RELEVANT

Category*	Citation of document, with indication, where appropriate, of the relevant passages	Relevant to claim No.
X	US 2002/0133484 A1 (CHAU et al.) 19 September 2002 (19.09.2002) Abstract	1-3, 5-8, 12-15, 17-19, 23 and 24
Y	Figures 2, 3, and 7-11 Paragraphs [0015-0019], [0051-0053], [0060, 0122, 0238, and 0723], and Paragraphs [0860-1082] Claims 59-160	9 and 16
Y	US 2004/0249824 A1 (BROCKWAY et al.) 09 December 2004 (09.12.2004) Abstract Figures 1, 3-6, and 9-12 Paragraphs [0008-0010], [0027, 0031, 0047 and 0058], and [0059-0152] Claims 1, 2, 6, 7, 11, 12, 16, 17, 21, 22, 26, and 27	9 and 16

Further documents are listed in the continuation of Box C.

See patent family annex.

* Special categories of cited documents :	"T" later document published after the international filing date or priority date and not in conflict with the application but cited to understand the principle or theory underlying the invention
"A" document defining the general state of the art which is not considered to be of particular relevance	"X" document of particular relevance; the claimed invention cannot be considered novel or cannot be considered to involve an inventive step when the document is taken alone
"E" earlier application or patent but published on or after the international filing date	"Y" document of particular relevance; the claimed invention cannot be considered to involve an inventive step when the document is combined with one or more other such documents, such combination being obvious to a person skilled in the art
"L" document which may throw doubts on priority claim(s) or which is cited to establish the publication date of another citation or other special reason (as specified)	"&" document member of the same patent family
"O" document referring to an oral disclosure, use, exhibition or other means	
"P" document published prior to the international filing date but later than the priority date claimed	

Date of the actual completion of the international search

16 July 2008 (16-07-2008)

Date of mailing of the international search report

2 September 2008 (02-09-2008)

Name and mailing address of the ISA/CA
Canadian Intellectual Property Office
Place du Portage I, C114 - 1st Floor, Box PCT
50 Victoria Street
Gatineau, Quebec K1A 0C9
Facsimile No.: 001-819-953-2476

Authorized officer

Donald Lefebvre 819- 997-2822

INTERNATIONAL SEARCH REPORT

International application No.
PCT/CA2008/000908

C (Continuation). DOCUMENTS CONSIDERED TO BE RELEVANT		
Category*	Citation of document, with indication, where appropriate, of the relevant passages	Relevant to claim No.
A	CA 2,622,625 A1 (ERICKSON et al.) 22 March 2007 (22.03.2007) Whole document	1-25
A	US 2007/0038643 A1 (EPSTEIN) 15 February 2007 (15.02.2007) Whole document	1-25
A	US 2006/0173985 A1 (MOORE) 03 August 2006 (03.08.2006) Whole document	1-25
A	US 6,601,100 B2 (LEE et al.) 29 July 2003 (29.07.2003) Whole document	1-25
A	US 2002/0184266 A1 (BLESSIN) 05 December 2002 (05.12.2002) Whole document	1-25
A	US 2002/0120714 A1 (AGAPIEV) 29 August 2002 (29.08.2002) Whole document	1-25
A	XIAO-LING, Wang et al., "Enhancive index for structured document retrieval", Proceedings of the 12th International Workshop on Research Issues in Data Engineering: Engineering E-Commerce/E-Business Systems, 24-25 February 2002, pages 34-38. Whole document	1-25

INTERNATIONAL SEARCH REPORT
Information on patent family members

International application No.
PCT/CA2008/000908

Patent Document Cited in Search Report	Publication Date	Patent Family Member(s)	Publication Date
US2002133484A1	19-09-2002	US6636845B2	21-10-2003
		US6643633B2	04-11-2003
		US6721727B2	13-04-2004
		US7174327B2	06-02-2007
		US2002123993A1	05-09-2002
		US2002156772A1	24-10-2002
		US2003014397A1	16-01-2003
US2004249824A1	09-12-2004	None	
CA2622625A1	22-03-2007	EP1934703A2	25-06-2008
		US2007073894A1	29-03-2007
		WO2007033338A2	22-03-2007
		WO2007033338A3	13-09-2007
US2007038643A1	15-02-2007	AU2006278225A1	15-02-2007
		EP1934807A2	25-06-2008
		WO2007019571A2	15-02-2007
		WO2007019571A3	15-11-2007
US2006173985A1	03-08-2006	CA2615523A1	25-01-2007
		EP1851649A2	07-11-2007
		US2006265489A1	23-11-2006
		US2007050446A1	01-03-2007
		US2007059911A1	15-03-2007
		US2007061266A1	15-03-2007
		US2007061393A1	15-03-2007
		US2007061487A1	15-03-2007
		US2007081550A1	12-04-2007
		US2007088807A1	19-04-2007
		US2007094350A1	26-04-2007
		US2007106536A1	10-05-2007
		US2007106537A1	10-05-2007
		US2007106649A1	10-05-2007
		US2007106650A1	10-05-2007
		US2007106750A1	10-05-2007
		US2007106751A1	10-05-2007
		US2007106752A1	10-05-2007
		US2007106753A1	10-05-2007
		US2007106754A1	10-05-2007
		US2007116036A1	24-05-2007
		US2007116037A1	24-05-2007
		US2007168461A1	19-07-2007
		US2008005086A1	03-01-2008
		US2008040151A1	14-02-2008
		US2008046369A1	21-02-2008
		US2008046437A1	21-02-2008
		US2008046471A1	21-02-2008
		US2008052162A1	28-02-2008
		US2008052343A1	28-02-2008
		US2008126178A1	29-05-2008
		WO2006083958A2	10-08-2006
		WO2007011917A2	25-01-2007
WO2007011917A3	24-01-2008		
WO2007011917A9	15-03-2007		

INTERNATIONAL SEARCH REPORTInternational application No.
PCT/CA2008/000908

Patent Document Cited in Search Report	Publication Date	Patent Family Member(s)	Publication Date
US2006173985A1 (continued)		WO2007037881A2 WO2007130865A2 WO2007137145A2 WO2008036464A2	05-04-2007 15-11-2007 29-11-2007 27-03-2008
US6601100B2	29-07-2003	US6466970B1 US2002198939A1	15-10-2002 26-12-2002
US2002184266A1	05-12-2002	US7171418B2	30-01-2007
US2002120714A1	29-08-2002	None	