



US00D766765S

(12) **United States Design Patent**
Vandiver

(10) **Patent No.:** **US D766,765 S**

(45) **Date of Patent:** **** Sep. 20, 2016**

(54) **EMERGENCY VEHICLE WARNING DEVICE**

(71) Applicant: **Edward W. Vandiver**, Mooresville, IN (US)

(72) Inventor: **Edward W. Vandiver**, Mooresville, IN (US)

(**) Term: **14 Years**

(21) Appl. No.: **29/474,210**

(22) Filed: **Jul. 11, 2014**

(51) **LOC (10) Cl.** **10-05**

(52) **U.S. Cl.**
USPC **D10/109.2**

(58) **Field of Classification Search**
USPC D10/106.1, 109.1, 104.1; D14/168
CPC B60Q 1/00
See application file for complete search history.

(56) **References Cited**

U.S. PATENT DOCUMENTS

D414,439 S	9/1999	Sugino	
D415,705 S *	10/1999	Beckstrom	D10/106.1
D440,512 S *	4/2001	Mugleston	D10/109.1
D447,067 S	8/2001	Vollenweider	
D450,007 S *	11/2001	Volanski	D10/104.1
D468,224 S *	1/2003	Kainuma	D10/104.1
D555,019 S	11/2007	Au Yeung	
D566,097 S *	4/2008	Bhavnani	D14/168
D576,902 S *	9/2008	Schwartz	D10/106.1
D584,176 S	1/2009	Maruyama et al.	
D659,037 S	5/2012	Madsen et al.	
D659,562 S	5/2012	Groener et al.	
D673,473 S *	1/2013	Hogg	D10/104.1

8,466,805 B2	6/2013	Waymire	
D685,355 S	7/2013	Holleman et al.	
D686,595 S	7/2013	Andre et al.	
D693,248 S	11/2013	Anderssen et al.	
D693,250 S	11/2013	Anderssen et al.	
D694,233 S	11/2013	Hoofnagle et al.	
D702,141 S	4/2014	Jung et al.	
D710,229 S *	8/2014	Burke	D10/104.1
9,254,781 B2 *	2/2016	Applebaum	B60Q 1/00
2003/0164775 A1	9/2003	Hutchison et al.	
2011/0260885 A1	10/2011	Newman	
2013/0154853 A1	6/2013	Chen	

* cited by examiner

Primary Examiner — George D Kirschbaum

(74) Attorney, Agent, or Firm — Suzanne Kikel

(57) **CLAIM**

The ornamental design for an emergency vehicle warning device, as shown and described.

DESCRIPTION

FIG. 1 is a front perspective view of the emergency vehicle warning device.

FIG. 2 is a front elevational view thereof.

FIG. 3 is a rear elevational view thereof.

FIG. 4 is a top plan view thereof.

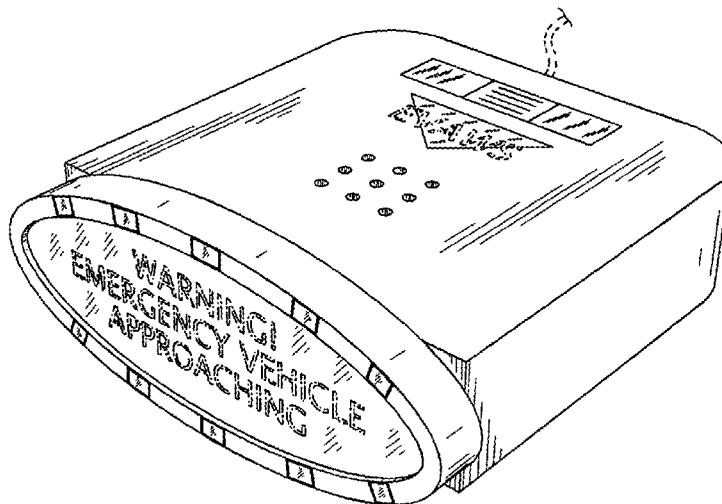
FIG. 5 is a bottom plan view thereof

FIG. 6 is a left side view thereof; and,

FIG. 7 is a right side view thereof.

In the drawings, the broken line showing of an electrical cord, suction cup, and lettering depicts environmental subject matter and forms no part of the claim.

1 Claim, 4 Drawing Sheets



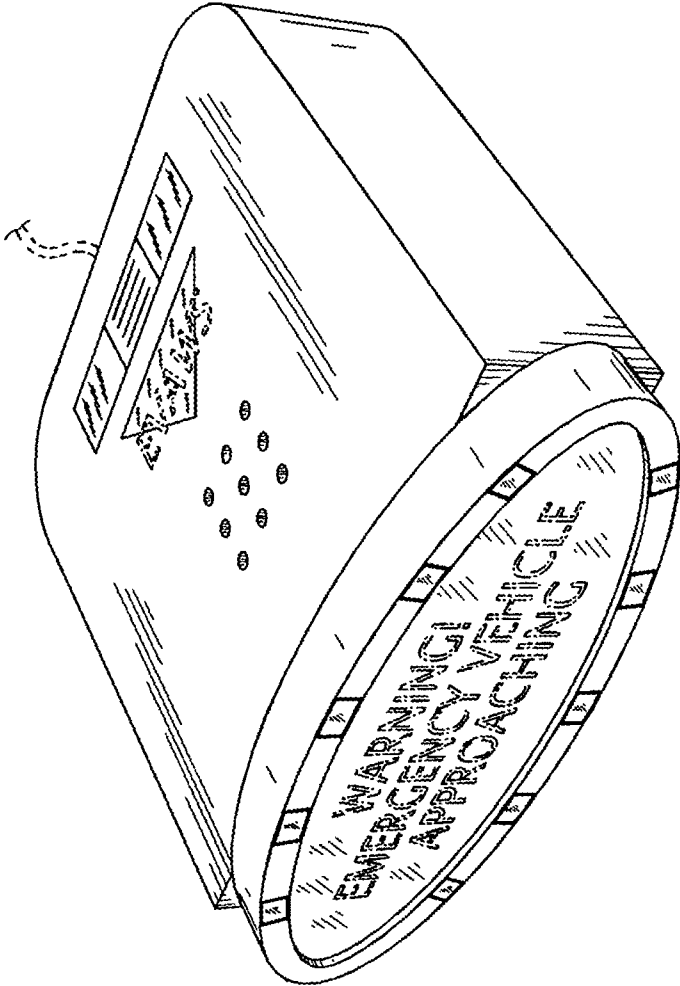


FIG. 1

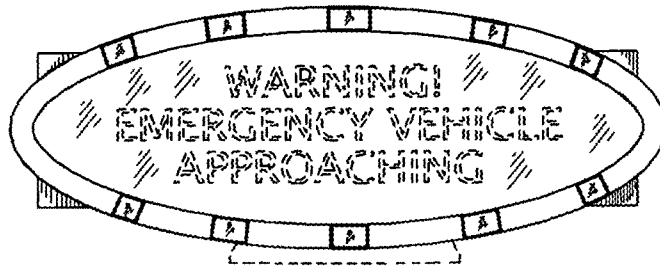


FIG. 2

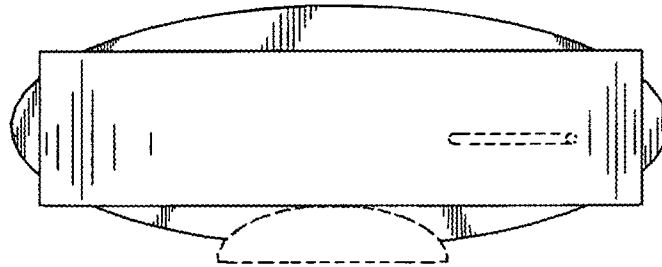


FIG. 3

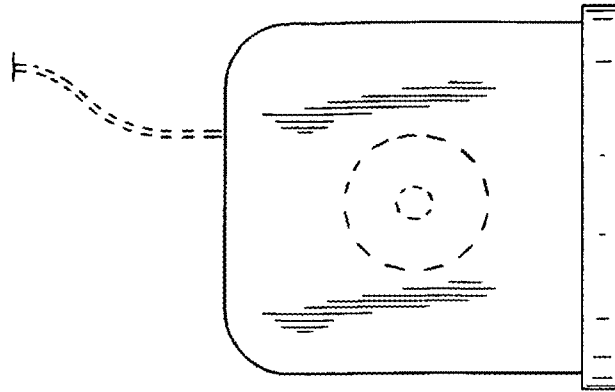


FIG. 5

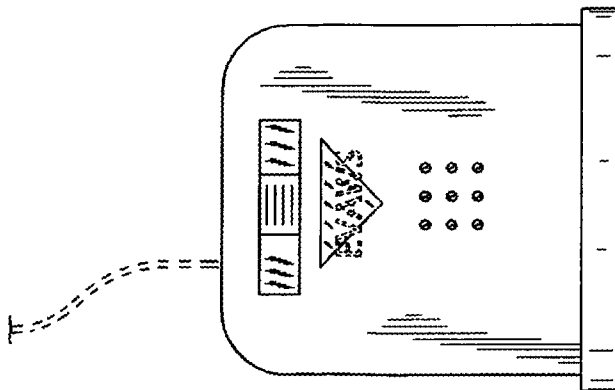


FIG. 4

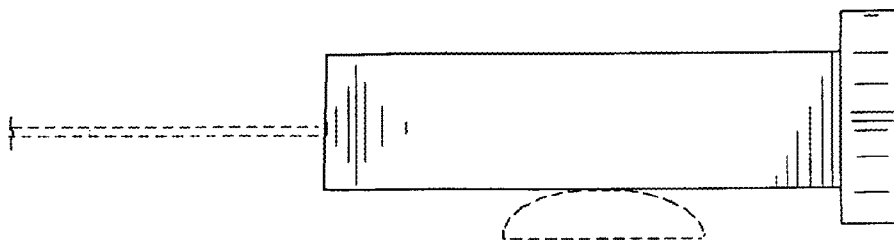


FIG. 6

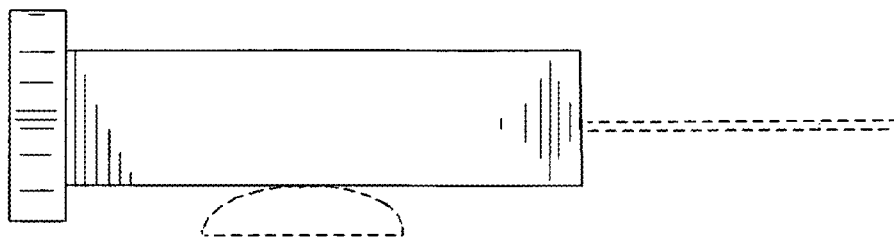


FIG. 7