



(12) **United States Design Patent**
Bruzzi

(10) **Patent No.:** **US D593,154 S**
(45) **Date of Patent:** **** May 26, 2009**

(54) **FOUNTAIN PEN**

(75) Inventor: **Gina Bruzzi**, Le Pecq (FR)

(73) Assignee: **Montblanc-Simplo GmbH**, Hamburg (DE)

(**) Term: **14 Years**

(21) Appl. No.: **29/306,091**

(22) Filed: **Apr. 2, 2008**

(30) **Foreign Application Priority Data**

Oct. 2, 2007 (EM) 000800289-001

(51) **LOC (9) Cl.** **19-06**

(52) **U.S. Cl.** **D19/46**

(58) **Field of Classification Search** D19/35,
D19/36, 41-51, 53-57; 24/11 R, 11 F, 11 P;
401/52, 99, 100, 104-109, 192, 195, 196
See application file for complete search history.

(56) **References Cited**

U.S. PATENT DOCUMENTS

- D83,591 S * 3/1931 Bienenstein D19/56
- D329,460 S * 9/1992 Rousseau D19/46
- D451,548 S * 12/2001 Banasik D19/51
- D463,492 S * 9/2002 Kramer et al. D19/51
- D478,350 S * 8/2003 Furlong D19/43
- D481,070 S * 10/2003 Willat et al. D19/56
- D491,225 S * 6/2004 Briggl et al. D19/51
- D505,158 S * 5/2005 Tessier et al. D19/56
- D540,385 S * 4/2007 Qiu D19/48

- D568,939 S * 5/2008 Bhavnani D19/57
- D580,975 S * 11/2008 Yu et al. D19/45

FOREIGN PATENT DOCUMENTS

- EM 000416136-0003 * 9/2005
- EM 000800289-0001 * 10/2007
- WO DM/062460 * 7/2002
- WO DM/070799 * 8/2008

* cited by examiner

Primary Examiner—Elizabeth A Albert

(74) *Attorney, Agent, or Firm*—Young & Thompson

(57) **CLAIM**

The ornamental design for a fountain pen, as shown and described.

DESCRIPTION

FIG. 1 is a front elevational view of a fountain pen showing my new design;

FIG. 2 is a rear elevational view thereof;

FIG. 3 is a side elevational view thereof from the left of FIG. 1;

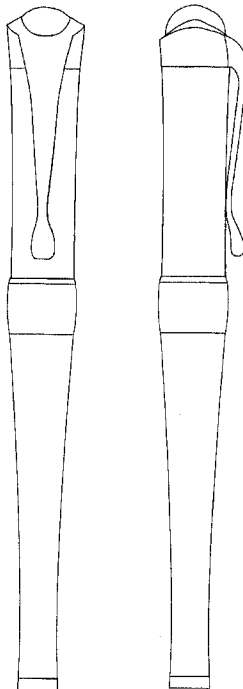
FIG. 4 is a side elevational view thereof from the right of FIG. 1;

FIG. 5 is an enlarged top plan view thereof; and,

FIG. 6 is an enlarged bottom plan view thereof;

The broken lines showing the bottom of the fountain pen in FIG. 6 are included for the purpose of illustrating environment and form no part of the claimed design.

1 Claim, 6 Drawing Sheets



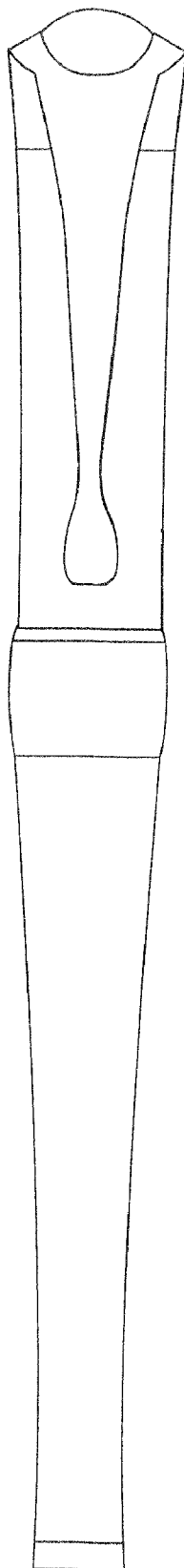


FIGURE 1

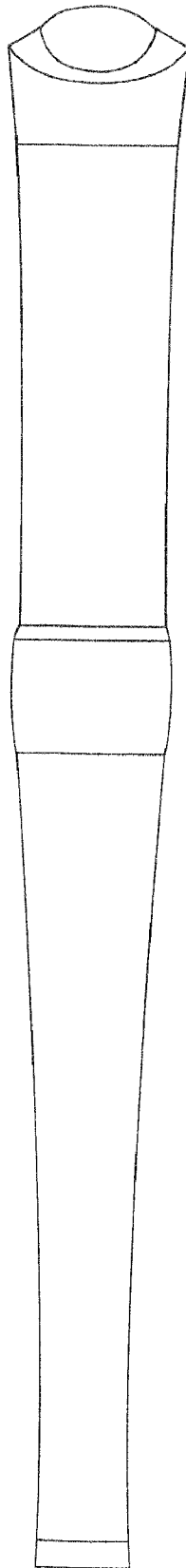


FIGURE 2

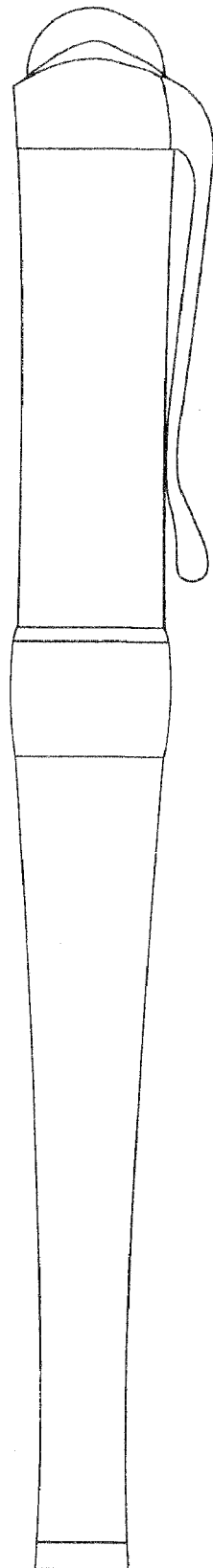


FIGURE 3

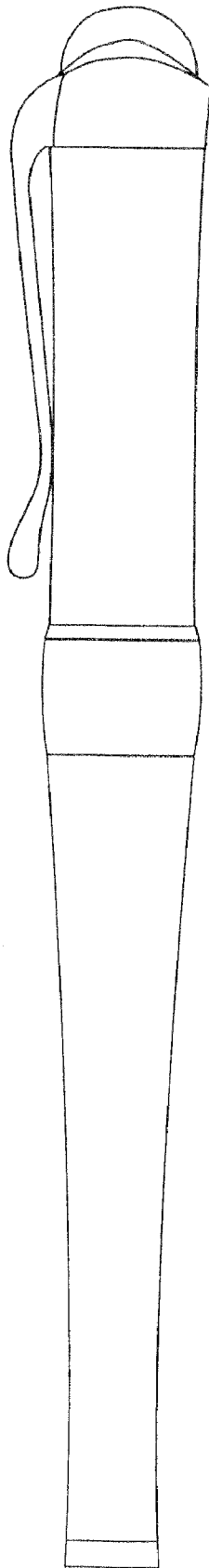


FIGURE 4

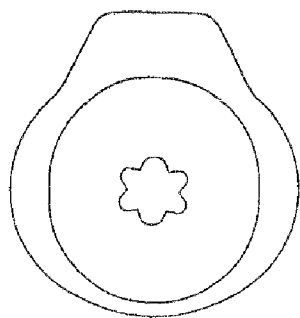


FIGURE 5

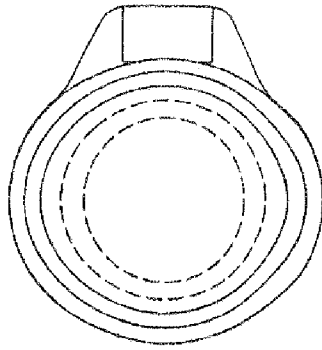


FIGURE 6