

CORRECTED VERSION

(19) World Intellectual Property Organization
International Bureau



(43) International Publication Date
21 January 2010 (21.01.2010)

PCT

(10) International Publication Number
WO 2010/009024 A9

(51) International Patent Classification:

C08L 23/14 (2006.01) C08J 3/24 (2006.01)
C08L 23/04 (2006.01) C08J 3/28 (2006.01)
C08L 23/16 (2006.01) B32B 27/32 (2006.01)
C08L 23/18 (2006.01) B32B 27/08 (2006.01)
C08J 5/18 (2006.01) B32B 3/24 (2006.01)

(21) International Application Number:

PCT/US2009/050348

(22) International Filing Date:

13 July 2009 (13.07.2009)

(25) Filing Language:

English

(26) Publication Language:

English

(30) Priority Data:

61/080,830 15 July 2008 (15.07.2008) US

(71) Applicant (for all designated States except US): **DOW GLOBAL TECHNOLOGIES INC.** [US/US]; 2040 Dow Center, Midland, MI 48674 (US).

(72) Inventors; and

(75) Inventors/Applicants (for US only): **ZUERCHER, Karl** [CH/CH]; Frobergstr. 13, CH-8833 Samstagern (CH). **ULTSCH, Stefan** [DE/CH]; Geissenstrasse 9, CH-Zurich 8712 Stafa (CH).

(74) Agent: **TERRY, Jane**; 2030 Dow Center, Midland, MI 48674 (US).

(81) Designated States (unless otherwise indicated, for every kind of national protection available): AE, AG, AL, AM,

AO, AT, AU, AZ, BA, BB, BG, BH, BR, BW, BY, BZ, CA, CH, CL, CN, CO, CR, CU, CZ, DE, DK, DM, DO, DZ, EC, EE, EG, ES, FI, GB, GD, GE, GH, GM, GT, HN, HR, HU, ID, IL, IN, IS, JP, KE, KG, KM, KN, KP, KR, KZ, LA, LC, LK, LR, LS, LT, LU, LY, MA, MD, ME, MG, MK, MN, MW, MX, MY, MZ, NA, NG, NI, NO, NZ, OM, PE, PG, PH, PL, PT, RO, RS, RU, SC, SD, SE, SG, SK, SL, SM, ST, SV, SY, TJ, TM, TN, TR, TT, TZ, UA, UG, US, UZ, VC, VN, ZA, ZM, ZW.

(84) Designated States (unless otherwise indicated, for every kind of regional protection available): ARIPO (BW, GH, GM, KE, LS, MW, MZ, NA, SD, SL, SZ, TZ, UG, ZM, ZW), Eurasian (AM, AZ, BY, KG, KZ, MD, RU, TJ, TM), European (AT, BE, BG, CH, CY, CZ, DE, DK, EE, ES, FI, FR, GB, GR, HR, HU, IE, IS, IT, LT, LU, LV, MC, MK, MT, NL, NO, PL, PT, RO, SE, SI, SK, SM, TR), OAPI (BF, BJ, CF, CG, CI, CM, GA, GN, GQ, GW, ML, MR, NE, SN, TD, TG).

Published:

— with international search report (Art. 21(3))

(88) Date of publication of the international search report:

11 March 2010

(48) Date of publication of this corrected version:

17 March 2011

(15) Information about Correction:

see Notice of 17 March 2011

(54) Title: **CROSSLINKED FILMS AND ARTICLES PREPARED FROM THE SAME**

(57) Abstract: The invention provides cross-linked polymeric films, laminates, membranes or other polymeric articles, which show rubber like heat resistance (hot set) and dimensional stability above the polymer melting point, while maintaining heat sealing properties. For example, the invention provides a film comprising at least one layer formed from a composition comprising the following components: A) at least one polymer selected from the group consisting of the following: i) an ethylene-based polymer, ii) an ethylene/a-olefin/diene interpolymers, and ii) a C4-C10 olefin-based polymer; B) at least one polymer selected from the group consisting of a propylene/ethylene interpolymers and a propylene/a-olefin interpolymers; and wherein the film is crosslinked using radiation and/or chemicals.



WO 2010/009024 A9

CROSSLINKED FILMS AND ARTICLES PREPARED FROM THE SAME

REFERENCE TO RELATED APPLICATIONS

This application claims the benefit of U.S. Provisional Application No. 61/080,830
5 filed on July 15, 2008, and fully incorporated herein by reference.

BACKGROUND

The invention provides cross-linked polymeric films, laminates, membranes or
other polymeric articles, which show rubber like heat resistance (hot set) and dimensional
10 stability above the polymer melting point, while maintaining heat sealing properties.

Thermoplastic films or articles are limited in their use at elevated temperatures,
due to the respective melting behavior of their polymeric components. Thermoplastics are
typically cross-linked to improve their thermal resistance, making them usable above their
melting temperature. However, heat sealing properties and welding properties are lost
15 when the polymer is cross-linked.

U.S. Patent 4,851,290 discloses an irradiated three layer thermoplastic film
comprising a nylon 6.12 or nylon 6.66 core layer, and outer layers comprising a blend of
50-75 percent polyethylene or EVA, and 25-50 percent of a polyethylene-modified
adhesive or EVA-modified adhesive.

20 U.S. Patent 5,055,328 discloses a tubular article formed of multilayer,
differentially cross-linked heat sealable film. The multilayer film contains at least two
layers, an inner layer and an outer layer. The inner layer is a heat sealable layer containing
an antioxidant cross-linking inhibitor, in an amount sufficient to inhibit the cross-linking
of that layer by irradiation. Upon exposure of the multilayer film to radiation, the outer
25 layer is cross-linked to a greater extent than the first heat sealable layer.

European Patent Application EP0597502A2 discloses a heat-shrinkable,
thermoplastic film or bag, which contains at least one homogeneous ethylene alpha-olefin
copolymer having a density of at least 0.90 g/cc. Oriented films are disclosed as having
improved optics and improved impact resistance. A homogeneous ethylene alpha-olefin
30 copolymer may be present in a monolayer film, either alone, or in a blend, or may be
included in one or more layers of a multilayer film.

United Kingdom Patent Application GB 1480204 discloses a laminated polymeric film comprising the following: (a) a film of nylon, (b) a film of a mono-alpha olefin polymer which is cross-linkable by radiation, and (c) an adhesive layer, comprising an organic polymer, disposed between these films, the polymer having cross-linkable olefin-derived units as the major component thereof. The laminated assembly is cross-linked to an extent equivalent to a radiation dosage absorbed by at least 6 Megarads for each of the specified films (a) and (b) and layer (c). The nylon may be polycapramide, polyhexamethylene adipamide, polyhexamethylene sebacamide, polycaprylamide, polyundecanoamide or polydodecanamide. The mono-alpha olefin polymer may be polyethylene, polypropylene, polybutene-1, or an ethylene/vinylacetate copolymer. The polymeric adhesive may be a homopolymer, a copolymer, a terpolymer, a block copolymer, a graft copolymer, or an ionomeric copolymer.

International Publication No. WO 2006/031172 discloses a strip tape having the following layers: a first layer with an outwardly facing surface of polypropylene (PP); a first adhesive layer, a core layer of an oxygen barrier polymer, a second adhesive layer, a second layer with an outwardly facing surface of polypropylene (PP).

Additional films, articles, and/or rheology modified compositions are disclosed in the following references: EP 0577432A1, US 4283630, GB 2233934A, US 4064296, GB 2099755A, US 4240993, GB 1383556, US 4246709, GB 2083403A, WO 96/33923, WO 97/22536, US 2006/0003123, US 2006/0000545, US 2006/0032120, US 2006/0003122, EP 1216146B1, WO 96/38288, WO 98/18841, WO 95/32095, WO 98/32795, WO 02/24803, WO 05/056670, and WO 06/124396.

None of the conventional art provides for polymeric films and articles that have characteristics of a thermoset/crosslinked article, while maintaining weldability and sealability. Thus, there is a need for polymeric films and articles, which are dimensionally stable above the polymer melting point, and which maintain heat sealing and/or welding properties. In particular, there is a need for crosslinked films with thermoset heat resistance (no melting), improved mechanical properties, and improved puncture resistance. There is a further need for such crosslinked films that maintain heat sealing properties and heat welding properties, while maintaining dimensional stability during the sealing or welding step. There is an additional need for crosslinked films with a broad and

reliable heat sealing window, and which can be used in high temperature filling and processing applications, in heat or radiation sterilization, and in stretch film and shrink film applications. Some of these needs and others have been met by the following invention.

5

SUMMARY OF THE INVENTION

The invention provides a film comprising at least one layer formed from a composition comprising the following components:

- A) at least one polymer selected from the group consisting of the following:
- 10 i) an ethylene-based polymer,
- ii) an ethylene/a-olefin/diene interpolymers, and
- ii) a C4-C10 olefin-based polymer;
- B) at least one polymer selected from the group consisting of a propylene/ethylene interpolymers and a propylene/a-olefin interpolymers; and wherein the
- 15 film is crosslinked using radiation and/or chemicals.

The invention also provides a film comprising at least one layer formed from a composition comprising at least one polymer selected from the group consisting of a propylene/ethylene interpolymers and a propylene/a-olefin interpolymers; and

wherein the propylene/ethylene interpolymers comprises from 70 to 96 weight

20 percent polymerized propylene, based on the total weight of interpolymers, and from 4 to 30 weight percent polymerized ethylene, based on the total weight of interpolymers; and

wherein the propylene/a-olefin interpolymers comprises from 70 to 96 weight percent polymerized propylene, based on the total weight of interpolymers, and from 4 to 30 weight percent polymerized a-olefin, based on the total weight of interpolymers; and

25 wherein the film is crosslinked using radiation and/or chemicals.

The invention also provides a perforated film, comprising at least three layers, an inner layer and two outer layers, and wherein at least one layer formed from a composition comprising at least one polymer selected from the group consisting of a propylene/ethylene interpolymers and a propylene/a-olefin interpolymers; and

30 wherein, when the film is exposed to an elevated temperature, the at least one inner layer softens or melts to such an extent, that upon exposure to a compression force, a

sufficient number of perforations are sealed in the inner layer, to impart an increased moisture barrier to the film composition, and

wherein, the layers of the film composition have perforations with a common center, and wherein the film is crosslinked using radiation and/or chemicals.

5 The invention also provides a film comprising at least one layer formed from a composition comprising component A), and at least one layer formed from a composition comprising component B) as follows:

A) at least one polymer selected from the group consisting of the following:

- i) an ethylene-based polymer,
- 10 ii) an ethylene/a-olefin/diene interpolymers, and
- ii) a C4-C10 olefin-based polymer;

B) at least one polymer selected from the group consisting of a propylene/ethylene interpolymers and a propylene/a-olefin interpolymers; and wherein the film is crosslinked using radiation and/or chemicals.

15 The invention also provides a film comprising at least one layer formed from a composition comprising the following components:

A) at least one polymer selected from the group consisting of the following:

- i) an ethylene-based polymer,
- ii) an ethylene/a-olefin/diene interpolymers, and
- 20 ii) a C4-C10 olefin-based polymer; and wherein the film is crosslinked using radiation and/or chemicals.

BRIEF DESCRIPTION OF THE DRAWINGS

Figure 1 depicts the Average Heat Seal Strength (as referenced by Delamination at Seal (DOS) and Break at Seal (BAS)) versus E-Beam dosage of a film formed from a composition comprising the E62 polymer.

Figure 2 depicts the Heat Sealing Window (as referenced by Delamination at Seal (DOS) and Break at Seal (BAS)) for a given E-beam dosage of a film formed from a composition comprising the E62 polymer.

30 Figure 3 depicts the Average Heat Seal Strength (as referenced by Delamination at Seal (DOS) and Break at Seal (BAS)) versus E-Beam dosage of a film formed from a composition comprising the E54 polymer.

Figure 4 depicts the Heat Sealing Window (as referenced by Delamination at Seal (DOS) and Break at Seal (BAS)) for a given E-beam dosage of a film formed from a composition comprising the E54 polymer.

5 Figure 5 depicts the Average Heat Seal Strength (as referenced by Delamination at Seal (DOS) and Break at Seal (BAS)) versus E-Beam dosage of a film formed from a composition comprising the P30 polymer.

Figure 6 depicts the Heat Sealing Window (as referenced by Delamination at Seal (DOS) and Break at Seal (BAS)) for a given E-beam dosage of a film formed from a composition comprising the P30 polymer.

10 Figure 7 depicts the Average Heat Seal Strength (as referenced by Delamination at Seal (DOS) and Break at Seal (BAS)) versus E-Beam dosage of a film formed from a composition comprising the E20 polymer.

15 Figure 8 depicts the Heat Sealing Window (as referenced by Delamination at Seal (DOS) and Break at Seal (BAS)) for a given E-beam dosage of a film formed from a composition comprising the E20 polymer.

Figure 9 depicts a direct extrusion design for flexible, flame retardant membranes.

DETAILED DESCRIPTION OF THE INVENTION

20 As discussed above, the invention provides, in a first aspect, a film comprising at least one layer formed from a composition comprising the following components:

- A) at least one polymer selected from the group consisting of the following:
 - i) an ethylene-based polymer,
 - ii) an ethylene/a-olefin/diene interpolymers, and
 - ii) a C4-C10 olefin-based polymer;
- 25 B) at least one polymer selected from the group consisting of a propylene/ethylene interpolymers or a propylene/a-olefin interpolymers; and wherein the film is crosslinked using radiation and/or chemicals.

30 In a second aspect, the invention provides a film comprising at least one layer formed from a composition comprising at least one polymer selected from the group consisting of a propylene/ethylene interpolymers and a propylene/a-olefin interpolymers; and

wherein the propylene/ethylene interpolymer comprises from 70 to 96 weight percent polymerized propylene, based on the total weight of interpolymer, and from 4 to 30 weight percent polymerized ethylene, based on the total weight of interpolymer; and

5 wherein the propylene/a-olefin interpolymer comprises from 70 to 96 weight percent polymerized propylene, based on the total weight of interpolymer, and from 4 to 30 weight percent polymerized a-olefin, based on the total weight of interpolymer; and wherein the film is crosslinked using radiation and/or chemicals.

In a third aspect, the invention provides a perforated film, comprising at least three layers, an inner layer and two outer layers, and wherein at least one layer formed from a composition comprising at least one polymer selected from the group consisting of a
10 propylene/ethylene interpolymer and a propylene/a-olefin interpolymer; and

wherein, when the film is exposed to an elevated temperature, the at least one inner layer softens or melts to such an extent, that upon exposure to a compression force, a sufficient number of perforations are sealed in the inner layer, to impart an increased
15 moisture barrier to the film composition, and wherein, the layers of the film composition have perforations with a common center, and wherein the film is crosslinked using radiation and/or chemicals.

In a fourth aspect, the invention provides a film comprising at least one layer formed from a composition comprising component A), and at least one layer formed from
20 a composition comprising component B) as follows:

- A) at least one polymer selected from the group consisting of the following:
 - i) an ethylene-based polymer,
 - ii) an ethylene/a-olefin/diene interpolymer, and
 - ii) a C4-C10 olefin-based polymer;
- 25 B) at least one polymer selected from the group consisting of a propylene/ethylene interpolymer and a propylene/a-olefin interpolymer; and wherein the film is crosslinked using radiation and/or chemicals.

In a fifth aspect, the invention provides a film comprising at least one layer formed from a composition comprising the following components:

- 30 A) at least one polymer selected from the group consisting of the following:
 - i) an ethylene-based polymer,

ii) an ethylene/a-olefin/diene interpolymers, and

ii) a C4-C10 olefin-based polymer, and wherein the film is crosslinked using radiation and/or chemicals.

In a sixth aspect, the invention provides a perforated film, comprising at least three layers, an inner layer and two outer layers, and wherein at least one layer comprises an inventive film; and wherein, when the film is exposed to an elevated temperature, the at least one inner layer softens or melts to such an extent, that upon exposure to a compression force, a sufficient number of perforations are sealed in the inner layer, to impart an increased moisture barrier to the film composition, and

wherein, the layers of the film composition have perforations with a common center, and wherein the film is crosslinked using radiation and/or chemicals-

The following embodiments refer to anyone of the above films as applicable.

In one embodiment, Component B is a propylene/ethylene interpolymers that has a density from 0.86 g/cc to 0.93 g/cc, preferably from 0.86 g/cc to 0.90 g/cc. In one embodiment, the propylene/ethylene interpolymers has a melt flow rate (MFR) from 2 g/10 min to 30 g/10 min, preferably from 5 g/10 min to 30 g/10 min. In one embodiment, the propylene/ethylene interpolymers has a melt flow rate (MFR) from 5 g/10 min to 12 g/10 min.

In one embodiment, Component B is a propylene/ethylene interpolymers, and wherein the propylene/ethylene interpolymers comprises from 70 to 96 weight percent polymerized propylene, based on the total weight of interpolymers, and from 4 to 30 weight percent polymerized ethylene, based on the total weight of interpolymers. In a further embodiment, the propylene/ethylene interpolymers has a density from 0.86 g/cc to 0.93 g/cc, preferably from 0.86 g/cc to 0.90 g/cc. In one embodiment, the propylene/ethylene interpolymers has a melt flow rate (MFR) from 2 g/10 min to 30 g/10 min, preferably from 5 g/10 min to 30 g/10 min. In one embodiment, the propylene/ethylene interpolymers has a melt flow rate (MFR) from 5 g/10 min to 12 g/10 min.

In one embodiment, Component B is a propylene/a-olefin interpolymers that has a density from 0.86 g/cc to 0.93 g/cc, preferably from 0.86 g/cc to 0.90 g/cc. In one embodiment, the propylene/a-olefin interpolymers has a melt flow rate (MFR) from 2 g/10 min to 30 g/10 min, preferably from 5 g/10 min to 30 g/10 min. In one embodiment, the

propylene/a-olefin interpolymers has a melt flow rate (MFR) from 5 g/10 min to 12 g/10 min.

In one embodiment, Component B is a propylene/a-olefin interpolymers, and wherein the propylene/ a-olefin interpolymers comprises from 70 to 96 weight percent polymerized propylene, based on the total weight of interpolymers, and from 4 to 30 weight percent polymerized a-olefin, based on the total weight of interpolymers. In a further embodiment, the propylene/a-olefin interpolymers has a density from 0.86 g/cc to 0.93 g/cc, preferably from 0.86 g/cc to 0.90 g/cc. In one embodiment, the propylene/a-olefin interpolymers has a melt flow rate (MFR) from 2 g/10 min to 30 g/10 min, preferably from 5 g/10 min to 30 g/10 min. In one embodiment, the propylene/a-olefin interpolymers has a melt flow rate (MFR) from 5 g/10 min to 12 g/10 min.

In one embodiment, Component B is present in an amount from 5 to 50 weight percent, preferably from 10 to 40 weight percent, based on the total weight of the composition.

In one embodiment, Component A is present in an amount from 50 to 95 weight percent, based on the total weight of the composition. In one embodiment, Component A is present in an amount from 60 to 95 weight percent, based on the total weight of the composition. In one embodiment, Component A is present in an amount from 70 to 95 weight percent, based on the total weight of the composition.

In one embodiment, Component A is present in an amount from greater than 50 weight percent, based on the total weight of the composition, and Component B is present in an amount from less than 50 weight percent, based on the total weight of the composition.

In one embodiment, Component A is present in an amount from 50 to 60 weight percent, based on the total weight of the composition, and Component B is present in an amount from 40 to 50 weight percent, based on the total weight of the composition.

In one embodiment, Component A is an ethylene-based polymer. In one embodiment, Component A has a density from 0.850 g/cc to 0.965 g/cc. In one embodiment, Component A has a density from 0.900 g/cc to 0.955 g/cc. In one embodiment, Component A has a density from 0.910 g/cc to 0.950 g/cc. In one embodiment, Component A has a melt index (12) from 0.5 g/10 min to 40 g/10 min. In

one embodiment, Component A has a melt index (12) from 0.5 g/10 min to 10 g/10 min. In one embodiment, Component A has a melt index (12) from 0.5 g/10 min to 5 g/10 min.

In one embodiment, Component A is an ethylene/a-olefin/diene interpolymers. In one embodiment, ethylene/a-olefin/diene interpolymers has a density from 0.85 g/cc to 0.91 g/cc. In one embodiment, ethylene/a-olefin/diene interpolymers has a density from 0.86 g/cc to 0.90 g/cc. In one embodiment, ethylene/a-olefin/diene interpolymers has a melt index (12) from 0.5 g/10 min to 40 g/10 min. In one embodiment, ethylene/a-olefin/diene interpolymers has a melt index from 0.5 g/10 min to 10 g/10 min. In one embodiment, ethylene/a-olefin/diene interpolymers has a melt index from 0.5 g/10 min to 5 g/10 min.

10 In one embodiment, Component A is a C4-C10 olefin-based polymer.

In one embodiment, Component A and Component B comprise greater than 40 weight percent, preferably greater than 50 weight percent of the total weight of the film.

In one embodiment, Component A and Component B comprise greater than 80 weight percent, preferably greater than 90 weight percent of the total weight of the film.

15 In one embodiment, for the second or third aspect of the invention, the polymer is a propylene/ethylene interpolymers. In one embodiment, the propylene/ethylene interpolymers has a density from 0.86 g/cc to 0.93 g/cc. In one embodiment, the propylene/ethylene interpolymers has a density from 0.86 g/cc to 0.90 g/cc. In one embodiment, the propylene/ethylene interpolymers has a melt flow rate (MFR) from 5 g/10 min to 30 g/10 min. In one embodiment, the propylene/ethylene interpolymers has a melt flow rate (MFR) from 5 g/10 min to 12 g/10 min.

In one embodiment, for the second or third aspect of the invention, the polymer is a propylene/a-olefin interpolymers. In one embodiment, the propylene/a-olefin interpolymers has a density from 0.86 g/cc to 0.93 g/cc. In one embodiment, the propylene/a-olefin interpolymers has a density from 0.86 g/cc to 0.90 g/cc. In one embodiment, the propylene/a-olefin interpolymers has a melt flow rate (MFR) from 5 g/10 min to 30 g/10 min. In one embodiment, the propylene/a-olefin interpolymers has a melt flow rate (MFR) from 5 g/10 min to 12 g/10 min.

25 In one embodiment, a composition further comprises at least one additive. In a further embodiment, the at least one additive is selected from the group consisting of fillers, flame retardants, colorants, stabilizers, processing aids, and combinations thereof.

In one embodiment, a composition further comprises a filler. In a further embodiment, the filler is selected from calcium carbonate, aluminum-trihydrate, magnesium-hydroxide, bariumsulfate, talc or silica.

In one embodiment, a composition, and preferably a film composition of the first aspect, further comprises a second ethylene-based polymer. In one embodiment, the second ethylene-based polymer has a density from 0.85 g/cc to 0.91 g/cc. In one embodiment, the second ethylene-based polymer has a density from 0.86 g/cc to 0.90 g/cc. In one embodiment, the second ethylene-based polymer has a melt index (12) from 0.5 g/10 min to 40 g/10 min. In one embodiment, the second ethylene-based polymer has a melt index (12) from 0.5 g/10 min to 20 g/10 min. In one embodiment, the second ethylene-based polymer has a melt index (12) from 0.5 g/10 min to 5 g/10 min.

In one embodiment, the film is crosslinked using electron beam radiation at a dosage from 5 kGy to 400 kGy (1 kGy = 1 kJ/kg = 0.1 MRAD). In a further embodiment, the radiation dosage is from 50 kGy to 200 kGy.

In one embodiment, the film is crosslinked with an E-beam radiation, set at a voltage from 50 keV to 5 MeV. In a further embodiment, the film is crosslinked with an E-beam radiation, set at a voltage from 200 keV to 2 MeV.

In one embodiment, the film is crosslinked with γ -radiation at a level of 5 kGy to 400 kGy. In a further embodiment, the film is crosslinked with γ -radiation at a level of 50 kGy to 200 kGy.

In one embodiment, the film is chemically crosslinked with a crosslinking agent. In a further embodiment, the crosslinking agent is a sulfur cure agent, an azo-compound, a silane, or a peroxide. In a further embodiment, the crosslinking agent is a sulfur cure agent, a silane, or a peroxide. In a further embodiment, the crosslinking agent is a silane, or a peroxide.

In one embodiment, the film has a thickness from 50 microns to 5000 microns, preferably from 50 microns to 1000 microns, more preferably from 50 microns to 500 microns, and even more preferably from 50 microns to 200 microns.

In one embodiment, an inventive film has a crosslinking depth of 50 percent, or less, of the total film thickness, as determined by the electron beam voltage, the thickness

of the film and the density of the film. The thickness of a film can be measured using a micrometer. The density of a film is defined by its polymer composition.

In a preferred embodiment, an inventive film has a total film thickness from 50 microns to 500 microns, preferably from 50 microns to 200 microns, and has a crosslinking depth of 50 percent, or less, of the total film thickness.

In one embodiment, the film has a hot set elongation value from 10 percent to 200 percent, preferably from 50 to 100 percent.

In one embodiment, the film has a hot set from 0 to 200 percent, preferably from 20 to 100 percent.

In one embodiment, the film has a seal strength from 2 N/15mm to 20 N/15mm. In one embodiment, the film has a seal strength from 2 N/15mm to 10 N/15mm. In one embodiment, the film has a seal strength from 5 N/15mm to 20 N/15mm.

In one embodiment, the film has a seal strength greater than, or equal to, 10 N/15 mm, preferably greater than, or equal to, 20 N/15 mm.

In one embodiment, the film is formed by a blown film process.

In one embodiment, the film is formed by a cast film process.

In one embodiment, the film is formed by an extrusion process.

In one embodiment, the film is not oriented.

In one embodiment, the film consists of one layer.

In one embodiment, the film comprises at least two layers.

In one embodiment, the film comprises at least one layer formed from a nonwoven web, a woven web, a second polymer composition, paper, paper board or aluminum foil.

In one embodiment, an inventive film, and preferably a film according to the third or six aspect of the invention, consists of three layers.

In one embodiment, an inventive film, and preferably a film according to the third or six aspect of the invention, comprises at least one layer is formed from a nonwoven web, a woven web, a second polymer composition, paper, paper board, or aluminum foil.

In one embodiment, an inventive film, and preferably a film according to the third or six aspect of the invention, comprises at least four layers. In a further embodiment, at least one layer is formed from a nonwoven web, a woven web, a second polymer composition, paper, or aluminum foil.

In one embodiment, an inventive film, and preferably a film according to the third or six aspect of the invention, further comprises a layer, comprising GPPS, HIPS, ABS, SAN, nylon, styrene block copolymers, or a mixture thereof.

5 In one embodiment according to the third or six aspect of the invention, the moisture barrier of the film composition is determined using Hydrohead Water Pressure Test ISO 1420A1.

In one embodiment according to the third or six aspect of the invention, each of the outer layers is adjacent to a surface of the inner layer.

10 In one embodiment according to the third or six aspect of the invention, at least one inner layer has a Vicat softening point of at least 20°C lower than the respective softening points of the at least two outer layers.

In one embodiment according to the third or six aspect of the invention, the exposure to the elevated temperature and the exposure to the compression force take place simultaneously.

15 In one embodiment according to the third or six aspect of the invention, the perforations are of sizes that are, individually, less than, or equal to, 100 microns.

In one embodiment according to the third or six aspect of the invention, the perforations are of sizes that are, individually, greater than, or equal to, 1 micron.

20 Component A may comprise a combination of two or more embodiments as described herein.

Component B may comprise a combination of two or more embodiments as described herein.

A film composition may comprise a combination of two or more embodiments as described herein.

25 An inventive film, including a perforated film, may comprise a combination of two or more embodiments as described herein.

The invention also provides an article comprising an inventive film.

30 In one embodiment, the article is a sheet, a carpet, an adhesive, a wire sheath, a cable, a coated fabric, an automotive part, a footwear component, a coating, a coated article, a laminated article, a foam laminate, an automotive skin, a leather article, a roofing

construction article, a waterproofing membrane, an artificial leather, an artificial turf, a consumer durable, a computer component, a belt, a fiber, or a fabric.

In one embodiment, the article is a tie layer between extruded sheets, a tie layer between extruded films, a tie layer between extruded profiles, a tie layer between cast
5 films, or tie layer between cast profiles.

The invention also provides a package comprising an inventive film.

The invention also provides a geomembrane comprising an inventive film.

The invention also provides a laminated structure comprising an inventive film. In one embodiment, the laminated structure further comprises at least one other layer in the form of a foam. In one embodiment, the laminated structure further comprises at least one
10 other layer in the form of a fabric. In one embodiment, the laminated structure further comprises at least one other layer in the form of a nonwoven. In one embodiment, the laminated structure further comprises at least one other layer in the form of a paper or paper board. A laminated structure may comprise a combination of two or more
15 embodiments as described herein.

The invention also provides a footwear article comprising an inventive film. In a further embodiment, the footwear article is selected from the group consisting of shoe outsole, shoe midsole, shoe unitsole, an overmolded article, a natural leather article, a synthetic leather article, an upper, a laminated article, a coated article, a boot, a sandal,
20 galoshes, a plastic shoe, and combinations thereof.

The invention also provides a printed film comprising an inventive film, and a printed pattern. In one embodiment, the printed pattern is formed from radiation curable ink. In one embodiment, the printed pattern is formed by the vaporization and deposition of at least one metal. In a further embodiment, the metal is aluminum.

25

Propylene-based Polymer

The propylene-based polymers suitable in the inventive compositions comprise propylene, and typically, ethylene and/or one or more unsaturated comonomers. Propylene-based polymers include, but are not limited to, propylene-based interpolymers.
30 The propylene-based interpolymers can be a random or block copolymer, or a propylene-based terpolymer. Preferably, the propylene-based polymer is a propylene-based interpolymers.

The unsaturated comonomers include, C4-C20 α -olefins, especially C4-C12 α -olefins, such as 1-butene, 1-pentene, 1-hexene, 4-methyl-1-pentene, 1-heptene, 1-octene, 1-decene, 1-dodecene and the like; C4-C20 diolefins, preferably 1,3-butadiene, 1,3-pentadiene, norbornadiene, 5-ethylidene-2-norbornene (ENB) and dicyclopentadiene; C8-40 vinyl aromatic compounds including styrene, o-, m-, and p-methylstyrene, divinylbenzene, vinylbiphenyl, vinylnaphthalene; and halogen-substituted C8-40 vinyl aromatic compounds such as chlorostyrene and fluorostyrene.

Suitable comonomers for polymerizing with propylene include ethylene, 1-butene, 1-pentene, 1-hexene, 1-heptene, 1-octene, 1-nonene, 1-decene, 1-undecene, 1-dodecene, as well as 4-methyl-1-pentene, 4-methyl-1-hexene, 5-methyl-1-hexene, vinylcyclohexane, and styrene. The preferred comonomers include ethylene, 1-butene, 1-hexene, and 1-octene, and more preferably ethylene.

The propylene interpolymers of this invention include, but are not limited to, propylene/ethylene, propylene/ethylene/1-butene, propylene/ethylene/ENB, propylene/ethylene/1-hexene, propylene/ethylene/1-octene.

Propylene-base polymers include, but are not limited to, VERSIFY polymers (The Dow Chemical Company), VISTAMAXX polymers (ExxonMobil Chemical Co.), LICOCENE polymers (Clariant), EASTOFLEX polymers (Eastman Chemical Co.), REXTAC polymers (Hunstman), and VESTOPLAST polymers (EVONIK), TAFCELEN by Sumitomo, TAFMER XM by Mitsui, ADSYL/ADFLEX by Basell, WTNTEC by JPP. Suitable propylene-based polymers include those described in U.S. Provisional Application No. 60/988999 (filed November 19, 2007; now PCT/US08/082599), fully incorporated herein by reference.

The propylene-based interpolymers of this invention typically comprise units derived from propylene, in an amount of at least about 60, preferably at least about 70 and more preferably at least about 80, weight percent of the interpolymers, based on the weight of the interpolymers. The weight percent of a monomer or comonomer can be determined by methods known in the art, including, but not limited to, FTIR and NMR (e.g., ¹³C NMR) methods. The typical amount of units derived from ethylene in propylene/ethylene interpolymers is at least about 0.1, preferably at least about 1, and more preferably at least about 4 weight percent, and the maximum amount of units derived from ethylene present

in these interpolymers is typically not in excess of about 30, preferably not in excess of about 25, and more preferably not in excess of about 20, weight percent of the interpolymers (based on weight of the interpolymers).

In one embodiment, the propylene-based interpolymers has a melt flow rate (MFR) greater than, or equal to, 0.1, preferably greater than, or equal to 0.2, more preferably greater than, or equal to 0.5 g/10 min, and even more preferably greater than, or equal to, 2 g/10 min. In another embodiment, the propylene-based interpolymers has a melt flow rate (MFR) less than, or equal to, 100 g/10 min, preferably less than, or equal to 50, more preferably less than, or equal to 30 g/10 min, and even more preferably less than, or equal to, 12 g/10 min. The MFR is measured according to ASTM D-1238 (2.16 kg, 230°C). In a preferred embodiment, the propylene-based interpolymers is a propylene/ethylene interpolymers.

In one embodiment, the propylene-based interpolymers has a melt flow rate (MFR) from 0.1 to 100 g/10 min, preferably from 0.5 to 50 g/10 min, and more preferably from 2 to 30 g/10 min, and even more preferably from 5 to 12 g/10 min. All individual values and subranges from 0.1 to 100 g/10 min, are included herein and disclosed herein. The MFR is measured according to ASTM D-1238 (2.16 kg, 230°C). In a preferred embodiment, the propylene-based interpolymers is a propylene/ethylene interpolymers.

In one embodiment, the propylene-based interpolymers has a density less than, or equal to, 0.93 g/cc ($\text{cc} = \text{cm}^3$) preferably less than, or equal to, 0.92 g/cc, and more preferably less than, or equal to, 0.91 g/cc. In another embodiment, the propylene-based interpolymers has a density greater than, or equal to, 0.83 g/cc, preferably greater than, or equal to, 0.84 g/cc, and more preferably greater than, or equal to, 0.85 g/cc. In a preferred embodiment, the propylene-based interpolymers is a propylene/ethylene interpolymers.

In one embodiment, the propylene-based interpolymers has a molecular weight distribution less than, or equal to, 6, and preferably less than, or equal to, 5.5, and more preferably less than, or equal to 5. In another embodiment, the molecular weight distribution is greater than, or equal to, 2, preferably greater than, or equal to, 2.5, more preferably greater than, or equal to 3. In a preferred embodiment, the propylene-based interpolymers is a propylene/ethylene interpolymers.

In one embodiment, the weight average molecular weight (M_w) of the propylene-based interpolmer of this invention is from 30,000 to 1,000,000. The molecular weight distribution (M_w/M_n) of the propylene-based interpolmer is typically from 2 to 6. In a preferred embodiment, the propylene-based interpolmer is a propylene/ethylene interpolmer.

In one embodiment, the propylene-based interpolmer has a percent crystallinity of less than, or equal to, 50 percent, preferably less than, or equal to, 40 percent, and more preferably less than, or equal to, 35 percent, as measured by DSC. Preferably, these polymers have a percent crystallinity from 2 percent to 50 percent, including all individual values and subranges from 2 percent to 50 percent. Such individual values and subranges are disclosed herein.

In one embodiment, the propylene-based interpolymers are characterized as having at least one, preferably more than one, of the following properties: (i) ^{13}C NMR peaks corresponding to a regio-error at about 14.6 and about 15.7 ppm, the peaks of about equal intensity, (ii) a skewness index, S_{ix} , greater than about -1.20, (iii) a DSC curve with a T_{me} that remains essentially the same, and a T_{max} that decreases as the amount of comonomer (i.e., units derived from ethylene and/or the unsaturated comonomer(s)) in the interpolmer is increased, and (iv) an X-ray diffraction pattern that reports more gamma-form crystals than a comparable interpolmer prepared with a Ziegler-Natta catalyst. Preferably the propylene-based interpolmer is a propylene/ethylene interpolmer. It is noted that in property (i) the distance between the two ^{13}C NMR peaks is about 1.1 ppm. These propylene-based interpolymers are made using a nonmetallocene, metal-centered, heteroaryl ligand catalyst. Typically the interpolymers of this embodiment are characterized by at least one, preferably at least two, more preferably at least three, and even more preferably all four, of these properties.

In one embodiment, the propylene-based polymer comprises at least 50 weight percent propylene (based on the total amount of polymerized monomers) and at least 5 weight percent ethylene (based on the total amount of polymerized monomer), and has ^{13}C NMR peaks, corresponding to a region error, at about 14.6 and 15.7 ppm, and the peaks are of about equal intensity (for example, see U.S. Patent 6,919,407, column 12, line 64 to column 15, line 51, incorporated herein by reference).

With respect to the X-ray property of subparagraph (iv) above, a "comparable" interpolymer is one having the same monomer composition within 10 weight percent, and the same M_w (weight average molecular weight) within 10 weight percent. For example, if an inventive propylene/ethylene/1-hexene interpolymer is 9 weight percent ethylene and 1 weight percent 1-hexene, and has a M_w of 250,000, then a comparable polymer would have from 8.1 to 9.9 weight percent ethylene, from 0.9 to 1.1 weight percent 1-hexene, and a M_w from 225,000 to 275,000, and prepared with a Ziegler-Natta catalyst.

As discussed above, in one embodiment, the propylene-based interpolymers are made using a metal-centered, heteroaryl ligand catalyst, in combination with one or more activators, for example, an alumoxane. In certain embodiments, the metal is one or more of hafnium and/or zirconium. More specifically, in certain embodiments of the catalyst, the use of a hafnium metal has been found to be preferred, as compared to a zirconium metal, for heteroaryl ligand catalysts. The catalysts, in certain embodiments, are compositions comprising the ligand and metal precursor, and, optionally, may additionally include an activator, combination of activators, or activator package. Suitable catalyst structures and associated ligands are described in U.S. Patent 6,919,407, column 16, line 6 to column 41, line 23, which is incorporated herein by reference. Suitable polymerization conditions are described in U.S. Patent 6,919,407, column 41, line 23 to column 45, line 43, incorporated herein by reference.

A propylene-based interpolymer may have a combination of two or more suitable embodiments as described herein.

A propylene/ α -olefin interpolymer may have a combination of two or more suitable embodiments as described herein.

A propylene/ethylene interpolymer may have a combination of two or more suitable embodiments as described herein.

Ethylene-base Polymers

Ethylene-base polymers include, but are not limited to, high density polyethylene (HDPE), linear low density polyethylene (LLDPE), ultra low density polyethylene (ULDPE), homogeneously branched linear ethylene polymers, and homogeneously

branched substantially linear ethylene polymers (that is homogeneously branched long chain branched ethylene polymers).

High density polyethylene (HDPE), useful as a polyolefin resin, typically has a density of about 0.95 to about 0.97 g/cc. Commercial examples of HDPE are readily available in the market. Other suitable ethylene polymers include low density polyethylene (LDPE), linear low density polyethylene (LLDPE), and linear ultra low density polyethylene (ULDPE). Typically the low density polyethylene (LDPE) is made under high-pressure, using free-radical polymerization conditions. Low density polyethylene typically has a density from 0.91 to 0.94 g/cc.

Linear low density polyethylene (LLDPE) is characterized by little, if any, long chain branching, in contrast to conventional LDPE. The processes for producing LLDPE are well known in the art, and commercial grades of this polyolefin resin are available. Generally, LLDPE is produced in gas-phase fluidized bed reactors or liquid phase solution process reactors, using a Ziegler-Natta catalyst system.

The linear low density polyethylene (LLDPE), ultra low density polyethylene (ULDPE), homogeneously branched linear ethylene interpolymers, and homogeneously branched substantially linear ethylene interpolymers, each typically have polymerized therein at least one α -olefin. The term "interpolymer," used herein, indicates the polymer can be a copolymer, a terpolymer, or any polymer having more than one polymerized monomer. Monomers usefully copolymerized with ethylene to make the interpolymer include the C₃-C₂₀ α -olefins, more preferably C₃-C₁₀ α -olefins, and especially propylene, 1-butene, 1-pentene, 1-hexene, 4-methyl-1-pentene, 1-heptene and 1-octene. Especially preferred comonomers include propylene, 1-butene, 1-hexene and 1-octene.

Commercial examples of suitable ethylene-base interpolymers include ENGAGE, ATTANE, AFFINITY, DOWLEX, ELITE, all available from The Dow Chemical Company; EXCEED and EXACT available from Exxon Chemical Company; and TAFMER polymers available from the Mitsui Chemical Company.

The terms "homogeneous" and "homogeneously-branched" are used in reference to an ethylene/ α -olefin interpolymer, in which the α -olefin comonomer is randomly distributed within a given polymer molecule, and all of the polymer molecules have the same or substantially the same comonomer(s)-to-ethylene ratio. Included amongst the

homogeneously branched linear ethylene interpolymers are ethylene polymers, which lack long chain branching (or measurable amounts of long chain branching), but do have short chain branches, derived from the comonomer polymerized into the interpolymers, and which are homogeneously distributed, both within the same polymer chain, and between
5 different polymer chains. That is, homogeneously branched linear ethylene interpolymers lack long chain branching, just as is the case for the linear low density polyethylene polymers or linear high density polyethylene polymers, made using uniform branching distribution polymerization processes. Commercial examples of homogeneously branched linear ethylene/a-olefin interpolymers include TAFMER polymers supplied by the Mitsui
10 Chemical Company, and EXACT polymers supplied by ExxonMobil Chemical Company.

As discussed above, homogeneously branched linear ethylene interpolymers have a linear polymer backbone, no measurable long chain branching, and a narrow molecular weight distribution. Such polymers are typically interpolymers of ethylene and at least one a-olefin comonomer of from 3 to 20 carbon atoms, and are preferably copolymers of
15 ethylene with a C3-C10 a-olefin, and are more preferably copolymers of ethylene with propylene, 1-butene, 1-pentene, 1-hexene, 1-heptene or 1-octene, and even more preferably, propylene, 1-butene, 1-hexene or 1-octene. This class of polymers is disclosed for example, by Elston in U.S. Patent No. 3,645,992, and subsequent processes to produce such polymers, using metallocene catalysts, have been developed, as shown, for example,
20 in EP 0 129 368; EP 0 260 999; U.S. Patent No. 4,701,432; U.S. Patent No. 4,937,301; US Patent No. 4,935,397; U.S. Patent No. 5,055,438; and WO 90/07526; each incorporated herein by reference. The polymers can be made by conventional polymerization processes (for example, gas phase, slurry, solution, and high pressure).

The homogeneously branched substantially linear ethylene interpolymers are
25 described in U.S. Patent Nos. 5,272,236; 5,278,272; 6,054,544; 6,335,410 and 6,723,810; each fully incorporated herein by reference. The substantially linear ethylene interpolymers are those in which the comonomer is randomly distributed within a given interpolymers molecule, and all of the interpolymers molecules have the same or substantially the same comonomer/ethylene ratio within that interpolymers. In addition, the
30 substantially linear ethylene interpolymers are homogeneously branched ethylene interpolymers having long chain branching. The long chain branches have the same

comonomer distribution as the polymer backbone, and can have about the same length as the length of the polymer backbone. "Substantially linear," typically, is in reference to a polymer that is substituted, on average, with 0.01 long chain branches per 1000 total carbons to 3 long chain branches per 1000 total carbons. The length of a long chain
5 branch is longer than the carbon length of a short chain branch formed from the incorporation of one comonomer into the polymer backbone. Commercial examples of substantially linear polymers include the ENGAGE polymers and AFFINITY polymers (both available from The Dow Chemical Company).

In contrast to "substantially linear ethylene polymer," "linear ethylene polymer"
10 means that the polymer lacks measurable or demonstrable long chain branches, that is, the polymer is substituted with an average of less than 0.01 long chain branch per 1000 carbons.

The substantially linear ethylene interpolymers form a unique class of homogeneously branched ethylene polymers. They differ substantially from the well-
15 known class of conventional, homogeneously branched linear ethylene interpolymers, described by Elston in U.S. Patent 3,645,992, and, moreover, they are not in the same class as conventional heterogeneous "Ziegler-Natta catalyst polymerized" linear ethylene polymers (for example, ultra low density polyethylene (ULDPE), linear low density polyethylene (LLDPE) or high density polyethylene (HDPE) made, for example, using the
20 technique disclosed by Anderson et al. in U.S. Patent 4,076,698); nor are they in the same class as high pressure, free-radical initiated, highly branched polyethylenes, such as, for example, low density polyethylene (LDPE), ethylene-acrylic acid (EAA) copolymers and ethylene vinyl acetate (EVA) copolymers.

"Long chain branching (LCB)" can be determined by conventional techniques
25 known in the industry, such as ¹³C nuclear magnetic resonance (¹³C NMR) spectroscopy, using, for example, the method of Randall (Rev. Micromole. Chem. Phys., C29 (2&3), 1989, pp. 285-297). Two other methods are gel permeation chromatography, coupled with a low angle laser light scattering detector (GPC-LALLS), and gel permeation chromatography, coupled with a differential viscometer detector (GPC-DV). The use of
30 these techniques for long chain branch detection, and the underlying theories, have been

well documented in the literature. See, for example, Zimm, B.H. and Stockmayer, W.H., J. Chem. Phys., 17, 1301(1949) and Rudin, A., Modern Methods of Polymer Characterization, John Wiley & Sons, New York (1991) pp. 103-112.

5 The homogeneous branched ethylene polymers useful in the present invention will preferably have a single melting peak, as measured using differential scanning calorimetry (DSC), in contrast to heterogeneously branched linear ethylene polymers, which have two or more melting peaks, due to the heterogeneously branched polymer's broad branching distribution.

10 In a preferred embodiment of the invention, the ethylene-based polymer is an ethylene/ α -olefin interpolymer, comprising at least one α -olefin.

Comonomers include, but are not limited to, propylene, isobutylene, 1-butene, 1-pentene, 1-hexene, 3-methyl-1-pentene, 4-methyl-1-pentene, and 1-octene, non-conjugated dienes, polyenes, butadienes, isoprenes, pentadienes, hexadienes (for example, 1,4-hexadiene), octadienes, styrene, halo-substituted styrene, alkyl-substituted styrene, 15 tetrafluoroethylenes, vinylbenzocyclobutene, naphthenics, cycloalkenes (for example, cyclopentene, cyclohexene, cyclooctene), and mixtures thereof. Typically the ethylene is copolymerized with one C3-C20 α -olefin, and preferably one C3-C10 α -olefin. Preferred comonomers include propene, 1-butene, 1-pentene, 1-hexene, 1-heptene and 1-octene, and more preferably include propene, 1-butene, 1-hexene and 1-octene.

20 Illustrative copolymers, containing only polymerized ethylene and one α -olefin, include ethylene/propylene (EP) copolymers, ethylene/butene (EB) copolymers, ethylene/hexene (EH) copolymers, ethylene/octene (EO) copolymers, and ethylene/propylene/octene terpolymers. Preferred copolymers include EP, EB, EH and EO copolymers.

25 In one embodiment, the ethylene/ α -olefin interpolymer has a molecular weight distribution (M_w/M_n) less than, or equal to, 10, and preferably less than, or equal to, 5.

In one embodiment, the ethylene/ α -olefin interpolymers have a molecular weight distribution from 1.1 to 5, and more preferably from about 1.5 to 4, or 1.5 to 3. All individual values and subranges from about 1 to 5 are included herein and disclosed 30 herein.

In one embodiment, the ethylene-based polymers, and preferably ethylene/a-olefin interpolymers, have a melt index, 12, less than, or equal to, 40 g/10 min, preferably less than, or equal to, 20 g/10 min, more preferably less than, or equal to, 10 g/10 min, or less than, or equal to, 5 g/10 min, as measured in accordance with ASTM 1238, Condition 5 190°C/2.16 kg.

In one embodiment, the ethylene-based polymers, and preferably ethylene/a-olefin interpolymers, have a melt index, 12, greater than, or equal to, 0.1 g/10 min, preferably greater than, or equal to, 0.2 g/10 min, more preferably greater than, or equal to, 0.5 g/10 min, as measured in accordance with ASTM 1238, Condition 190°C/2.16 kg.

10 In one embodiment, the ethylene/a-olefin interpolymers has a melt index (12) from 0.1 g/10 min to 40 g/10 min, or from 0.5 g/10 min to 10 g/10 min, or from 0.5 g/10 min to 5 g/10 min, as determined using ASTM D-1238 (190°C, 2.16 kg load). All individual values and subranges from 0.1 g/10 min to 40 g/10 min are included herein and disclosed herein.

15 In one embodiment, the ethylene/a-olefin interpolymers has a density less than, or equal to, 0.965 g/cc ($\text{cc} = \text{cm}^3$), preferably less than, or equal to, 0.955 g/cc, and more preferably less than, or equal to, 0.950 g/cc. In another embodiment, the ethylene/a-olefin interpolymers has a density greater than, or equal to, 0.850 g/cc, preferably greater than, or equal to, 0.900 g/cc, and more preferably greater than, or equal to, 0.910 g/cc.

20 In one embodiment, the ethylene/a-olefin interpolymers has a density less than, or equal to, 0.930 g/cc, preferably less than, or equal to, 0.920 g/cc, and more preferably less than, or equal to, 0.910 g/cc. In another embodiment, the ethylene/a-olefin interpolymers has a density greater than, or equal to, 0.860 g/cc, preferably greater than, or equal to, 0.865 g/cc, and more preferably greater than, or equal to, 0.870 g/cc.

25 In one embodiment, the ethylene/a-olefin interpolymers has a PRR (as described below) less than, or equal to, 4, preferably less than, or equal to, 3, and more preferably less than, or equal to, 2.

In one embodiment, the ethylene/a-olefin interpolymers has a PRR greater than, or equal to, 8, and preferably greater than, or equal to, 12.

30 Interpolymer viscosity is conveniently measured in poise (dyne-second/square centimeter (d-sec/cm^2)) at shear rates within a range of 0.1-100 radian per second

(rad/sec), and at 190°C, under a nitrogen atmosphere, using a dynamic mechanical spectrometer (such as a RMS-800 or ARES from Rheometrics), under a dynamic sweep made from 0.1 to 100 rad/sec. The viscosities at 0.1 rad/sec and 100 rad/sec may be represented, respectively, as $V_{0.1}$ and V_{100} , with a ratio of the two referred to as RR and expressed as $V_{0.1}/V_{100}$. The PRR value is calculated by the formula:

$$PRR = RR + [3.82 - \text{interpolymer Mooney Viscosity (MLi}_{+4} \text{ at } 125^{\circ}\text{C})] \times 0.3.$$
 PRR determination is described in U.S. Patent 6,680,361, fully incorporated herein by reference.

An ethylene-based polymer may have a combination of two or more suitable embodiments as described herein.

An ethylene/ α -olefin interpolymer may have a combination of two or more suitable embodiments as described herein.

Ethylene/ α -Olefin/Diene Interpolymer and Ethylene/Propylene Rubber

The ethylene/ α -olefin/diene interpolymers have polymerized therein ethylene, at least one α -olefin (for example, a C3-C20 α -olefin monomer), and a diene (for example, a C4-C40 diene monomer). The α -olefin may be either an aliphatic or an aromatic compound, and may contain vinylic unsaturation or a cyclic compound, such as styrene, p-methyl styrene, cyclobutene, cyclopentene, and norbornene, including norbornene substituted in the 5 and 6 position with C1-C20 hydrocarbyl groups. The α -olefin is preferably a C3-C20 aliphatic compound, preferably a C3-C16 aliphatic compound, and more preferably a C3-C10 aliphatic compound. Preferred ethylenically unsaturated monomers include 4-vinylcyclohexene, vinylcyclohexane, and C3-C10 aliphatic α -olefins (especially propylene, isobutylene, 1-butene, 1-pentene, 1-hexene, 3-methyl-1-pentene, 4-methyl-1-pentene, 1-octene, 1-decene and 1-dodecene). A more preferred C3-C10 aliphatic α -olefin is selected from the group consisting of propylene, 1-butene, 1-hexene and 1-octene, and more preferably propylene. In a preferred embodiment, the ethylene/ α -olefin interpolymer is an EPDM interpolymer. In a further embodiment, the diene is 5-ethylidene-2-norbornene (ENB).

In one embodiment, the ethylene/ α -olefin/diene interpolymer of the present invention has a C2 content of from 51 to 95 weight percent, and most preferably from 55

to 90 weight percent, or from 60 to 90 weight percent, based on the total weight of the interpolymers. The interpolymers also contain at least one α -olefin, and preferably propylene, typically at a level of from 5 to 49 weight percent, and most preferably from 10 to 45 weight percent, or 10 to 40 weight percent, based on the total weight of the interpolymers.

In one embodiment, the interpolymers contain a non-conjugated diene, and the non-conjugated diene content is preferably from 0.5 to 25 weight percent, more preferably from 1 to 20 weight percent, and most preferably from 2 to 10 weight percent, based on total weight of the interpolymers. In another embodiment, more than one diene may be incorporated simultaneously, for example 1,4-hexadiene and ENB, with total diene incorporation within the limits specified above.

In one embodiment, the diene monomer is a non-conjugated diolefin that is conventionally used as a cure site for cross-linking. The nonconjugated diolefin can be a C6-C15 straight chain, branched chain or cyclic hydrocarbon diene. Illustrative nonconjugated dienes are straight chain acyclic dienes, such as 1,4-hexadiene and 1,5-heptadiene; branched chain acyclic dienes such as 5-methyl-1,4-hexadiene, 2-methyl-1,5-hexadiene, 6-methyl-1,5-heptadiene, 7-methyl-1,6-octadiene, 3,7-dimethyl-1,6-octadiene, 3,7-dimethyl-1,7-octadiene, 5,7-dimethyl-1,7-octadiene, 1,9-decadiene, and mixed isomers of dihydromyrcene; single ring alicyclic dienes such as 1,4-cyclohexadiene, 1,5-cyclooctadiene and 1,5-cyclododecadiene; multi-ring alicyclic fused and bridged ring dienes such as tetrahydroindene, methyl tetrahydroindene; alkenyl, alkylidene, cycloalkenyl and cycloalkylidene norbornenes such as 5-methylene-2-norbornene (MNB), 5-ethylidene-2-norbornene (ENB), 5-vinyl-2-norbornene, 5-propenyl-2-norbornene, 5-isopropylidene-2-norbornene, 5-(4-cyclopentenyl)-2-norbornene and 5-cyclohexylidene-2-norbornene. The diene is preferably a nonconjugated diene selected from the group consisting of ENB, dicyclopentadiene, 1,4-hexadiene, 7-methyl-1,6-octadiene, and preferably, ENB, dicyclopentadiene and 1,4-hexadiene, more preferably ENB and dicyclopentadiene, and even more preferably ENB.

In one embodiment, the diene is a conjugated diene selected from the group consisting of 1,3-pentadiene, 1,3-butadiene, 2-methyl-1,3-butadiene, 4-methyl-1,3-pentadiene, or 1,3-cyclopentadiene. The diene monomer content, whether it comprises a

conjugated diene, a non-conjugated diene, or both, may fall within the limits specified above for non-conjugated dienes.

Although preferred ethylene/ α -olefin interpolymers are substantially free of any diene monomer that typically induces LCB, one may include such a monomer if costs are acceptable, and desirable interpolymer properties, such as, for example, processibility, tensile strength or elongation, do not degrade to an unacceptable level. Such diene monomers include dicyclopentadiene, NBD, methyl norbornadiene, vinyl-norbornene, 1,6-heptadiene, 1,7-octadiene, and 1,9-decadiene. When added, such monomers are added in an amount within a range of from "greater than zero" to 3 weight percent, more preferably from 0.01 to 2 weight percent, based on total weight of polymerized monomers.

Preferred interpolymers of the present invention have polymerized therein ethylene, at least one α -olefin, and 5-ethylidene-2-norbornene (ENB). Preferred α -olefins include propylene, 1-butene, 1-hexene and 1-octene, and most preferably propylene. In a preferred embodiment, the interpolymer has polymerized therein ethylene, propylene and 5-ethylidene-2-norbornene (ENB).

In one embodiment, the amount of ENB in the interpolymer is from 0.5 to 15 weight percent, preferably from 1 to 10 weight percent, and more preferably from 2 to 8 weight percent, based on the total weight of the interpolymer.

In general, polymerization may be accomplished at conditions well known in the art for Ziegler-Natta or Kaminsky-Sinn type polymerization reactions, that is, temperatures from 0°C to 250°C, preferably 30°C to 200°C, and pressures from atmospheric to 10,000 atmospheres. Polymerizations may also be conducted in accordance with processes disclosed in European Patent Application EP0775718A. This application and its cited references are fully incorporated herein by reference. Polymerizations may be performed using a slurry, or gas phase polymerization, or combinations thereof.

Polymerization is preferably by a single site catalyst (metallocene or constrained geometry catalyst), producing a low odor, relatively gel-free product. Suitable catalysts for use herein, preferably include constrained geometry catalysts, as disclosed in U.S. Patent Nos. 5,272,236 and 5,278,272, which are both fully incorporated herein by reference. The monocyclopentadienyl transition metal olefin polymerization catalysts taught in U.S.

Patent No. 5,026,798, the teachings of which are incorporated herein by reference, are also suitable as catalysts of the invention.

Preferred examples of suitable interpolymers for use in the invention include NORDEL IP polymers available from The Dow Chemical Company.

5 In one embodiment of the invention, the ethylene/a-olefin/diene interpolymer has a molecular weight distribution (M_w/M_n) from 1.1 to 5, more preferably from 1.2 to 4 and most preferably from 1.5 to 3. All individual values and subranges from 1.1 to 5 are included herein and disclosed herein. In a preferred embodiment, the ethylene/a-olefin interpolymer is an ethylene/propylene/diene (EPDM) interpolymer.

10 In one embodiment, the ethylene/a-olefin/diene interpolymer has a density greater than, or equal to, 0.820 g/cc, preferably greater than, or equal to, 0.830 g/cc, and more preferably greater than, or equal to, 0.840 g/cc. In a preferred embodiment, the ethylene/a-olefin interpolymer is an ethylene/propylene/diene (EPDM) interpolymer.

In another embodiment, the ethylene/a-olefin/diene interpolymer has a density less
15 than, or equal to, 0.960 g/cc, preferably less than, or equal to, 0.930 g/cc, and more preferably less than, or equal to, 0.910 g/cc. In a preferred embodiment, the ethylene/a-olefin/diene interpolymer is an EPDM interpolymer.

In one embodiment, the ethylene/a-olefin/diene interpolymer has a polymer
Mooney Viscosity, $ML(1+4)$ at 125°C, greater than 60, or greater than 70, or greater than
20 80, or greater than 90, or greater than 100. Polymer Mooney Viscosity refers to the viscosity of the "neat" polymer absent partitioning agent and oil. In a preferred embodiment, the interpolymer is an EPDM interpolymer.

In one embodiment, the ethylene/a-olefin interpolymer has a polymer Mooney
Viscosity, $ML(1+4)$ at 125°C, from 60 to 200, or from 80 to 180, or from 100 to 160. In a
25 preferred embodiment, the interpolymer is an EPDM interpolymer.

In one embodiment, the ethylene/a-olefin/diene interpolymer has a polymer
Mooney Viscosity, $ML(1+4)$ at 125°C, less than, or equal to, 150, or less than, or equal to
140, or less than, or equal to 130, or less than, or equal to 120, or less than, or equal to
100. In a preferred embodiment, the interpolymer is an EPDM interpolymer.

30 The crosslinking enhancement component may also be an ethylene/propylene rubber (EPR). In one embodiment, the EPR has a density from 0.810 to 0.960 g/cc,

preferably from 0.820 to 0.950 g/cc, and preferably from 0.840 to 0.930 g/cc, and more preferably from 0.860 to 0.910 g/cc (ASTM D-792-00). In another embodiment, the EPR has a density greater than, or equal to, 0.820 g/cc, preferably greater than, or equal to, 0.83 g/cc, and more preferably greater than, or equal to, 0.840 g/cc. In another embodiment, the
5 EPR has a density less than, or equal to, 0.960 g/cc, preferably less than, or equal to, 0.930 g/cc, and more preferably less than, or equal to, 0.910 g/cc.

An ethylene/a-olefin/diene interpolymer may have a combination of two or more embodiments as described herein.

An ethylene/propylene rubber may have a combination of two or more
10 embodiments as described herein.

Olefin-based Polymer

The olefin-based polymer may be selected from C4-C10 olefin-based polymers, and preferably C6-C8 olefin-based polymers, including homopolymers and interpolymers.
15 Examples of isotactic and syndiotactic monoolefin polymers are commercially available.

Additives

A film composition may contain one or more additives. Additives include, but are not limited to, antioxidants; surface tension modifiers; anti-block agents; plasticizers;
20 processing oils, crosslinking agents, dispersants, blowing agents, UV stabilizers, antimicrobial agents such as organometallics, isothiazolones, organosulfurs and mercaptans; antioxidants such as phenolics, secondary amines, phosphites and thioesters; antistatic agents such as quaternary ammonium compounds, amines, and ethoxylated, propoxylated or glycerol compounds; fillers and reinforcing agents such as carbon black,
25 glass, metal carbonates such as calcium carbonate, metal sulfates such as calcium sulfate, talc, clay, magnesium hydroxide, aluminum trihydrate or other flame retardants, or glass or graphite fibers; hydrolytic stabilizers; lubricants such as fatty acids, fatty alcohols, esters, fatty amides, metallic stearates, paraffinic and microcrystalline waxes, silicones and orthophosphoric acid esters; acid neutralizers or halogen scavengers such as zinc oxide;
30 mold release agents such as fine-particle or powdered solids, soaps, waxes, silicones, polyglycols and complex esters such as trimethylol propane tristearate or pentaerythritol tetrastearate; pigments, dyes and colorants; heat stabilizers such as organotin mercaptides,

an octyl ester of thioglycolic acid and a barium or cadmium carboxylate; ultraviolet light stabilizers such as a hindered amine, an o-hydroxy-phenylbenzotriazole, a 2-hydroxy-4-alkoxybenzophenone, a salicylate, a cyanoacrylate, a nickel chelate and a benzylidene malonate and oxalanilide; acid-scavengers; and zeolites, molecular sieves and other known
5 deodorizers.

Other additives include scratch/mar additives, such as polydimethyl siloxane (PDMS), or functionalized polydimethyl siloxane, or IRGASURF® SR 100 (available from Ciba Specialty Chemicals), or scratch mar formulations containing erucamide. Functionalized polydimethyl siloxanes include, but are not limited to, hydroxyl
10 functionalized polydimethyl siloxane, amine functionalized polydimethyl siloxane, vinyl functionalized polydimethyl siloxane, aryl functionalized polydimethyl siloxane, alkyl functionalized polydimethyl siloxane, carboxyl functionalized polydimethyl siloxane, mercaptan functionalized polydimethyl siloxane, and derivatives of the same. One skilled in the art can readily determine quantities of additives needed based on the application
15 involved.

In a preferred embodiment, a film composition does not contain a polar polymer, such as a polyamide, a polyester, an ethylene vinyl alcohol, a polyurethane, or a polylactic acid.

In a preferred embodiment, a film does not contain an acrylate, such as ethylene
20 methylacrylate copolymer, ethylene ethylacrylate copolymer, or ethylene butylacrylate copolymer.

In a preferred embodiment, a film does not contain ethylene vinyl acetate copolymer, ethylene acrylic acid copolymer or ethylene methacrylic copolymer.

In a preferred embodiment, a film does not contain an ionomer, such as one or
25 more SURLYN ionomers available from DuPont.

In a preferred embodiment, a film does not contain a polyvinylchloride (PVC) or a vinylidene chloride copolymer (PVDC).

In a preferred embodiment, a film does not contain a grafted ethylene-based polymer, for example, a maleic anhydride grafted ethylene-based polymer, and does not
30 contain a grafted propylene-based polymer, for example, a maleic anhydride grafted propylene-based polymer.

In a preferred embodiment, a film does not contain an olefin/vinyl aromatic copolymer.

A film may have a combination of two or more embodiments as described herein.

5 **Process for Forming the Films or Laminates of the Invention**

The invention provides for single layered and multilayered films, which can be formed by blown extrusion, extrusion coating, or extrusion lamination (such as in-between web based materials), and other processes. A multilayer film may comprise polymeric films, polymeric non-wovens, woven fabrics or pulp and paper based products, or metallic
10 foils including metallized polymeric films (laminates).

A film of the invention may be prepared by selecting the thermoplastic polymers or blends suitable for making each layer; forming a film of each layer, and where the film contains more than one layer, bonding the layers, blow molding, coextruding, or casting one or more layers. Desirably, the film layers are bonded continuously over the interfacial
15 area between films (film layers).

Laminates, manufactured either by means of heat lamination, extrusion coating and/or extrusion lamination, combine molten polymer (melt coating) or molten polymer film (heat lamination) surface under pressure, with a range of web based materials including polymeric films, non-wovens, fabrics, paper and board, metal foils or metallized
20 polymeric films. In general, the invention is not limited to film, but is also useful for example, for blow molded containers, injection molded parts, fabric coated membranes, and the like.

For each layer, typically, it is suitable to extrusion blend the components and any additional additives, such as slip, anti-block, and polymer processing aids. The extrusion
25 blending should be carried out in a manner, such that an adequate degree of dispersion is achieved. The parameters of extrusion blending will necessarily vary depending upon the components. However, typically the total polymer deformation, that is, mixing degree, is important, and is controlled by, for example, the screw-design and the melt temperature. The melt temperature during film forming will depend on the film components.

30 After extrusion blending, a film structure is formed. Film structures may be made by conventional fabrication techniques, for example, bubble extrusion, biaxial orientation

processes (such as tenter frames or double bubble processes), cast/sheet extrusion, direct membrane extrusion, coextrusion and lamination. Conventional bubble extrusion processes (also known as hot blown film processes) are described, for example, in The Encyclopedia of Chemical Technology, Kirk-Othmer, Third Edition, John Wiley & Sons, New York, 1981, Vol. 16, pp. 416-417 and Vol. 18, pp. 191-192. Biaxial orientation film manufacturing processes, such as described in the "double bubble" process of U.S.-A-Patent No. 3,456,044 (Pahlke), and the processes described in U.S.-A-Patent No. 4,352,849 (Mueller), U.S.-A-Patent Nos. 4,820,557 and 4,837,084 (both to Warren), U.S.-A-Patent No. 4,865,902 (Golike et al.), U.S.-A-Patent No. 4,927,708 (Herran et al.), U.S.-A-Patent No. 4,952,451 (Mueller), and U.S.-A-Patent Nos. 4,963,419 and 5,059,481 (both to Lustig et al.), can also be used to make the novel film structures of this invention. All of these patents are incorporated herein by reference.

The melt temperature during the film forming will vary depending on the components of the film. Generally, the melt temperature is from 175°C to 300°C, preferably from 185°C to 240°C, and more preferably from 195°C to 220°C.

Sheets of the film can be bonded by heat sealing or by use of an adhesive, and preferably by heat sealing. Heat sealing can be effected using conventional techniques, including, but not limited to, a hot bar, impulse heating, side welding, ultrasonic welding, or other alternative heating mechanisms.

The films of the aforementioned processes may be made to any thickness depending upon the application. In one embodiment, the films have a total thickness of from 25 to 5000, microns, preferably from 25 to 1500 microns, more preferably from 25 to 500 microns.

In a preferred embodiment, an inventive film has a gel content greater than 30 weight percent, preferably greater than 40 weight percent, and more preferably greater than 50 weight percent, based on the weight of the film. Gel content can be determined by soaking the film in refluxing xylene for 12 hours, as described in ASTM D 2765-90, method B. The insoluble polymer is isolated, dried and weighed. The insoluble polymer is reported as the percent gel content. Corrections are made for the known weight of any non-polymeric component(s).

Applications

The invention provides an article comprising at least one component formed from an inventive film. The inventive compositions are suitable for laminates, extruded sheets, adhesives, and tie layers between extruded sheets, tie layers between cast sheets, tie layers
5 between films and tie layers between profiles. Additional articles include a carpet component; an adhesive; a fabric; a dispersion; a wire sheath; a cable; a protective apparel; a coating; a coated article; artificial leather; artificial turf; fibers; and liners (for example, roofing liners, geomembranes and tunnel liners).

The invention also provides for various films (for example, blown film, cast film,
10 extruded film) comprising at least one component formed from an inventive film.

The invention provides a package comprising at least one component formed from an inventive film.

The invention also provides a geomembrane comprising at least one component formed from an inventive film.

15 The invention provides a laminated structure comprising at least one component formed from an inventive film. In one embodiment, one of the layers is in the form of a foam. In another embodiment, one of the layers is in the form of a fabric, a nonwoven, or paper.

The invention also provides perforated layered films, which, upon exposure to
20 elevated temperature and a compression force, form a barrier to moisture, for example, in terms of the transport of water, in predominantly liquid form, through the perforations of the film. The films may be used for various packaging, and in particular, for flexible packaging. The packages formed from the films can be filled effectively, under pressurized conditions, with powdery materials.

25 The configuration of the perforations within a film will vary, and will depend on the final use of the film. Sheets of the film may have perforation in designated areas within the sheet. Designated areas may be of any size and shape. Within these designated areas, the perforation may exist in various configurations, including, but not limited to, perforation size gradients along a particular axis of an area, perforation density gradients
30 along a particular axis of an area, and perforation gradients of different shapes and/or sizes.

DEFINITIONS

The term "composition," as used herein, includes a mixture of materials which comprise the composition, as well as reaction products and decomposition products formed from the materials of the composition.

5 The terms "blend" or "polymer blend," as used herein, mean a blend of two or more polymers. Such a blend may or may not be miscible (not phase separated at molecular level). Such a blend may or may not be phase separated. Such a blend may or may not contain one or more domain configurations, as determined from transmission electron spectroscopy, light scattering, x-ray scattering, and other methods known in the
10 art.

 The term "polymer," as used herein, refers to a polymeric compound prepared by polymerizing monomers, whether of the same or a different type. The generic term polymer thus embraces the term homopolymer, employed to refer to polymers prepared from only one type of monomer, and the term interpolymer as defined hereinafter. The
15 terms "ethylene/a-olefin polymer" and "propylene/a-olefin polymer" are indicative of interpolymers as described below.

 The term "interpolymer," as used herein, refers to polymers prepared by the polymerization of at least two different types of monomers. The generic term interpolymer thus includes copolymers, employed to refer to polymers prepared from two different
20 monomers, and polymers prepared from more than two different types of monomers.

 The term, "olefin-based polymer," as used herein, refers to a polymer that comprises, in polymerized form, a majority weight amount of an olefin monomer, for example ethylene or propylene (based on the weight of polymer), and optionally may comprise one or more comonomers.

25 The term, "C4-C10 olefin-based polymer," as used herein, refers to a polymer that comprises, in polymerized form, a majority weight amount of an C4-C10 olefin monomer, for example 1-butene or 1-octene (based on the weight of polymer), and optionally may comprise one or more comonomers.

 The term, "ethylene-based polymer," as used herein, refers to a polymer that
30 comprises, in polymerized form, a majority weight amount of ethylene (based on the total weight of polymer), and optionally may comprise one or more comonomers.

The term, "ethylene/a-olefin interpolymers," as used herein, refers to an interpolymers that comprises, in polymerized form, a majority weight amount of ethylene (based on the total weight of interpolymers), and at least one a-olefin.

5 The term, "ethylene/a-olefin/diene interpolymers," as used herein, refers to an interpolymers that comprises, in polymerized form, a majority weight amount of ethylene (based on the total weight of interpolymers), at least one a-olefin, and at least one diene monomer.

The term, "propylene-based polymer," as used herein, refers to a polymer that comprises, in polymerized form, a majority weight amount of propylene (based on the
10 total weight of polymer), and optionally may comprise one or more comonomers.

The term, "propylene/a-olefin interpolymers," as used herein, refers to an interpolymers that comprises, in polymerized form, a majority weight amount of propylene (based on the total weight of interpolymers), and at least one a-olefin.

15 The term, "propylene/ethylene interpolymers," as used herein, refers to an interpolymers that comprises, in polymerized form, a majority weight amount of propylene monomer (based on the total weight of interpolymers), ethylene, and, optionally, one or more additional comonomers.

The terms "comprising", "including", "having" and their derivatives are not intended to exclude the presence of any additional component, step or procedure, whether
20 or not the same is specifically disclosed. In contrast, the term, "consisting essentially of" excludes from the scope of any succeeding recitation any other component, step or procedure, excepting those that are not essential to operability. The term "consisting of" excludes any component, step or procedure not specifically delineated or listed.

25 TEST METHODS

Density is determined in accordance with American Society for Testing and Materials (ASTM) procedure ASTM D792-00.

The melt index (I_2) of ethylene-based polymers is measured in accordance with ASTM D-1238-04, condition 190°C/2.16 kg. ASTM D-1238-04 can also be used to
30 measure melt index of other polymers as noted in this test procedure. The melt flow rate

(MFR) of propylene-based polymers is measured in accordance with ASTM D-1238-04, condition 230°C/2.16 kg.

Interpolymer Mooney Viscosity, MV, (ML 1+4 at 125°C) is measured in accordance with ASTM D1646-04.

5

Hot Set for Films, Sheeting and Laminates

Hot set measures the thermal resistance and the degree of crosslinking. The sample is heated above the polymer(s) crystalline melting point(s), under a weight load. Crosslinked samples will hold the load and only extend to a certain percentage (the hot set value [%]). The lower the hot set, the higher the crosslink level.

10

The hot set test method applied for films tested has been derived from BS EN 60811-2-1:1998. The hot set test method applied, complies by enlarging the BS designed for structural applications, for examples, cables; however the method was adjusted to enable testing of low thickness web-based materials including films, laminates or membranes. The following test conditions were applied.

15

Sample cross sections, as defined by the measured film thickness (in microns) times the sample width (in mm), are exposed to a weight load equivalent to 0.2 N/mm^2 , in accordance to method described under BS EN 60811-2-1:1998.

The standard test temperature for polyolefins used in the industry is 200°C. This is well above the crystalline melting temperature of polyolefins, and thus is representative to describe the existence of a three dimensional cross-linked network. In accordance with the specific formulation requirements and intended use, the test temperature may be lowered or increased, as well as the testing time and test load, beyond the conditions described in above standard.

20

Sample dimensions for the tested films/ laminates were chosen to be "20-25 mm wide" and "140 mm long." The hot set was determined by measuring the elongation between two test marks, each at a distance of 15 mm from the center of the test strip (total distance = 30 mm), loaded with the specified stress.

25

Exposure time to temperature and mechanical stress is set to ten minutes according to the standard. Depending on the sample thickness, this time can be adjusted. Stable test conditions are secured as soon as the test specimens have reached the desired test

30

temperature. Earliest testing of the samples was one full day after production and/or crosslinking treatment.

Heat Seal / Peel Seal Strength

- 5 Heat seal strength and peel seal strength form part of the heat sealing test described, with the following test conditions applied on a lab heat sealer, for example, a KOPP Heat Sealer.

Test Equipment Description:

- Two heat seal bars: one bar stationary, and one bar movable with pressure control.
- 10 Heat seal bars are typically TELFON coated, and are heated electrically.

Sample Preparation

- Two web samples were positioned on top of each other in such a way, that the surfaces to be sealed were facing each other. The pair of web samples to be heat sealed was sandwiched between "23 micron thickness" PET films, in order to prevent sticking to
- 15 the heated seal bars.

Samples of following dimension are collected at each test condition.

Width = 15 mm

Length = 50 mm

Number of samples = 5

- 20 Sealing Cycle:

Seal bar width = 5 mm

Sealing bar pressure = 0.5 N/mm²

Sealing time = 0.5 sec

Sealing bar temperature = variable °C

- 25 Assessment of heat seal/ peel seal strength was measured by separating heat sealed samples on a tensile testing equipment, which records the following parameters.

Cross head speed = 127 mm/sec

Seal / Peel Force (N)

Calculate average measurements

- 30 Classification of seal/ peel fracture - see Table 1

Table 1

Type of seal/ peel fracture (delamination behavior)	Classification
Delamination	No seal strength / No peel strength refers to a strength of less than 0.3N
Delamination of seal	peel strength
Break at seal *	seal strength

(*) seal strength higher than film strength

Heat Weld Test

5 Welding of polymers describes the process of combining (bonding) material surfaces under pressure and temperature, usually requiring fully or partial melting of components to combine. Welding of polymers requires compatibility of material pairs for combination. The herein described heat sealing is a kind of welding. Heating sources for welding or sealing can be provided by hot air, heat conduction, infrared irradiation, mechanical friction, ultra sonic exposure, or high frequency. Heat welding systems, for example, hand held systems like TRIAC-S from LEISTER (Switzerland), are in common use for the welding of building and construction membranes. For thermoplastic olefins, set temperatures in the range of 280 to 400°C are taken for heat welding. The common test method for olefins is to clean the sample surfaces with acetone and then weld the samples over a width of 5 cm. Sample stripes of "1.5 cm width by 150 mm length" were cut perpendicular to the weld seam, and over the seam (joined membranes - overlapping stream in middle of strip). After 24 hours of storage at ambient conditions, tensile/tear tests over the welded stripes were performed. The requirement in building and construction is thereby, that failure of the sample has to occur in the sheet area, and not in the welding seam. Peeling of the seam is not tolerated.

GPC

25 The molecular weight distributions for the ethylene-based resins can be determined with a chromatographic system consisting of either a Polymer Laboratories Model PL-210 or a Polymer Laboratories Model PL-220. The column and carousel compartments are operated at 140°C. The columns are three Polymer Laboratories 10-micron Mixed-B columns. The solvent is 1,2,4 trichlorobenzene. The samples are prepared at a concentration of 0.1 grams of polymer in 50 milliliters of solvent. The solvent used to

prepare the samples contains 200 ppm of butylated hydroxytoluene (BHT). Samples are prepared by agitating lightly for two hours at 160°C. The injection volume is 100 microliters and the flow rate is 1.0 milliliters/minute.

5 A fifth-order polynomial fit of the calibration of the gel permeation chromatography (GPC) column set, is performed with 21 narrow molecular weight distribution polystyrene standards with molecular weights ranging from 580 to 8,400,000, arranged in 6 "cocktail" mixtures, with at least a decade of separation between individual molecular weights. The standards are purchased from Polymer Laboratories (UK). The polystyrene standards are prepared at 0.025 grams in 50 milliliters of solvent for molecular weights equal to, or greater than, 1,000,000, and at 0.05 grams in 50 milliliters of solvent for molecular weights less than 1,000,000. The polystyrene standards are dissolved at 80°C, with gentle agitation for 30 minutes. The narrow standards mixtures are run first, and in order of decreasing highest molecular weight component, to minimize degradation. The polystyrene standard peak molecular weights are converted to polyethylene molecular weights using the following equation (as described in Williams and Ward, J. Polym. Sci., Polym. Let., 6, 621 (1968)):

$$M_{\text{polyethylene}} = A \times (M_{\text{polystyrene}})^B,$$

where M is the molecular weight, A has a value of 0.4315 and B is equal to 1.0.

Polyethylene equivalent molecular weight calculations are performed using Viscotek
20 TriSEC software Version 3.0. The molecular weights for polypropylene-based polymers can be determined using Mark-Houwink ratios according to ASTM D6474.9714-1, where, for polystyrene, $a = 0.702$ and $\log K = -3.9$, and for polypropylene, $a = 0.725$ and $\log K = -3.721$. For polypropylene-based samples, the column and carousel compartments are operated at 160°C.

25 DSC

Differential Scanning Calorimetry (DSC) can be used to measure crystallinity in ethylene-based (PE) samples and propylene-based (PP) samples. A sample is pressed into a thin film at a temperature of 190°C. About 5 to 8 mg of film sample is weighed and
30 placed in a DSC pan. The lid is crimped on the pan to ensure a closed atmosphere. The sample pan is placed in a DSC cell, and then heated, at a rate of approximately 10°C/min, to a temperature of 180°C for PE (230°C for PP). The sample is kept at this temperature

for three minutes. Then the sample is cooled at a rate of 10°C/min to -60°C for PE (-40°C for PP), and kept isothermally at that temperature for three minutes. The sample is next heated at a rate of 10°C/min, until complete melting (second heat). The percent crystallinity is calculated by dividing the heat of fusion (H_f), determined from the second heat curve, by a theoretical heat of fusion of 292 J/g for PE (165 J/g, for PP), and multiplying this quantity by 100 (e.g., % cryst. = (H_f / 292 J/g) x 100).

The melting point(s) (T_m) of the polymers can be determined from the second heat curve obtained from DSC, as described above. The crystallization temperature (T_c) can be determined from the first cooling curve.

The films and processes of this invention, and their use, are more fully described by the following examples. The following examples are provided for the purpose of illustrating the invention, and are not to be construed as limiting the scope of the invention.

EXPERIMENTAL

The following resins were used individually, or as a composition component, in the experimental compositions. These resins are preferably compounded with one or more stabilizers and/or antioxidants.

D56 a linear, low density ethylene-based copolymer, prepared using a Ziegler-Natta type catalyst, and a solution polymerization process. This copolymer has a density of 0.917-0.921 g/cc (ASTM D792-00) and a melt index (I_2) of 0.9-1.2 g/10 min (190°C/2.16 kg, ASTM D1238-04). Comonomer = 1-octene.

E62 is an enhanced (composite) ethylene-based copolymer with a density of 0.939-0.943 g/cc (ASTM D792-00). Comonomer = 1-octene.

E54 is an enhanced (composite) ethylene-based copolymers with a density of 0.914-0.918 g/cc (ASTM D792-00) and a melt index (I_2) of 0.8-1.2 g/10 min (190°C/2.16 kg, ASTM D1238-04). Comonomer = 1-octene.

P30 a propylene/ethylene copolymer with an overall density of 0.87-0.89 g/cc (ASTM D792-00) and a melt flow rate (MFR) of 6.4-9.6 g/10 min (230°C/2.16 kg, ASTM D1238-04). Comonomer = ethylene.

E20 an ethylene/propylene/ENB terpolymer with an overall melt index (12) of 0.75-1 g/10 min (190°C/2.16 kg, ASTM D1238-04).

The following compositions were used to prepare films for testing.

Composition 1: 100 weight percent E62

5 Composition 2: 100 weight percent E54

Composition 3: 100 weight percent P30

Composition 4: 90 weight percent D56 and 10 weight percent E20

The film fabrication conditions are as follows: The individual sample compositions were extruded through a 60 mm, single screw extruder (NOKIA NM B60-
10 30D) into a blown film head, with a die diameter of 200 mm, and a die gap of 0.25 mm. Film production conditions are shown in Table 2.

Table 2 Film Production Conditions

	Unit	Composition 1	Composition 2	Composition 3	Composition 4
Extruder output	Kg/h	90	90	70	90
Blow-up ratio	-	2.5	2.5	2.5	2.5
Take-up speed	m/min	20.3	20.8	16.8	20.8
Film thickness	microns	50	50	50	50

15 The temperature settings were as follows for Compositions 1, 2 and 4:

Barrel zones [degC]: 60, 180, 200, 210, 210,

Adapter and screen changer [degC]: 210, 210, 210, 210, and

Die zones [degC]: 210, 210, 215, 215.

The temperature settings were as follows for Composition 3:

20 Barrel zones [degC]: 50, 150, 170, 170, 170,

Adapter and screen changer [degC]: 170, 170, 170, 170, and

Die zones [degC]: 170, 170, 170, 170.

After the film production, rectangular sheet samples were cut and electron radiation (e-beam) crosslinked on a laboratory radiation unit from ENERGY Science
25 Incorporated. The e-beam voltage was set to 150 KeV, and the exposure time under the beam was set to following radiation dose levels: 50, 100, 150 and 200 kGy (1 kGy = 0.1 MRAD). Alternatively, for three dimensionally shaped articles, γ -radiation can be used which has a higher penetration depths.

Each film was tested for Hot Set. Test conditions and results are shown in Tables 3 and 4.

Table 3 - Hot Set Testing (ISO 60811-2-1)

Sample Thickness	50	μm
Sample width	25	mm
Cross-section	1.25	mm ²
Set temperature	200	degC
Load application time	5	min
Weight/ Load	0.2	MPa
or	25	g
Marker Distance	30	mm

5 Table 4: Hot Set

Film/Comp	Dose [kGy]	Test 1 Elong.* [mm]	Test 2 Elong.* [mm]	Test 3 Elong.* [mm]	Elong. Avg.** [mm]	Hot Set*** [%] 200°C
E62/1	100	66	68	68	67	124
	150	44	48	48	47	56
	200	42	43	38	41	37
E54/2	100	41	40	40	40	34
	150	35	38	37	37	22
	200	34	34	38	35	18
P30/3	100	Melt	Melt	No test	NA	NM
	150	No test	No test	No test		
	200		No test	No test		
(90 wt% D56 and 10 wt% E20)/4	100	38	38	38	38	27
	150	36	36	36	36	20
	200	36	36	38	37	22

*Elongation = initial length (30 mm) plus amount of elongation

** Average elongation

*** Percent Hot Set = [(average elongation - 30 mm)/30 mm] x 100

NA = Not Applicable

10 NM = Not Measured

The results show improved heat resistance due to crosslinking, as indicated by the retention of mechanical strength (elongation) at the hot set test temperature of 200°C. The intermolecular network, generated by crosslinking, prevents the melting of the material, and leads to rubber like characteristic. The denser the intermolecular network, the lower the elongation at the test temperature. Property improvements include higher heat resistance with the good heat sealability (unexpected for highly crosslinked olefins). The

films have good heat resistance like crosslinked products. A summary of the heat seal properties are shown in Table 5.

Table 5: Heat Seal Summary

Composition	Heat Seal reference	Delamination of Seal	Break at Seal
1	Figure 1 – 2	Partial	Partial
2	Figure 3 -4	Partial	Partial
3	Figure 5-6	Not applicable	Full range
4	Figure 7-8	Partial	Partial

5

The results from the heat seal testing are shown in Figures 1-8 and are summarized in above Table 5. Figure 1 shows the average heat seal strength for a 50 micron blown film formed from E62. Figure 2 shows the Delamination at seal (DOS) and Break at seal (BAS) for this film.

10 Figure 3 shows the average heat seal strength for a 50 micron blown film formed from E54. Figure 4 shows the Delamination at seal (DOS) and Break at seal (BAS) for this film.

Figure 5 shows the average heat seal strength for a 50 micron blown film formed from P30. Figure 6 shows the Delamination at seal (DOS) and Break at seal (BAS) for
15 this film.

Figure 7 shows the average heat seal strength for a 50 micron blown film formed from the E56 (90 wt%) and E20 (10 wt%) composition. Figure 8 shows the Delamination at seal (DOS) and Break at seal (BAS) for this film.

In another study, the formulations shown in Table 6 were extruded into flexible
20 sheets and membranes.

The formulation components listed in Table 6 are as follows:

- N25P: Ethylene-Propylene-ENB terpolymer (ML 1+4 @ 125°C from 21 to 29) from The DOW Chemical Company
- PE42: propylene-ethylene copolymer (density from 0.874-0.878 g/cc; MFR from
25 21-29 g/10 min) from The DOW Chemical Company
- IRGANOX B225: phenolic process stabilizer from CIBA Geigy AG
- CHEVIASORB 2020: hindered amine light stabilizer from CIBA Geigy AG

- KRONOS 2020: titanium dioxide from KRONOS International, Inc.
- MARTINAL OL-104 LEO: aluminumtrihydrate flame retardant from Martinswerk GmbH

5 Table 6: Formulation for direct extrusion membrane studies.

	Polymers			ADDITIVES				
FORMULA- TIONS in [phr]	N25P	PE4 2	POLYMERS = 100 PHR	IRGANOX B225	CHIMA- SORB 2020	KRONOS 2020	MAR- TINAL OL 102 LEO (Flame retardant)	ADDI- TIVES [phr]
1	70.0	30.0	100	0.30	0.75	2.0	90.0	93
2	70.0	30.0	100	0.30	0.75	2.0		3
3	60.0	40.0	100	0.30	0.75	2.0	90.0	93
FORMUL- ATIONS in wt%]								[wt%]
1	36.3	15.5		0.2	0.4	1.0	46.6	100
2	67.9	29.1		0.3	0.7	1.9		100
3	31.1	20.7		0.2	0.4	1.0	46.6	100

These formulations were processed in direct extrusion on a co-rotating twin-screw extruder into flexible membranes of 1.5 mm thickness. Figure 9 shows the extruder feeding and compounding design. The polymers and stabilizers were fed into the first
 10 hopper of a 60 mm twin screw extruder, with an L/D-ratio of 42 D. The free flowing aluminumtrihydrate powder was subsequently fed by a side feed extruder into the molten polymer and intensively blended. After degassing, the polymer melt was fed by a gear pump through a 700 mm flat slit die and shaped on a three roll calander stack.

The process settings and process parameters to these studies are given in Tables 7A
 15 and 7B. These formulations processed easily.

20

25

Table 7A: Machine Settings

Screw speed [rpm]	Total output [kg/h]	Screw speed gear pump [rpm]	Barrel temp zone 1 [°C]	Barrel temp zone 2 - Gear pump [°C]	Gear pump temp [°C]	Die adapter temp [°C]	Die temp 1-3 [°C]
100	250	43	24	180	200	180	190

Table 7B: Process Response

Screw torque %	Motor load [KW]	Melt temp machine melt gauge [°C]	Melt temp. IR Thermo-couple [°C]	Pressure at screw tip [bar]	Pressure at gear pump [bar]	Die pressure [bar]
75	25	184	200	45	5	118

- 5 After the membrane production, "28 cm by 20 cm" rectangular sheet samples were cut and crosslinked using electron radiation (e-beam) under various conditions. Table 8 gives an overview to the radiation trial and hot set and welding results.

The radiation was done using two e-beaming units with different radiation conditions. At Leoni-Studer AG (Koelliken Switzerland), the e-beam voltage was set to a level of 1 MeV (1000 keV) to insure a constant irradiation and crosslinking over the membrane thickness. The exposure time in e-beaming was set such, that radiation doses of 25 to 125 kGy were achieved.

Selected samples were radiated by ENERGY SCIENCE, at a set voltage of 175 keV. The exposure time was set in such a way, that doses of 100 to 200 kGy were achieved. This setting embodies an interesting aspect, as the radiation voltage of 175 keV will not be sufficient to provide a full penetration of the membranes by the e-beams, but only up to roughly the middle of the membrane. This results in a variable crosslink density as function of the sheet thickness, meaning a highly crosslinked surface is achieved while the bottom of the membrane stays uncrosslinked, i.e. thermoplastic. It was found that membranes radiated under these conditions show excellent heat resistance at the surface, in combination with excellent heat welding behavior when welding the radiated crosslinked surface with the thermoplastic surface. Another benefit of such low voltage e-beaming is that the radiation treatment can be favorable done in-line with a membrane shaping process using low cost e-beaming facilities.

Table 8 also shows the resulting hot set data. As expected, samples from virgin material do melt and show no hot set. With increasing radiation dose [kGy] the samples display higher heat resistance or crosslink level, expressed by lower hot set values. It is also evident, that samples with a higher EPDM content show a higher crosslink response to radiation. The amount of crosslinking in an invented formulations can be adjusted by the crosslink level and also by formulation. It is also seen, that even with filler loadings of up to 90 phr, crosslinking occurs at high rates and with good adjustability.

The last column of Table 8 gives the results of heat weld tests. The sample sheets were heat welded, according to common building and construction practice, with a LEISTER TRIAC-S heat welding system. The surfaces of the sample sheets were pre-cleaned with acetone and heat welded using a 20 mm wide die nozzle, at a welder set temperature of 320°C. The samples were stored at ambient conditions for 24 hours, and "1.5 cm wide" test pieces were cut perpendicular to the welding seam and tensile tested. Samples were rated satisfactory, as is common practice for building and construction applications, when failure of the samples occurred outside of the welded seam (break at seal).

Table 8 shows, for the formulations with a 60/40 N25/P42 ratio, that the welding properties are excellent for any of the chosen radiation conditions. Though the formulations display the hot set of thermoset materials, they can still be heat welded with excellent welding strength. Formulations with a 70/30 N25/P42 ratio show good welding up to 50 kGy radiation. Above this dose, the crosslink density of the intermolecular network becomes too dense, as also indicated by the hot set data, and the formulations loose weldability. These results outline the processing and formulation window of the invention, and demonstrate the broad spectrum of novel filled and unfilled formulations that are favorably heat weldable while actually having a thermoset backbone.

Table 8: Hot Set and Welding Studies on Extruded Membranes

Run/Form- ulation #	N25P / PE42 Ratio	Flame Retard- ant	Radiation Unit	Radia- tion Voltage [keV]	Radia- tion Dose [kGy]	Hot Set (200°C, 20 N/cm ² , 15 min) [%]	Welding performance: pass = failure outside of weld seam
1	70/30	Yes	VIRGIN			Break	pass
1	70/30	Yes	LEONI- STUDER	1000	25	400	pass
1	70/30	Yes	LEONI- STUDER	1000	50	50	pass
1	70/30	Yes	LEONI- STUDER	1000	75	30	fail
1	70/30	Yes	LEONI- STUDER	1000	100	20	fail
1	70/30	Yes	LEONI- STUDER	1000	125	20	fail
2	70/30	No	VIRGIN			Break	pass
2	70/30	No	LEONI- STUDER	1000	25	Break	pass
2	70/30	No	LEONI- STUDER	1000	50	70	pass
2	70/30	No	LEONI- STUDER	1000	75	50	fail
2	70/30	No	LEONI- STUDER	1000	100	40	fail
2	70/30	No	LEONI- STUDER	1000	125	40	fail
3	60/40	Yes	VIRGIN		VIRGIN	Break	pass
3	60/40	Yes	ENERGY SCIENCE	175	100		pass
3	60/40	Yes	ENERGY SCIENCE	175	140		pass
3	60/40	Yes	ENERGY SCIENCE	175	200		pass
3	60/40	Yes	LEONI- STUDER	1000	25	Break	pass
3	60/40	Yes	LEONI- STUDER	1000	50	220	pass
3	60/40	Yes	LEONI- STUDER	1000	75	85	pass
3	60/40	Yes	LEONI- STUDER	1000	100	45	pass
3	60/40	Yes	LEONI- STUDER	1000	125	25	pass

WHAT IS CLAIMED:

1. A film comprising at least one layer formed from a composition comprising the following components:
 - 5 A) at least one polymer selected from the group consisting of the following:
 - i) an ethylene-based polymer,
 - ii) an ethylene/a-olefin/diene interpolymers, and
 - ii) a C4-C10 olefin-based polymer;
 - B) at least one polymer selected from the group consisting of a
10 propylene/ethylene interpolymers and a propylene/a-olefin interpolymers; and
wherein the film is crosslinked using radiation and/or chemicals.
2. A film comprising at least one layer formed from a composition comprising component A), and at least one layer formed from a composition comprising component
15 B) as follows:
 - A) at least one polymer selected from the group consisting of the following:
 - i) an ethylene-based polymer,
 - ii) an ethylene/a-olefin/diene interpolymers, and
 - ii) a C4-C10 olefin-based polymer;
 - 20 B) at least one polymer selected from the group consisting of a
propylene/ethylene interpolymers and a propylene/a-olefin interpolymers; and
wherein the film is crosslinked using radiation and/or chemicals.
3. The film of Claim 1 or Claim 2, wherein Component B is a propylene/ethylene
25 interpolymers, and wherein the propylene/ethylene interpolymers comprises from 70 to 96 weight percent polymerized propylene, based on the total weight of interpolymers, and from 4 to 30 weight percent polymerized ethylene, based on the total weight of interpolymers.
- 30 4. The film of Claim 3, wherein the propylene/ethylene interpolymers has a density from 0.86 g/cc to 0.93 g/cc.

5. The film of Claim 3 or Claim 4, wherein the propylene/ethylene interpolymers has a melt flow rate (MFR) from 2 g/10 min to 30 g/10 min.
6. The film of any of the preceding claims, wherein Component B is present in an amount from 5 to 50 weight percent, preferably from 10 to 40 weight percent, based on the total weight of the composition.
7. The film of Claim 6, wherein Component A is present in an amount from 50 to 95 weight percent, preferably from 60 to 90 weight percent based on the total weight of the composition.
8. The film of any of any of the preceding claims, wherein Component A is an ethylene-based polymer.
9. The film of any of the preceding claims, wherein Component A has a density from 0.850 g/cc to 0.965 g/cc.
10. The film of any of Claim 8 or Claim 9, wherein Component A has a melt index (12) from 0.5 g/10 min to 40 g/10 min.
11. The film of any of Claims 1-7, wherein the Component A is an ethylene/ α -olefin/diene interpolymers.
12. The film of Claim 11, wherein the ethylene/ α -olefin/diene interpolymers has a density from 0.85 g/cc to 0.91 g/cc.
13. The film of Claim 11 or Claim 12, wherein the ethylene/ α -olefin/diene interpolymers has a melt index (12) from 0.5 g/10 min to 40 g/10 min.

14. A film comprising at least one layer formed from a composition comprising at least one polymer selected from the group consisting of a propylene/ethylene interpolymer and a propylene/a-olefin interpolymer; and

5 wherein the propylene/ethylene interpolymer comprises from 70 to 96 weight percent polymerized propylene, based on the total weight of interpolymer, and from 4 to 30 weight percent polymerized ethylene, based on the total weight of interpolymer; and

wherein the propylene/a-olefin interpolymer comprises from 70 to 96 weight percent polymerized propylene, based on the total weight of interpolymer, and from 4 to 30 weight percent polymerized a-olefin, based on the total weight of interpolymer; and

10 wherein the film is crosslinked using radiation and/or chemicals.

15 15. A perforated film, comprising at least three layers, an inner layer and two outer layers, and wherein at least one layer is formed from a composition comprising at least one polymer selected from the group consisting of a propylene/ethylene interpolymer and a propylene/a-olefin interpolymer; and

wherein, when the film is exposed to an elevated temperature, the at least one inner layer softens or melts to such an extent, that upon exposure to a compression force, a sufficient number of perforations are sealed in the inner layer, to impart an increased moisture barrier to the film composition, and

20 wherein, the layers of the film composition have perforations with a common center, and

wherein the film is crosslinked using radiation and/or chemicals.

25 16. The film of any of the preceding claims, wherein the film is crosslinked using electron beam radiation at a dosage from 5 kGy to 400 kGy.

17. The film of any of Claims 1-15, wherein the film is crosslinked with an E-beam radiation, set at a voltage from 50 keV to 5 MeV.

30 18. The film of any of the preceding claims, wherein the film has a hot set elongation value from 10 percent to 200 percent, preferably from 50 percent to 100 percent.

19. The film of any of the preceding claims, wherein the film has a hot set from 0 percent to 200 percent, preferably from 20 percent to 100 percent.
20. The film of any of the preceding claims, wherein the film has a seal strength
5 greater than, or equal to, 10 N/15 mm, preferably greater than, or equal to, 20 N/15 mm.

1/5
FIG. 1

Average Heat Seal Strength
50 micron Blown Film
Elite 5882

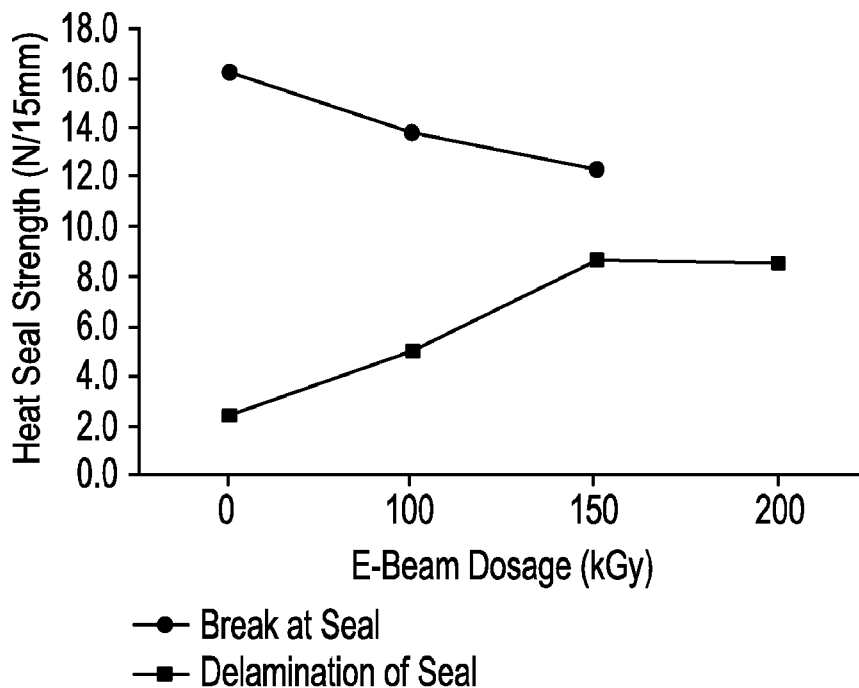
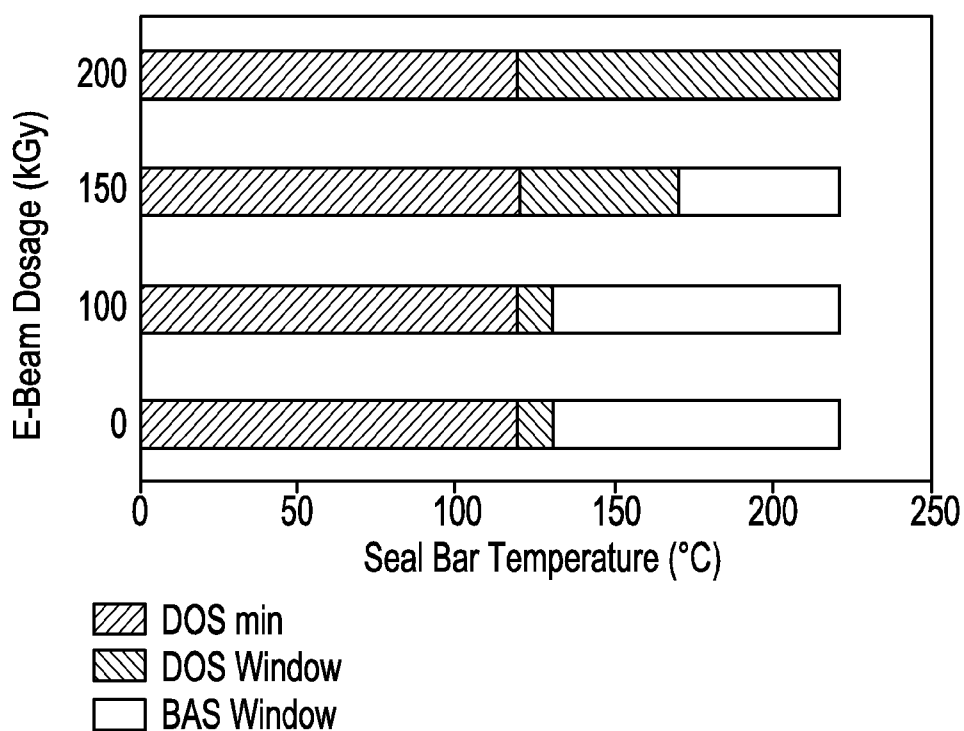


FIG. 2

Heat Sealing Window
Delamination at Seal (DOS) and Break at Seal (BAS)
Elite 5882



2/5
FIG. 3

Average Heat Seal Strength
50 micron Blown Film
Elite 5400G

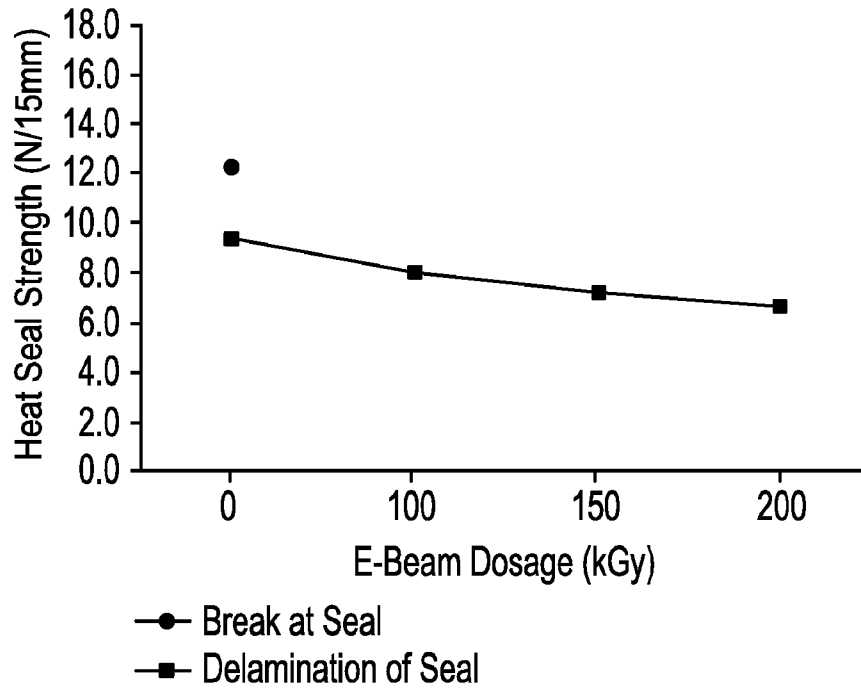
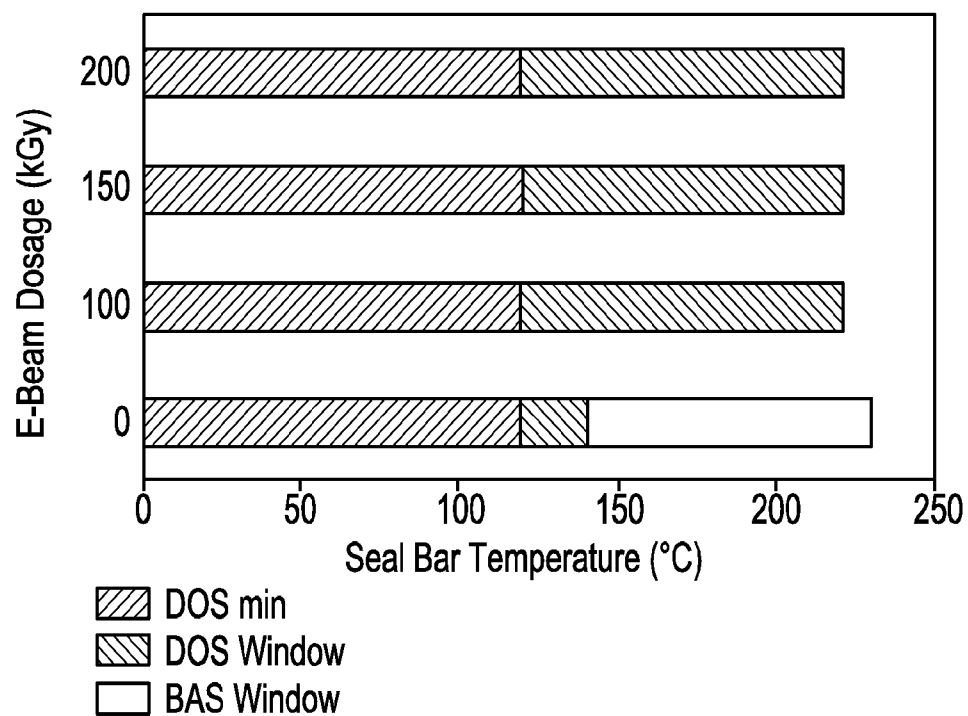


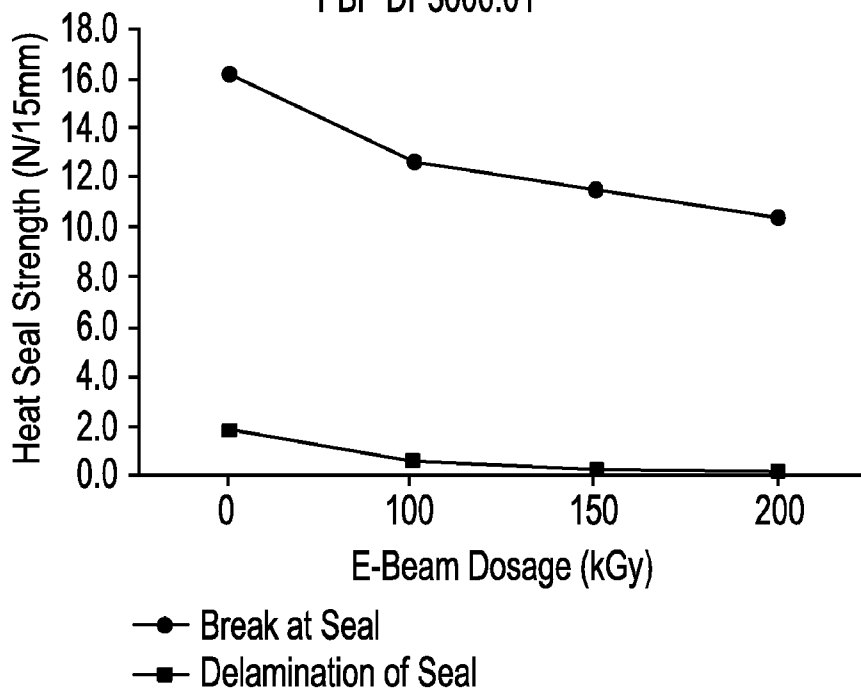
FIG. 4

Sealing Type
Delamination of Seal (DAF) vs. Break at Seal (BAS)
Elite 5400G

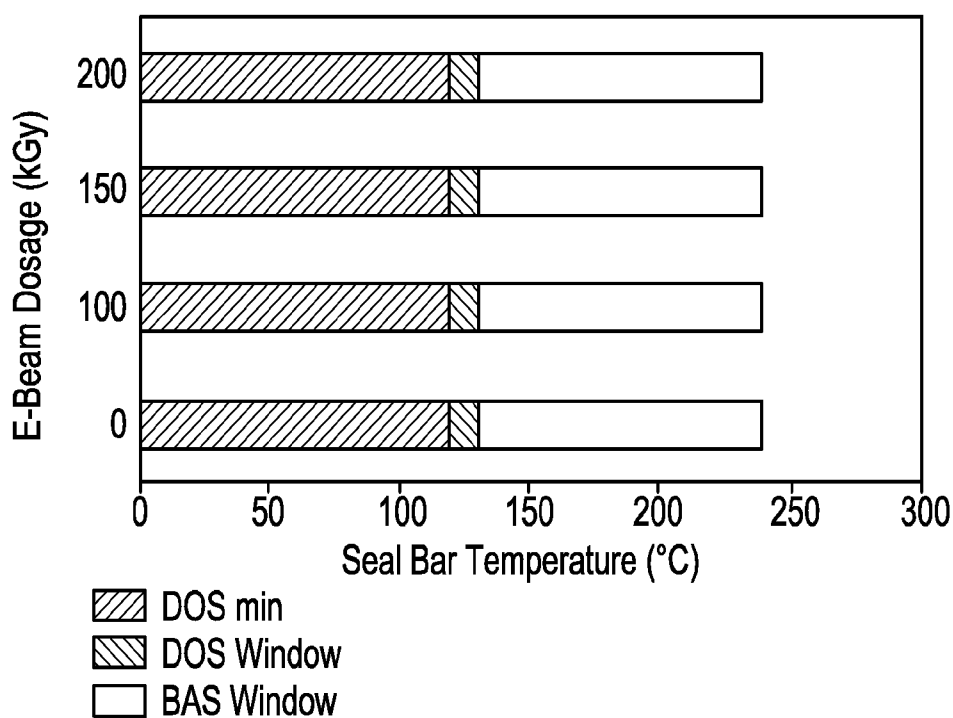


3/5
FIG. 5

Average Heat Seal Strength
50 micron Blown Film
PBP DP3000.01

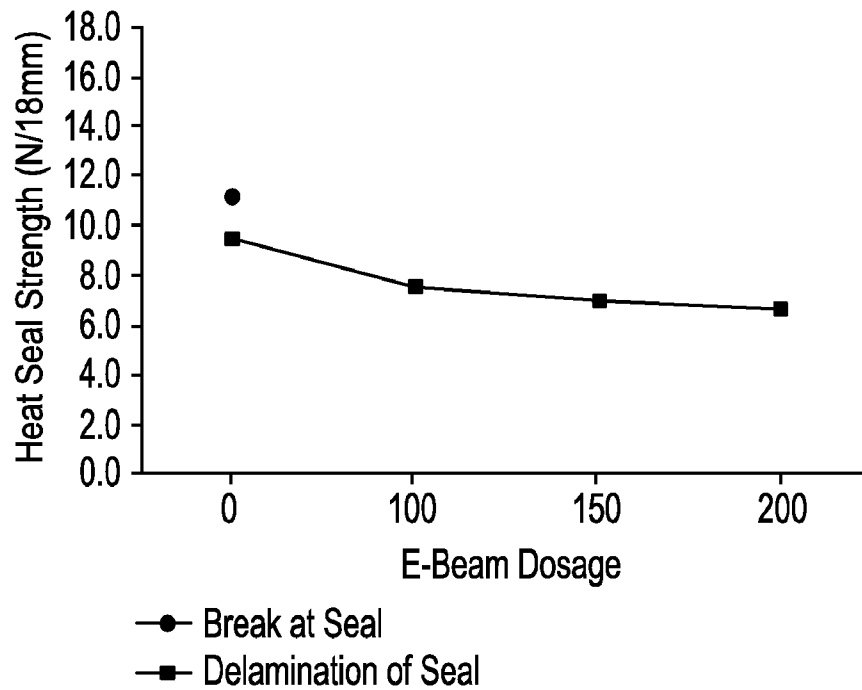
**FIG. 6**

Heat Seal Type
Delamination of Seal (DOF) vs. Break at Seal (BAS)
PBP DP3000.01



4/5
FIG. 7

Average Heat Seal Strength
50 micron Blown Film
Blend DOWLEX NG5056E-NORDEL 4820 (90:10)

**FIG. 8**

Heat Seal Type
Delamination of Seal (DOS) vs. Break of Seal (BOS)
Blend DOWLEX NG5056E - NORDEL 4820 (90:10%)

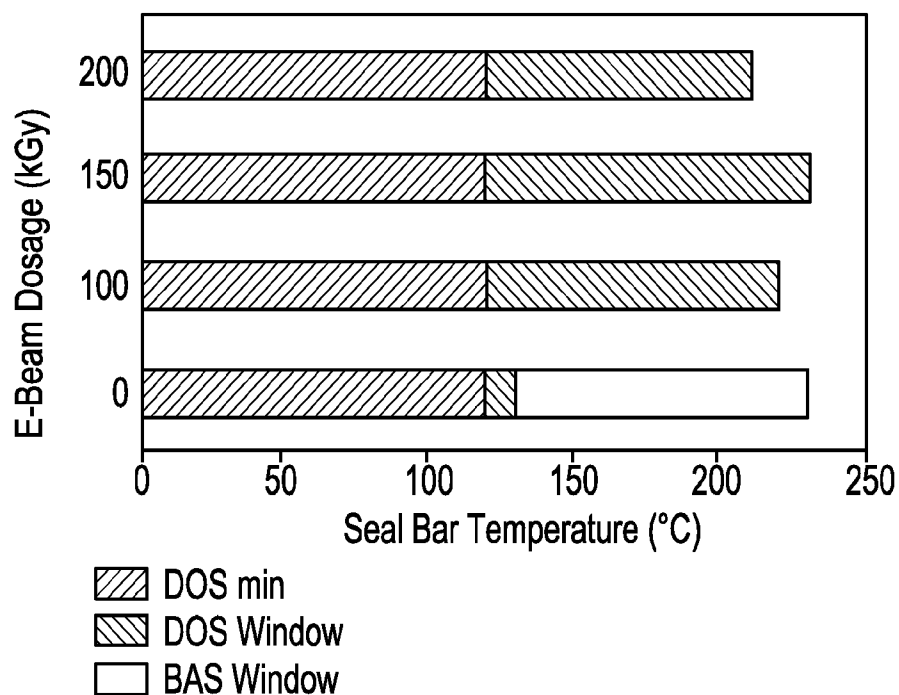
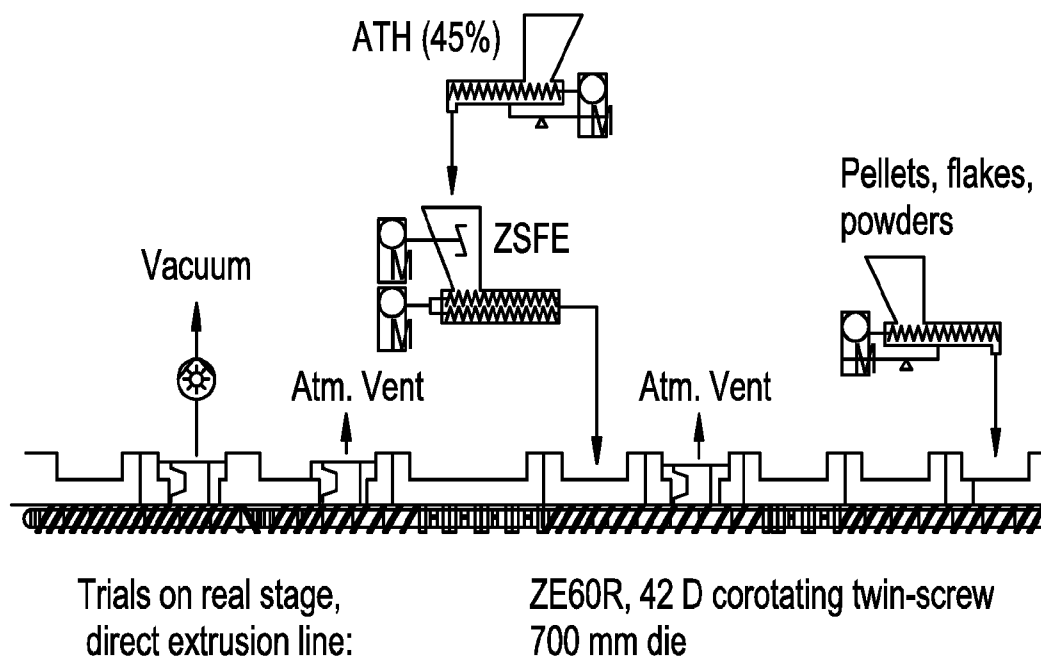


FIG. 9



INTERNATIONAL SEARCH REPORT

International application No

PCT/US2009/050348

A. CLASSIFICATION OF SUBJECT MATTER

INV. C08L23/14

ADD. C08L23/04

C08L23/16

C08L23/18

C08J5/18

C08J3/24

C08J3/28

B32B27/32

B32B27/08

B32B3/24

According to International Patent Classification (IPC) or to both national classification and IPC

B. FIELDS SEARCHED

Minimum documentation searched (classification system followed by classification symbols)

C08L C08J B32B

Documentation searched other than minimum documentation to the extent that such documents are included in the fields searched

Electronic data base consulted during the international search (name of data base and, where practical, search terms used)

EPO-Internal , WPI Data

C. DOCUMENTS CONSIDERED TO BE RELEVANT

Category	Citation of document, with indication, where appropriate, of the relevant passages	Relevant to claim No.
A	US 5 993 922 A (BABROWICZ ROBERT [US] ET AL) 30 November 1999 (1999-11-30) col umn 4, line 54 - col umn 5, line 19 examples 37, 38	1, 3-13, 16-20
X	US 4 044 187 A (KREMKAU WILLIAM P) 23 August 1977 (1977-08-23) col umn 3, line 22 - col umn 4, line 11	1, 3-13 , 16-20
X	US 4 391 862 A (BORNSTEIN NORMAN D ET AL) 5 July 1983 (1983-07-05) col umn 3, line 21 - line 54 - column 4, line 59 - column 5, line 22 column 6, line 61 - col umn 7, line 18 ----- -/--	1, 3-13, 16-20



Further documents are listed in the continuation of Box C.



See patent family annex.

* Special categories of cited documents :

"A" document defining the general state of the art which is not considered to be of particular relevance

"E" earlier document but published on or after the international filing date

"L" document which may throw doubts on priority claim(s) or which is cited to establish the publication date of another citation or other special reason (as specified)

"O" document referring to an oral disclosure, use, exhibition or other means

"P" document published prior to the international filing date but later than the priority date claimed

"T" later document published after the international filing date or priority date and not in conflict with the application but cited to understand the principle or theory underlying the invention

"X" document of particular relevance; the claimed invention cannot be considered novel or cannot be considered to involve an inventive step when the document is taken alone

"Y" document of particular relevance; the claimed invention cannot be considered to involve an inventive step when the document is combined with one or more other such documents, such combination being obvious to a person skilled in the art.

"&" document member of the same patent family

Date of the actual completion of the international search

25 September 2009

Date of mailing of the international search report

07/01/2010

Name and mailing address of the ISA/

European Patent Office, P.B. 5818 Patentlaan 2
NL - 2280 HV Rijswijk
Tel. (+31-70) 340-2040,
Fax: (+31-70) 340-3016

Authorized officer

Lichau , Holger

INTERNATIONAL SEARCH REPORT

International application No
PCT/US2009/050348

C(Continuation). DOCUMENTS CONSIDERED TO BE RELEVANT

Category*	Citation of document, with indication, where appropriate, of the relevant passages	Relevant to claim No.
X	US 4 448 792 A (SCHIRMER HENRY G [US]) 15 May 1984 (1984-05-15) column 3, line 52 - column 4, line 3 column 4, line 22 - column 5, line 2 column 5, line 32 - line 51 -----	1,3-13, 16-20
X	US 5 298 302 A (BOICE PETER R [US]) 29 March 1994 (1994-03-29) column 3, line 50 - column 4, line 2 column 4, line 31 - column 5, line 19 column 6, line 5 - line 46 -----	1,3-13, 16-20
X	DE 10 2006 023743 A1 (TESA AG [DE]) 22 November 2007 (2007-11-22) paragraph [0020] - paragraph [0027] paragraph [0032] - paragraph [0034] paragraph [0044] - paragraph [0049] claims; examples -----	1,3-13, 16-20

INTERNATIONAL SEARCH REPORT

International application No.
PCT/US2009/050348

Box No. II Observations where certain claims were found unsearchable (Continuation of item 2 of first sheet)

This international search report has not been established in respect of certain claims under Article 17(2)(a) for the following reasons:

1. ☐ Claims Nos.:
because they relate to subject matter not required to be searched by this Authority, namely:

2. ☐ Claims Nos.:
because they relate to parts of the international application that do not comply with the prescribed requirements to such an extent that no meaningful international search can be carried out, specifically:

3. ☐ Claims Nos.:
because they are dependent claims and are not drafted in accordance with the second and third sentences of Rule 6.4(a).

Box No. III Observations where unity of invention is lacking (Continuation of item 3 of first sheet)

This International Searching Authority found multiple inventions in this international application, as follows:

see additi onal sheet

1. ☐ As all required additional search fees were timely paid by the applicant, this international search report covers all searchable claims.

2. ☐ As all searchable claims could be searched without effort justifying an additional fees, this Authority did not invite payment of additional fees.

3. ☐ As only some of the required additional search fees were timely paid by the applicant, this international-search report covers only those claims for which fees were paid, specifically claims Nos.:

4. ☒ No required additional search fees were timely paid by the applicant. Consequently, this international search report is restricted to the invention first mentioned in the claims; it is covered by claims Nos.:

1 as well as 3-13 and 16-20 (i n part)

Remark on Protest

- ☐ The additional search fees were accompanied by the applicant's protest and, where applicable, the payment of a protest fee.
- ☐ The additional search fees were accompanied by the applicant's protest but the applicable protest fee was not paid within the time limit specified in the invitation.
- ☒ No protest accompanied the payment of additional search fees.

FURTHER INFORMATION CONTINUED FROM PCT/ISA/ 210

This International Searching Authority found multiple (groups of) inventions in this international application, as follows:

1. claims: 1 as well as 3-13 and 16-20 (in part)

A film comprising at least one layer formed from a composition comprising the following components:

A) at least one polymer selected from the group consisting of the following:

- i) an ethylene-based polymer,
- ii) an ethylene/α-olefin/diene interpolymers, and
- iii) a C₄-C₁₀ olefin-based polymer;

B) at least one polymer selected from the group consisting of a propylene/ethylene interpolymers and a propylene/α-olefin interpolymers; and wherein the film is crosslinked using radiation and/or chemicals.

2. claims: 2 as well as 3-13 and 16-20 (in part)

A film comprising at least one layer formed from a composition comprising component A), and at least one layer formed from a composition comprising component B) as follows:

A) at least one polymer selected from the group consisting of the following:

- i) an ethylene-based polymer,
- ii) an ethylene/α-olefin/diene interpolymers, and
- iii) a C₄-C₁₀ olefin-based polymer;

B) at least one polymer selected from the group consisting of a propylene/ethylene interpolymers and a propylene/α-olefin interpolymers; and wherein the film is crosslinked using radiation and/or chemicals.

3. claims: 14 as well as 16-20 (in part)

A film comprising at least one layer formed from a composition comprising at least one polymer selected from the group consisting of a propylene/ethylene interpolymers and a propylene/α-olefin interpolymers; and wherein the propylene/ethylene interpolymers comprises from 70 to 96 weight percent polymerized propylene, based on the total weight of interpolymers, and from 4 to 30 weight percent polymerized ethylene, based on the total weight of interpolymers; and

wherein the propylene/α-olefin interpolymers comprises from 70 to 96 weight percent polymerized propylene, based on the total weight of interpolymers, and from 4 to 30 weight percent polymerized α-olefin, based on the total weight of interpolymers; and

wherein the film is crosslinked using radiation and/or chemicals.

FURTHER INFORMATION CONTINUED FROM PCT/ISA/ 210

4. claims: 15 as well as 16-20 (in part)

A perforated film, comprising at least three layers, an inner layer and two outer layers, and wherein at least one layer is formed from a composition comprising at least one polymer selected from the group consisting of a propyl ene/ethylene Interpol ymer and a propyl ene/a-olef in interpol ymer; and wherein, when the film is exposed to an elevated temperature, the at least one inner layer softens or melts to such an extent, that upon exposure to a compression force, a sufficient number of perforations are sealed in the inner layer, to impart an increased moisture barrier to the film composition; and wherein the layers of the film composition have perforations with a common center; and wherein the film is crosslinked using radiation and/or chemicals.

INTERNATIONAL SEARCH REPORT

Information on patent family members

International application No

PCT/US2009/050348

Patent document cited in search report		Publication date		Patent family member(s)		Publication date
US 5993922	A	30-11-1999	AT	431244	T	15-05-2009
			WO	9736741	A1	09-10-1997
US 4044187	A	23-08-1977	AU	500418	B2	24-05-1979
			AU	1414276	A	22-12-1977
			BE	842039	A1	16-09-1976
			CA	1069426	A1	08-01-1980
			CH	615114	A5	15-01-1980
			DE	2622185	A1	09-12-1976
			DK	222976	A	23-11-1976
			ES	448091	A1	01-07-1977
			FI	761443	A	23-11-1976
			FR	2311661	A1	17-12-1976
			GB	1516047	A	28-06-1978
			JP	1384455	C	26-06-1987
			JP	51143086	A	09-12-1976
			JP	61047859	B	21-10-1986
			NL	7605388	A	24-11-1976
			NO	761712	A	23-11-1976
			SE	431181	B	23-01-1984
			SE	7605757	A	23-11-1976
US 4391862	A	05-07-1983	AR	242148	A1	31-03-1993
			AU	555732	B2	09-10-1986
			AU	8449482	A	06-01-1983
			BR	8203759	A	21-06-1983
			CA	1172819	A1	21-08-1984
			EP	0069495	A2	12-01-1983
			JP	1736644	C	26-02-1993
			JP	2243324	A	27-09-1990
			JP	4024223	B	24-04-1992
			JP	1692159	C	27-08-1992
			JP	2238945	A	21-09-1990
			JP	3058908	B	06-09-1991
			MX	162370	A	30-04-1991
			NZ	200836	A	13-09-1985
US 4448792	A	15-05-1984	AU	562095	B2	28-05-1987
			AU	1445983	A	02-02-1984
			BE	897379	A1	14-11-1983
			BR	8302679	A	13-11-1984
			CA	1216820	A1	20-01-1987
			DE	3320584	A1	26-01-1984
			DK	340283	A	27-01-1984
			ES	8504870	A1	16-07-1985
			FI	832687	A	27-01-1984
			FR	2530539	A1	27-01-1984
			GB	2124551	A	22-02-1984
			IL	69300	A	30-10-1987
			IT	1163834	B	08-04-1987
			JP	1788903	C	10-09-1993
			JP	4077664	B	09-12-1992
			JP	59022751	A	06-02-1984
			NL	8302000	A	16-02-1984
			NO	832713	A	27-01-1984
			NZ	204018	A	09-05-1986
			SE	461852	B	02-04-1990
			SE	8303985	A	27-01-1984

INTERNATIONAL SEARCH REPORT

Information on patent family members

International application No
PCT/US2009/050348

Patent document cited in search report	Publication date	Patent family member(s)	Publication date
US 4448792	A	ZA 8303271 A	29-02-1984
US 5298302	A	29--03--1994	22-02-1994
		CA 2092984 A1	09-03-1994
		EP 0586160 A1	27-08-1996
		NZ 248205 A	
DE 102006023743 A1	22--11--2007	EP 2024456 A1	18-02-2009
		WO 2007135050 A1	29-11-2007
		JP 2009537647 T	29-10-2009
		US 2009277577 A1	12-11-2009