



US00D709221S

(12) **United States Design Patent**
Tsai et al.

(10) **Patent No.:** **US D709,221 S**

(45) **Date of Patent:** **** Jul. 15, 2014**

(54) **VEHICLE LAMP**

(75) Inventors: **Hsi-Hsien Tsai**, Tainan (TW);
Chao-Ming Chang, Tainan (TW)

(73) Assignee: **Lucidity Enterprise Co., Ltd.**, Annan
District, Tainan (TW)

(**) Term: **14 Years**

(21) Appl. No.: **29/426,942**

(22) Filed: **Jul. 12, 2012**

(51) **LOC (10) Cl.** **26-06**

(52) **U.S. Cl.**
USPC **D26/28; D26/31**

(58) **Field of Classification Search**
USPC D26/28-36; 362/459-468, 475-478,
362/485-487

See application file for complete search history.

(56) **References Cited**

U.S. PATENT DOCUMENTS

D326,282 S * 5/1992 Spoljaric D20/10
D483,505 S * 12/2003 Schwerdtmann D26/31
D678,564 S * 3/2013 Janssen D26/28

* cited by examiner

Primary Examiner — Marcus Jackson

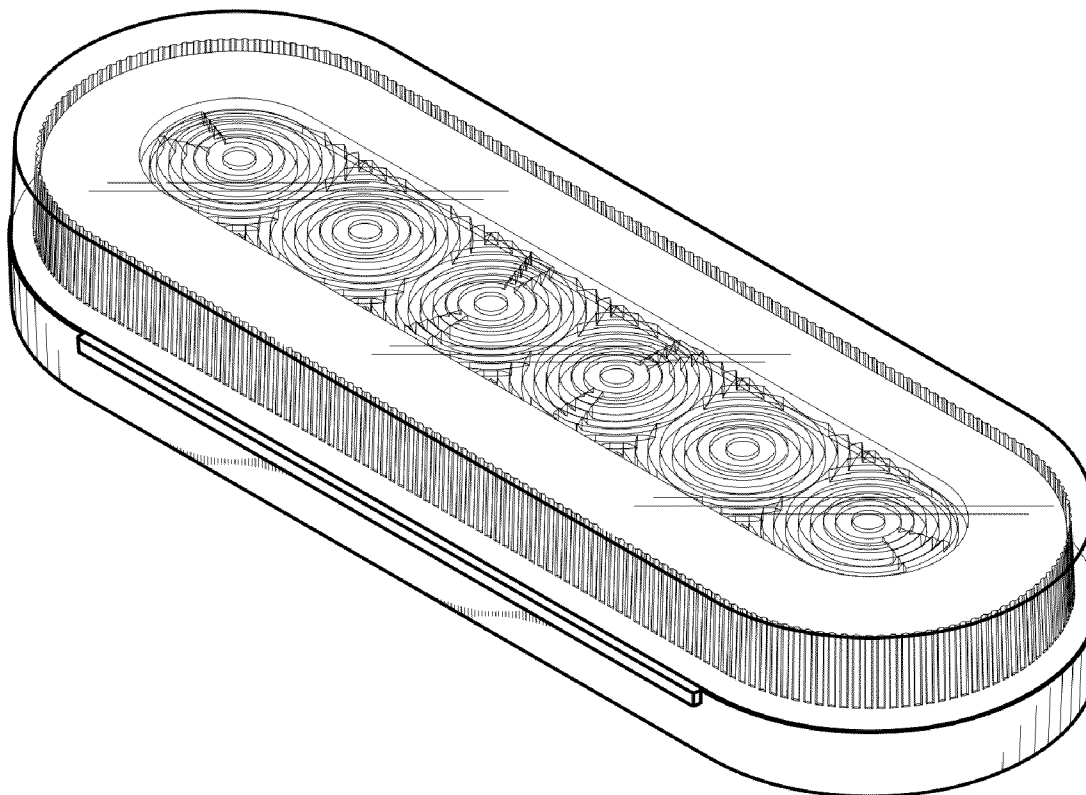
(57) **CLAIM**

The ornamental design for a vehicle lamp, as shown and described.

DESCRIPTION

FIG. 1 is a perspective view of a vehicle lamp showing my design;
FIG. 2 is a front elevational view thereof;
FIG. 3 is a rear elevational view thereof;
FIG. 4 is a left side elevational view thereof;
FIG. 5 is a right side elevational view thereof;
FIG. 6 is a top plan view thereof; and,
FIG. 7 is a bottom plan view.

1 Claim, 7 Drawing Sheets



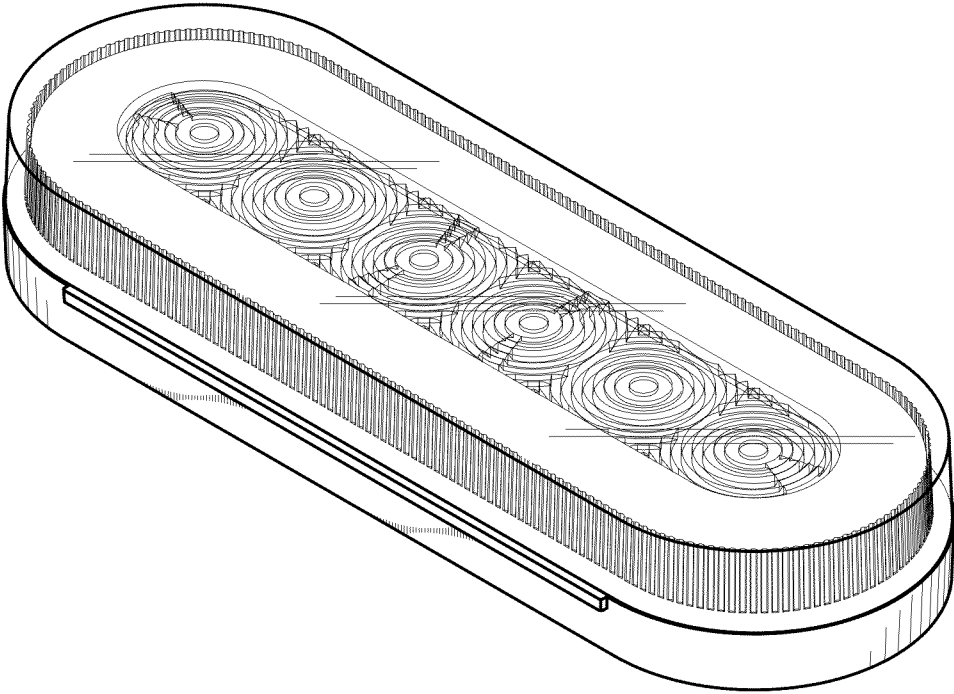


FIG.1

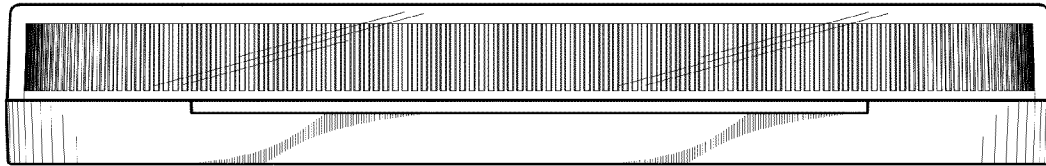


FIG.2

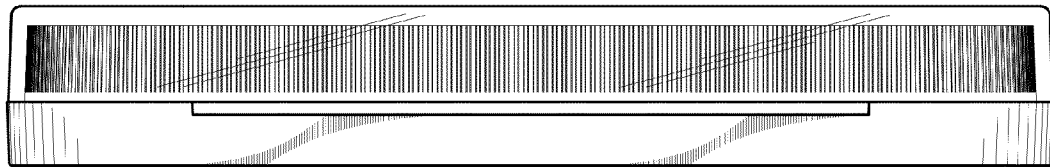


FIG.3

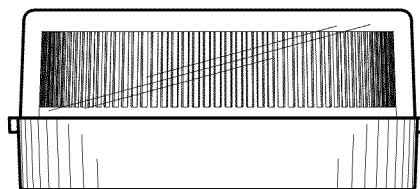


FIG.4

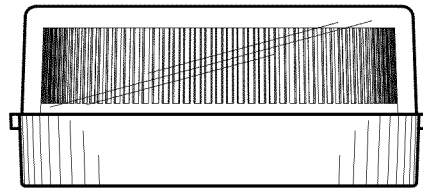


FIG.5

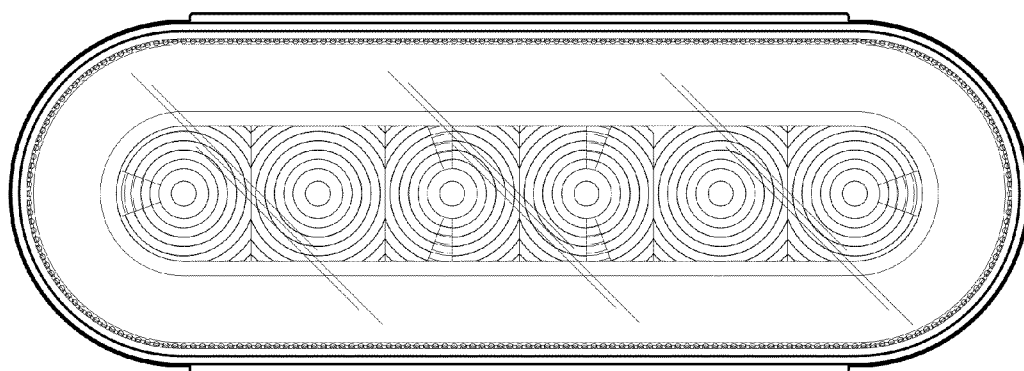


FIG.6

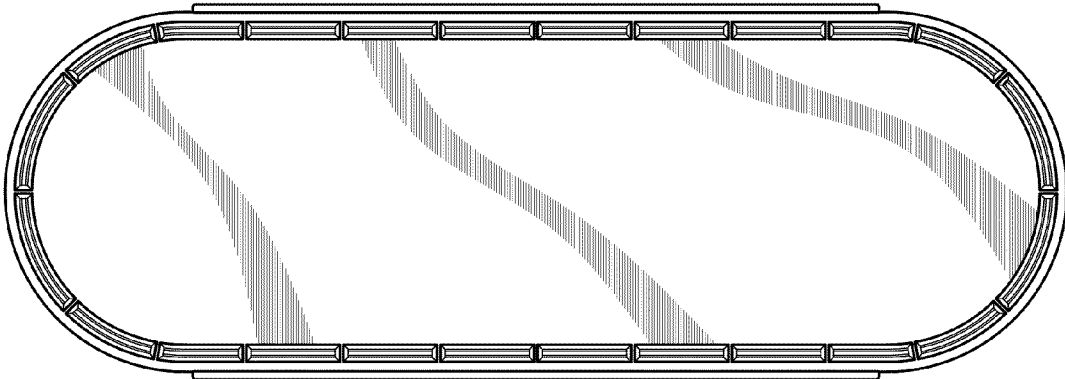


FIG.7