



(51) International Patent Classification:

C12N 1/20 (2006.01) C12N 15/74 (2006.01)

(21) International Application Number:

PCT/US2013/054422

(22) International Filing Date:

9 August 2013 (09.08.2013)

(25) Filing Language:

English

(26) Publication Language:

English

(30) Priority Data:

61/682,138 10 August 2012 (10.08.2012) US
 61/682,127 10 August 2012 (10.08.2012) US

(71) Applicant (for all designated States except US): OPX BIOTECHNOLOGIES, INC. [US/US]; 2425 55th Street, Suite 100, Boulder, CO 80301 (US).

(72) Inventors; and

(71) Applicants (for US only): LIAO, Hans [US/US]; 2157 Holyoke Lane, Superior, CO 80027 (US). SPINDLER, Eileen [US/US]; 10449 Isabelle Road, Lafayette, CO 80026 (US). WARNER, Joseph, R. [US/US]; 258 Vista Marina, San Clemente, CA 92672 (US). LOUIE, Michael [CA/US]; 4597 Winona Place, Broomfield, CO 80020 (US). RIBBLE, Wendy [US/US]; 5827 West 80th Circle, Arvada, CO 80003 (US). PRATHER, Brittney [US/US]; 2425 55th Street, Suite 100, Boulder, CO 80301 (US). EVANS, Ron [US/US]; 2425 55th Street, Suite 100,

Boulder, CO 80301 (US). LIPSCOMB, Tanya, E. W. [US/US]; 5333 Euclid Avenue, Boulder, CO 80303 (US). LYNCH, Michael, D. [US/US]; 12120 Melody Drive, #307, Westminster, CO 80234 (US).

(74) Agents: HARRADINE, Kelly et al.; Wilson Sonsini Goodrich & Rosati, 650 Page Mill Road, Palo Alto, CA 94304-1050 (US).

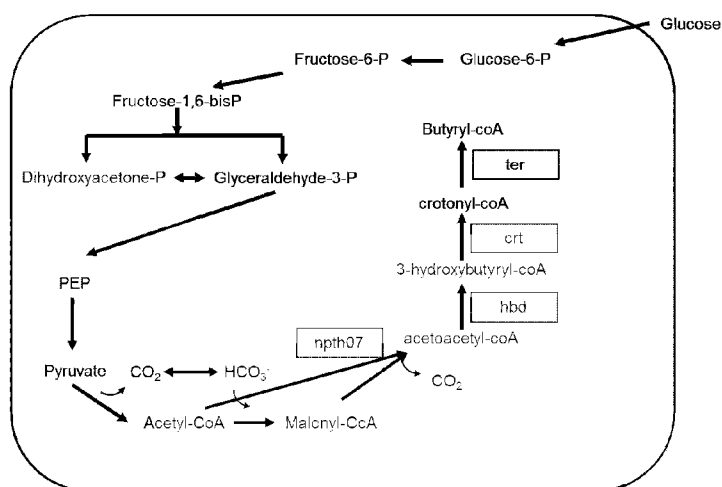
(81) Designated States (unless otherwise indicated, for every kind of national protection available): AE, AG, AL, AM, AO, AT, AU, AZ, BA, BB, BG, BH, BN, BR, BW, BY, BZ, CA, CH, CL, CN, CO, CR, CU, CZ, DE, DK, DM, DO, DZ, EC, EE, EG, ES, FI, GB, GD, GE, GH, GM, GT, HN, HR, HU, ID, IL, IN, IS, JP, KE, KG, KN, KP, KR, KZ, LA, LC, LK, LR, LS, LT, LU, LY, MA, MD, ME, MG, MK, MN, MW, MX, MY, MZ, NA, NG, NI, NO, NZ, OM, PA, PE, PG, PH, PL, PT, QA, RO, RS, RU, RW, SA, SC, SD, SE, SG, SK, SL, SM, ST, SV, SY, TH, TJ, TM, TN, TR, TT, TZ, UA, UG, US, UZ, VC, VN, ZA, ZM, ZW.

(84) Designated States (unless otherwise indicated, for every kind of regional protection available): ARIPO (BW, GH, GM, KE, LR, LS, MW, MZ, NA, RW, SD, SL, SZ, TZ, UG, ZM, ZW), Eurasian (AM, AZ, BY, KG, KZ, RU, TJ, TM), European (AL, AT, BE, BG, CH, CY, CZ, DE, DK, EE, ES, FI, FR, GB, GR, HR, HU, IE, IS, IT, LT, LU, LV, MC, MK, MT, NL, NO, PL, PT, RO, RS, SE, SI, SK, SM,

[Continued on next page]

(54) Title: MICROORGANISMS AND METHODS FOR THE PRODUCTION OF FATTY ACIDS AND FATTY ACID DERIVED PRODUCTS

Figure 2



(57) Abstract: This invention relates to metabolically engineered microorganism strains, such as bacterial strains, in which there is an increased utilization of malonyl-CoA for production of a fatty acid or fatty acid derived product, wherein the modified microorganism produces fatty acyl-CoA intermediates via a malonyl-CoA dependent but malonyl-ACP independent mechanism.



TR), OAPI (BF, BJ, CF, CG, CI, CM, GA, GN, GQ, GW, —
KM, ML, MR, NE, SN, TD, TG).

*before the expiration of the time limit for amending the
claims and to be republished in the event of receipt of
amendments (Rule 48.2(h))*

Published:

— *with international search report (Art. 21(3))*

MICROORGANISMS AND METHODS FOR THE PRODUCTION OF FATTY ACIDS AND FATTY ACID DERIVED PRODUCTS

CROSS-REFERENCE TO RELATED APPLICATIONS

[0001] This application claims priority to provisional applications: U.S. Application No. 61/682,127 filed on August 10, 2012 and U.S. Application No 61/682,138 filed on August 10, 2012.

STATEMENT AS TO FEDERALLY SPONSORED RESEARCH

[0002] This invention was made with Government support under DE-AR0000088 awarded by the United States Department of Energy. The Government has certain rights in this invention.

FIELD OF THE INVENTION

[0003] This invention relates to metabolically engineered microorganisms, such as bacterial strains, in which there is an increased utilization of malonyl-CoA for production of a fatty acid or fatty acid derived product, through a malonyl-CoA dependent, but malonyl-ACP independent metabolic pathway. These products may include aldehydes, alcohols, alkanes, alkenes, and diacids and further downstream products made from such chemical products. Also, genetic modifications may be made to provide one or more chemical products.

INCORPORATION BY REFERENCE

[0004] All applications, patents, and publications listed herein are hereby incorporated by reference in their entirety and for all purposes.

BACKGROUND OF THE INVENTION

[0005] With increasing acceptance that petroleum hydrocarbon supplies are decreasing and their costs are ultimately increasing, interest has increased for developing and improving industrial microbial systems for production of chemicals and fuels. Such industrial microbial systems could completely or partially replace the use of petroleum hydrocarbons for production of certain chemicals.

[0006] Numerous chemicals are produced through such means, ranging from antibiotic and anti-malarial pharmaceutical products to fine chemicals to fuels such as ethanol. However, there is still a commercial need in modified microorganisms that are adapted to produce a chemical product having malonyl-CoA as a substrate in the microbial production pathway of

that chemical product, such as but not limited to various fatty acids and fatty acid derived products.

SUMMARY OF THE INVENTION

[0007] According to one embodiment, the invention is directed to a method for producing a fatty acid or fatty acid derived product including but not limited to a fatty acid, an alcohol, aldehyde, alkane, alkene or diacid, said method comprising i) combining a carbon source and a microorganism cell culture to produce such fatty acid or fatty acid derived product, wherein a) said cell culture comprises an inhibitor of fatty acid synthase or said microorganism is genetically modified for reduced enzymatic activity in the microorganism's fatty acid synthase pathway; or b) wherein said microorganism is genetically modified for increased enzymatic activity in the microorganism's malonyl-CoA dependent, malonyl-ACP independent, fatty acyl-CoA metabolic pathway ("MDMIFAA") This pathway is also referred to herein as malonyl-CoA dependent, but malonyl-ACP independent, fatty acyl-CoA metabolic pathway. Such increase in the microorganism's malonyl-CoA dependent, malonyl-ACP independent fatty acyl-CoA metabolic pathway can be achieved by an increased activity or expression of a gene or a pathway comprising an acetoacetyl-CoA synthase, a ketoacyl-CoA synthase (or elongase), an enoyl-CoA reductase, a ketoacyl-CoA reductase and/or a 3-hydroxyacyl-CoA dehydratase in combination with a decrease in expression or activity of acetoacetyl-CoA thiolase. Alternatively, increased activity in the microorganism's malonyl-CoA dependent, malonyl-ACP independent fatty acyl-CoA metabolic pathway can be achieved by an increased expression of a gene or a pathway comprising an acetoacetyl-CoA synthase, a ketoacyl-CoA thiolase, a enoyl-CoA reductase, a ketoacyl-CoA reductase and/or a 3-hydroxyacyl-CoA dehydratase in combination with a decrease in expression or activity of acetoacetyl-CoA thiolase. In various aspects, the carbon source provided to the microorganism has a ratio of carbon-14 to carbon-12 of about 1.0×10^{-14} or greater.

[0008] The carbon source according to the invention may be predominantly glucose, sucrose, fructose, dextrose, lactose, xylose, other cellulosic sugars or a combination thereof.

Alternatively, the carbon source is glycerol.

[0009] In various embodiments, the increase in production of the fatty acid or fatty acid derived product is at least 20 percent, at least 50 percent, at least 75 percent, at least 100 percent, or at least 150 percent above the production of the product in a microorganism that does not comprise the genetic modifications and/or culture system features of the invention.

[0010] In certain embodiments, the cell culture comprises an inhibitor of fatty acid synthase or the microorganism is genetically modified for reduced enzymatic activity in the microorganism's fatty acid synthase pathway. For example, the inhibitor of a fatty acid synthase may be selected from the group consisting of thiolactomycin, triclosan, cerulenin, thienodiazaborine, isoniazid, and analogs thereof. Included within the invention are embodiments where the cell culture comprises a genetically modified microorganism. The genetically modified microorganism can be modified for a trait selected from reduced enzymatic activity in the microorganism's fatty acid synthase pathway, increased enzymatic activity in one or more enzymes of the malonyl-CoA dependent, malonyl-ACP independent fatty acyl-CoA metabolic pathway, increased enzymatic activity in the microorganism's fatty acyl-CoA thioesterase activity, increased enzymatic activity in the microorganism's acetoacetyl-CoA synthase activity, decreased enzymatic activity in the microorganism's acetoacetyl-CoA thiolase activity, increased enzymatic activity in the microorganism's acetyl-CoA carboxylase pathway, and combinations thereof. For example, the genetically modified microorganism can be modified for reduced enzymatic activity in the microorganism's fatty acid synthase pathway. Alternatively, the reduced enzymatic activity is a reduction in enzymatic activity in an enzyme selected from the group consisting of beta-ketoacyl-ACP reductase, 3-hydroxyacyl-ACP dehydratase, or enoyl-ACP reductase. In various aspects, the reduced enzymatic activity in the microorganism's fatty acid synthase pathway occurs via introduction of a heterologous nucleic acid sequence coding for an inducible promoter operably linked to a sequence coding for a enzyme in the fatty acid synthase pathway or homolog thereof, or a heterologous nucleic acid sequence coding for an enzyme in the fatty acid synthase pathway or homolog thereof with reduced activity. In various aspects, the enzyme in the fatty acid synthase pathway or homolog thereof is a polypeptide with temperature-sensitive beta-ketoacyl-ACP or temperature-sensitive enoyl-ACP reductase activity. In *E. coli*, these temperature-sensitive mutant genes could include *fabI*^{ts}(S241F), *fabB*^{ts}(A329V) or *fabD*^{ts}(W257Q).

In various embodiments, the increased enzymatic activity in the microorganism's malonyl-CoA dependent, but malonyl-ACP independent fatty acyl-CoA metabolic pathway may occur via increased expression of feedback resistant enzymes including pantothenate kinase or pyruvate dehydrogenase. In *E. coli*, these feedback resistant mutant genes could include *coaA*(R106A) and *lpd*(E354K) respectively.

[0011] In various embodiments, the increased enzymatic activity in the microorganism's malonyl-CoA dependent, malonyl-ACP independent fatty acyl-CoA metabolic pathway may

occur via increased expression of a pathway comprising an acetoacetyl-CoA synthase, a ketoacyl-CoA thiolase, a enoyl-CoA reductase, a ketoacyl-CoA reductase and a 3-hydroxyacyl-CoA dehydratase. The enoyl-CoA reductase can either utilize the cofactor NADH or NADPH or alternatively both NADPH and NADH. In addition, the ketoacyl-CoA reductase can either utilize the cofactor NADH or NADPH or alternatively both NADPH and NADH.

[0012] In various embodiments, the increased enzymatic activity in the microorganism's malonyl-CoA dependent, but malonyl-ACP independent fatty acyl-CoA metabolic pathway may occur via increased expression of a pathway comprising an acetoacetyl-CoA synthase, a ketoacyl-CoA synthase (or elongase), an enoyl-CoA reductase, a ketoacyl-CoA reductase and a 3-hydroxyacyl-CoA dehydratase. The enoyl-CoA reductase can either utilize the cofactor NADH or NADPH or alternatively both NADPH and NADH. In addition, the ketoacyl-CoA reductase can either utilize the cofactor NADH or NADPH or alternatively both NADPH and NADH.

[0013] In various embodiments, the increased production of fatty acid or fatty acid derived products through the microorganism's malonyl-CoA dependent, but malonyl-ACP independent fatty acyl-CoA metabolic pathway can occur through reduction in the acetoacetyl-CoA thiolase activity, either via gene deletion, disruption or genetic mutation.

[0014] In various embodiments, the increased production of fatty acid or fatty acid derived products through the microorganism's malonyl-CoA dependent, but malonyl-ACP independent fatty acyl-CoA metabolic pathway can occur through reduction in trigger factor activity or in the activity of a molecular chaperone involved in cell division, either via gene deletion, disruption or genetic mutation of an microorganisms tig gene.

[0015] Increased enzymatic activity in the microorganism's NADPH-dependent transhydrogenase pathway may occur by introduction of a heterologous nucleic acid sequence coding for a polypeptide encoding nucleotide transhydrogenase activity.

[0016] In various embodiments, the increased production of fatty acid or fatty acid derived products through the microorganism's malonyl-CoA dependent, but malonyl-ACP independent fatty acyl-CoA metabolic pathway can occur through reduction in fatty acid beta-oxidation activity including but not limited to a reduction in fatty acyl-CoA synthetase or ligase activity via gene deletion, disruption or genetic mutation.

[0017] In various embodiments the increased production of fatty acids or fatty acid derived products can be achieved via overexpression of an enzyme having acetyl-CoA carboxylase activity.

[0018] In various embodiments, the increased intracellular bicarbonate levels occurs by introduction of a heterologous nucleic acid sequence coding for a polypeptide having cyanase and/or carbonic anhydrase activity.

[0019] In various embodiments, the increased production of fatty acids may occur by increasing levels of fatty acyl-CoA thioesterase activity.

[0020] In various embodiments, the increased chain length specificity of a fatty acid product may occur by increasing levels of chain length specific fatty acyl-CoA thioesterase activity and decreasing the activity of fatty acyl-CoA thioesterase activity on undesired fatty acid chain lengths.

[0021] In various embodiments, the increased chain length specificity of fatty acid or fatty acid derived product may occur by increasing levels of chain length specific ketoacyl-CoA thiolase, enoyl-CoA reductase, ketoacyl-CoA reductase or 3-hydroxyacyl-CoA dehydratase activities either individually or in combination. The enoyl-CoA reductase can either utilize the cofactor NADH or NADPH or alternatively both NADPH and NADH. In addition, the ketoacyl-CoA reductase can either utilize the cofactor NADH or NADPH or alternatively both NADPH and NADH.

[0022] In various embodiments, the increased chain length specificity of fatty acid or fatty acid derived product may occur by increasing levels of chain length specific ketoacyl-CoA synthase (or elongase), enoyl-CoA reductase, ketoacyl-CoA reductase or 3-hydroxyacyl-CoA dehydratase activities either individually or in combination. The enoyl-CoA reductase can either utilize the cofactor NADH or NADPH or alternatively both NADPH and NADH. In addition, the ketoacyl-CoA reductase can either utilize the cofactor NADH or NADPH or alternatively both NADPH and NADH.

[0023] In various embodiments, the increased chain length specificity of fatty acid production may occur by increasing levels of chain length specific fatty acyl-CoA thioesterase activity and decreasing the activity of fatty acyl-CoA thioesterase activity on undesired chain lengths.

[0024] Within the scope of the invention are genetically modified microorganism, wherein the microorganism is capable of producing a fatty acid or fatty acid derived product at a specific rate selected from the rates of greater than 0.05 g/gDCW-hr, 0.08g/gDCW-hr, greater than 0.1g/gDCW-hr, greater than 0.13g/gDCW-hr, greater than 0.15g/gDCW-hr, greater than 0.175g/gDCW-hr, greater than 0.2g/gDCW-hr, greater than 0.25g/gDCW-hr, greater than 0.3g/gDCW-hr, greater than 0.35g/gDCW-hr, greater than 0.4g/gDCW-hr, greater than 0.45g/gDCW-hr, or greater than 0.5g/gDCW-hr.

[0025] In various embodiments, the invention includes a culture system comprising a carbon source in an aqueous medium and a genetically modified microorganism according to any one of claims herein, wherein said genetically modified microorganism is present in an amount selected from greater than 0.05 gDCW/L, 0.1 gDCW/L, greater than 1 gDCW/L, greater than 5 gDCW/L, greater than 10 gDCW/L, greater than 15 gDCW/L or greater than 20 gDCW/L, such as when the volume of the aqueous medium is selected from greater than 5 mL, greater than 100 mL, greater than 0.5 L, greater than 1 L, greater than 2 L, greater than 10 L, greater than 250 L, greater than 1000 L, greater than 10,000 L, greater than 50,000 L, greater than 100,000 L or greater than 200,000 L, and such as when the volume of the aqueous medium is greater than 250 L and contained within a steel vessel.

[0026] Variously, the carbon source for such culture systems is selected from dextrose, sucrose, a pentose, a polyol, a hexose, both a hexose and a pentose, and combinations thereof, the pH of the aqueous medium is less than 7.5, the culture system is aerated, such as at an oxygen transfer rate selected from i) greater than 5 mmole/L-hr of oxygen and less than 200 mmole/L-hr oxygen; ii) greater than 5 mmole/L-hr of oxygen and less than 100 mmole/L-hr oxygen; iii) greater than 5 mmole/L-hr of oxygen and less than 80 mmole/L-hr oxygen; and iv) greater than 5 mmole/L-hr of oxygen and less than 50 mmole/L-hr oxygen.

BRIEF DESCRIPTION OF THE DRAWINGS

[0027] The novel features of the invention are set forth with particularity in the claims. A better understanding of the features and advantages of the present invention will be obtained by reference to the following detailed description that sets forth illustrative embodiments, in which the principles of the invention are utilized, and the accompanying drawings of which:

[0028] **FIG. 1** depicts metabolic pathways of a microorganism related to aspects of the present invention, more particularly related to genetic modifications for increasing flux through the intermediate malonyl-CoA.

[0029] **FIG. 2** depicts metabolic pathways of a microorganism related to aspects of the present invention, more particularly related to the production of butyryl-CoA and butyryl-CoA derived products.

[0030] **FIG. 3A** depicts metabolic pathways of a microorganism related to aspects of the present invention, more particularly related to the production of fatty acyl-CoAs, fatty acids and fatty acid derived products.

[0031] **FIG. 3B** depicts metabolic pathways of a microorganism related to aspects of the present invention, more particularly related to the production of fatty acyl-CoAs, fatty acids and fatty acid derived products

[0032] **FIG. 4** depicts the activity of the elongase gene ELO1 in *E. coli*

[0033] **FIG 5** depicts an embodiment of metabolic pathways provided by the present invention for fatty acid bio-production.

[0034] **FIG.6** depicts an embodiment of a microorganism carrying a combination of genetic modification that increases free fatty acid (FFA) bio-production activity.

[0035] **TABLES** also are provided herein and are part of the specification.

DETAILED DESCRIPTION OF THE INVENTION

[0036] The present invention is related to various production methods and/or genetically modified microorganisms that have utility for fermentative production of various chemical products, to methods of making such chemical products that utilize populations of these microorganisms in vessels, and to systems for chemical production that employ these microorganisms and methods. Among the benefits of the present invention is increased specific productivity when such microorganisms produce a chemical product during a fermentation event or cycle. The present invention provides production techniques and/or genetically modified microorganisms to produce a chemical product of interest, such as a fatty acid or fatty acid derived product with one or more means for modulating conversion of malonyl-CoA to fatty acyl molecules, wherein the production pathway comprises an enzymatic conversion step that uses malonyl-CoA as a substrate but does not use malonyl-ACP as a substrate. The means for modulating conversion of malonyl-CoA to fatty acyl molecules is effective to balance carbon flow to microbial biomass with carbon flow to chemical product, and surprisingly affords achievement of elevated specific productivity rates. In particular, fatty acid or fatty acid derived products are produced in a manner dependent on a microorganism's malonyl-CoA dependent and malonyl-ACP independent fatty acid production pathway, in combination with the inhibition of a microorganism's malonyl-ACP dependent fatty acid synthase pathway. The microorganism's malonyl-CoA dependent and malonyl-ACP independent fatty acid production pathway comprises one of two pathways. The first alternative comprises increased expression of a pathway comprising an acetoacetyl-CoA synthase, a ketoacyl-CoA thiolase, an enoyl-CoA reductase, a ketoacyl-CoA reductase and a 3-hydroxyacyl-CoA dehydratase and optionally decreased activity of acetoacetyl-CoA thiolase activity. The second alternative comprises increased expression of a

pathway comprising an acetoacetyl-CoA synthase, a ketoacyl-CoA synthase (or elongase), an enoyl-CoA reductase, a ketoacyl-CoA reductase and a 3-hydroxyacyl-CoA dehydratase and optionally decreased activity of acetoacetyl-CoA thiolase activity. These pathways are used to produce intracellular fatty acyl-CoA products.

[0037] A microorganism's intracellular fatty acyl-CoA product may be in turn on converted to a chemical product including a fatty acid or fatty acid derived product including but not limited to alcohols, aldehydes, alpha olefins and alkanes.

[0038] One chemical product may be a fatty acid of any chain length from 4 to greater than 18 carbons. This group of chemical products includes: butyrate or butyric acid, hexanoate or hexanoic acid, octanoate or octanoic acid, decanoate or decanoic acid, dodecanoate or dodecanoic acid, myristate or myristic acid, palmitate or palmitic acid, palmitoleate or palmitoleic acid, stearate or stearic acid, and oleate or oleic acid. These fatty acid products may be produced from a fatty acyl-CoA intermediate via the activity of a fatty acyl-CoA thioesterase. Alternatively, these fatty acids may be produced from a fatty acyl-CoA intermediate via concerted activities of a fatty acyl-CoA phosphotransferase first producing a fatty acyl-phosphate and then the action of a fatty acid kinase operating to produce a fatty acid from the fatty acyl-phosphate.

[0039] Another chemical product may be a fatty aldehyde of any chain length from 4 to greater than 18 carbons. This group of chemical products includes: butanal, hexanal, octanal, decanal, octanal, decanal, dodecanal, myristaldehyde, palmitaldehyde, palmitoleic aldehyde, stearaldehyde and oleic aldehyde. These aldehyde products may be produced from a fatty acyl-CoA intermediate via the activity of a fatty acyl-CoA reductase or acyl-CoA reductase. Production strains making fatty acids may also be used to produce fatty aldehydes.

[0040] Another chemical product may be a fatty alcohol of any chain length from 4 to greater than 18 carbons. This group of chemical products includes: butanol, hexanol, octanol, decanol, dodecanol, C14 fatty alcohol, C16 fatty alcohol or C18 fatty alcohol. These fatty acid products may be produced from a fatty aldehyde via the activity of an aldehyde reductase. Production strains making fatty acids may also be used to produce fatty alcohols by expressing genes encoding enzymes that convert fatty acyl-CoA or free fatty acids to fatty alcohols. Examples of these enzymes include an alcohol-forming acyl-CoA reductase (EC 1.2.1.-), or a long-chain-fatty-acyl-CoA reductase (EC 1.2.1.50) plus an alcohol dehydrogenase (EC 1.1.1.1), or a combination of an aldehyde dehydrogenase (EC 1.2.1.-) and an alcohol dehydrogenase. A polypeptide with fatty acyl-CoA reductase activity is provided by the *fabG* gene of *Acinetobacter* SP. ADP1, accession number YP_047869. A polypeptide

with fatty-acyl reductase activity is provided by the FAR-N_SDR_e gene of *Bombyx mori*, accession number BAC79425. A polypeptide with aldehyde dehydrogenase is provided by the ALDH gene of *Geobacillus thermodenitrificans* NG80-2, accession number YP_001125970. A polypeptide with alcohol dehydrogenase activity is provided by the yqhD gene of *E. coli*, accession number AP_003562.1. Additional sources of these activities are known to the art and can be combined to generate a production strain that produces fatty alcohols.

[0041] Another chemical product may be an alpha olefin of any chain length from 4 to greater than 18 carbons.

[0042] Another chemical product may be an alkane of any chain length from 4 to greater than 18 carbons.

[0043] Another chemical product may be a diacid of any chain length from 4 to greater than 18 carbons. These fatty acid products may be produced from a fatty acid via omega or terminal oxidation by enzymes known in the art.

[0044] Any of these may be described herein as a selected chemical product, or a chemical product of interest. Also, any grouping, including any sub-group, of the above listing may be considered what is referred to by "selected chemical product," "chemical product of interest," and the like. For any of these chemical products a microorganism may inherently comprise a biosynthesis pathway to such chemical product and/or may require addition of one or more heterologous nucleic acid sequences to provide or complete such a biosynthesis pathway, in order to achieve a desired production of such chemical product.

[0045] As noted herein, various aspects of the present invention are directed to a microorganism cell that comprises a metabolic pathway from malonyl-CoA to a chemical product of interest, such as those described above, and means for modulating conversion of malonyl-CoA to acyl ACP molecules also are provided. Then, when the means for modulating modulate to decrease such conversion, a proportionally greater number of malonyl-CoA molecules are 1) produced and/or 2) converted via the metabolic pathway from malonyl-CoA to the chemical product.

[0046] Unexpected increases in specific productivity by a population of a genetically modified microorganism may be achieved in methods and systems in which that microorganism has a microbial production pathway from malonyl-CoA to a selected chemical product as well as a reduction in the enzymatic activity of a selected enzyme of the microorganism's fatty acid synthase system (more particularly, its malonyl-ACP dependent fatty acid elongation enzymes), in addition to the increase activity of an microorganisms

malonyl-CoA dependent but malonyl-ACP independent fatty acyl-CoA production pathway. In various embodiments, specific supplements to a bioreactor vessel comprising such microorganism population may also be provided to further improve the methods and systems. [0047] Other additional genetic modifications are disclosed herein for various embodiments.

I. DEFINITIONS

[0048] As used in the specification and the claims, the singular forms "a," "an," and "the" include plural referents unless the context clearly dictates otherwise. Thus, for example, reference to an "expression vector" includes a single expression vector as well as a plurality of expression vectors, either the same (e.g., the same operon) or different; reference to "microorganism" includes a single microorganism as well as a plurality of microorganisms; and the like.

[0049] As used herein, "reduced enzymatic activity," "reducing enzymatic activity," and the like is meant to indicate that a microorganism cell's, or an isolated enzyme, exhibits a lower level of activity than that measured in a comparable cell of the same species or its native enzyme. That is, enzymatic conversion of the indicated substrate(s) to indicated product(s) under known standard conditions for that enzyme is at least 10, at least 20, at least 30, at least 40, at least 50, at least 60, at least 70, at least 80, or at least 90 percent less than the enzymatic activity for the same biochemical conversion by a native (non-modified) enzyme under a standard specified condition. This term also can include elimination of that enzymatic activity. A cell having reduced enzymatic activity of an enzyme can be identified using any method known in the art. For example, enzyme activity assays can be used to identify cells having reduced enzyme activity. See, for example, *Enzyme Nomenclature*, Academic Press, Inc., New York 2007.

[0050] The term "heterologous DNA," "heterologous nucleic acid sequence," and the like as used herein refers to a nucleic acid sequence wherein at least one of the following is true: (a) the sequence of nucleic acids is foreign to (i.e., not naturally found in) a given host microorganism; (b) the sequence may be naturally found in a given host microorganism, but in an unnatural (e.g., greater than expected) amount; or (c) the sequence of nucleic acids comprises two or more subsequences that are not found in the same relationship to each other in nature. For example, regarding instance (c), a heterologous nucleic acid sequence that is recombinantly produced will have two or more sequences from unrelated genes arranged to make a new functional nucleic acid.

[0051] The term "heterologous" is intended to include the term "exogenous" as the latter term is generally used in the art. With reference to the host microorganism's genome prior to the introduction of a heterologous nucleic acid sequence, the nucleic acid sequence that codes for the enzyme is heterologous (whether or not the heterologous nucleic acid sequence is introduced into that genome).

[0052] As used herein, the term "gene disruption," or grammatical equivalents thereof (and including "to disrupt enzymatic function," "disruption of enzymatic function," and the like), is intended to mean a genetic modification to a microorganism that renders the encoded gene product as having a reduced polypeptide activity compared with polypeptide activity in or from a microorganism cell not so modified. The genetic modification can be, for example, deletion of the entire gene, deletion or other modification of a regulatory sequence required for transcription or translation, deletion of a portion of the gene which results in a truncated gene product (e.g., enzyme) or by any of various mutation strategies that reduces activity (including to no detectable activity level) the encoded gene product. A disruption may broadly include a deletion of all or part of the nucleic acid sequence encoding the enzyme, and also includes, but is not limited to other types of genetic modifications, e.g., introduction of stop codons, frame shift mutations, introduction or removal of portions of the gene, and introduction of a degradation signal, those genetic modifications affecting mRNA transcription levels and/or stability, and altering the promoter or repressor upstream of the gene encoding the enzyme.

[0053] In various contexts, a gene disruption is taken to mean any genetic modification to the DNA, mRNA encoded from the DNA, and the corresponding amino acid sequence that results in reduced polypeptide activity. Many different methods can be used to make a cell having reduced polypeptide activity. For example, a cell can be engineered to have a disrupted regulatory sequence or polypeptide-encoding sequence using common mutagenesis or knock-out technology. See, e.g., *Methods in Yeast Genetics* (1997 edition), Adams et al., Cold Spring Harbor Press (1998). One particularly useful method of gene disruption is complete gene deletion because it reduces or eliminates the occurrence of genetic reversions in the genetically modified microorganisms of the invention. Accordingly, a disruption of a gene whose product is an enzyme thereby disrupts enzymatic function. Alternatively, antisense technology can be used to reduce the activity of a particular polypeptide. For example, a cell can be engineered to contain a cDNA that encodes an antisense molecule that prevents a polypeptide from being translated. Further, gene silencing can be used to reduce the activity of a particular polypeptide.

[0054] The term "antisense molecule" as used herein encompasses any nucleic acid molecule or nucleic acid analog (e.g., peptide nucleic acids) that contains a sequence that corresponds to the coding strand of an endogenous polypeptide. An antisense molecule also can have flanking sequences (e.g., regulatory sequences). Thus, antisense molecules can be ribozymes or antisense oligonucleotides.

[0055] As used herein, a ribozyme can have any general structure including, without limitation, hairpin, hammerhead, or axhead structures, provided the molecule cleaves RNA.

[0056] The term "reduction" or "to reduce" when used in such phrase and its grammatical equivalents are intended to encompass a complete elimination of such conversion(s).

[0057] Bio-production, as used herein, may be aerobic, microaerobic, or anaerobic.

[0058] As used herein, the language "sufficiently homologous" refers to proteins or portions thereof that have amino acid sequences that include a minimum number of identical or equivalent amino acid residues when compared to an amino acid sequence of the amino acid sequences provided in this application (including the SEQ ID Nos./sequence listings) such that the protein or portion thereof is able to achieve the respective enzymatic reaction and/or other function. To determine whether a particular protein or portion thereof is sufficiently homologous may be determined by an assay of enzymatic activity, such as those commonly known in the art.

[0059] Descriptions and methods for sequence identity and homology are intended to be exemplary and it is recognized that these concepts are well-understood in the art. Further, it is appreciated that nucleic acid sequences may be varied and still encode an enzyme or other polypeptide exhibiting a desired functionality, and such variations are within the scope of the present invention.

[0060] Further to nucleic acid sequences, "hybridization" refers to the process in which two single-stranded polynucleotides bind non-covalently to form a stable double-stranded polynucleotide. The term "hybridization" may also refer to triple-stranded hybridization. The resulting (usually) double-stranded polynucleotide is a "hybrid" or "duplex." "Hybridization conditions" will typically include salt concentrations of less than about 1M, more usually less than about 500 mM and less than about 200 mM. Hybridization temperatures can be as low as 5°C, but are typically greater than 22°C, more typically greater than about 30°C, and often are in excess of about 37°C. Hybridizations are usually performed under stringent conditions, i.e. conditions under which a probe will hybridize to its target subsequence. Stringent conditions are sequence-dependent and are different in different circumstances. Longer fragments may require higher hybridization temperatures for specific hybridization. As other

factors may affect the stringency of hybridization, including base composition and length of the complementary strands, presence of organic solvents and extent of base mismatching, the combination of parameters is more important than the absolute measure of any one alone. Generally, stringent conditions are selected to be about 5°C lower than the T_m for the specific sequence at a defined ionic strength and pH. Exemplary stringent conditions include salt concentration of at least 0.01 M to no more than 1 M Na ion concentration (or other salts) at a pH 7.0 to 8.3 and a temperature of at least 25°C. For example, conditions of 5 X SSPE (750 mM NaCl, 50 mM Na Phosphate, 5 mM EDTA, pH 7.4) and a temperature of 25-30°C are suitable for allele-specific probe hybridizations. For stringent conditions, see for example, Sambrook and Russell and Anderson "Nucleic Acid Hybridization" 1st Ed., BIOS Scientific Publishers Limited (1999), which are hereby incorporated by reference for hybridization protocols. "Hybridizing specifically to" or "specifically hybridizing to" or like expressions refer to the binding, duplexing, or hybridizing of a molecule substantially to or only to a particular nucleotide sequence or sequences under stringent conditions when that sequence is present in a complex mixture (e.g., total cellular) DNA or RNA.

[0061] The use of the phrase "segment of interest" is meant to include both a gene and any other nucleic acid sequence segment of interest. One example of a method used to obtain a segment of interest is to acquire a culture of a microorganism, where that microorganism's genome includes the gene or nucleic acid sequence segment of interest.

[0062] When the genetic modification of a gene product, i.e., an enzyme, is referred to herein, including the claims, it is understood that the genetic modification is of a nucleic acid sequence, such as or including the gene, that normally encodes the stated gene product, i.e., the enzyme.

[0063] In some embodiments a truncated respective polypeptide has at least about 90% of the full length of a polypeptide encoded by a nucleic acid sequence encoding the respective native enzyme, and more particularly at least 95% of the full length of a polypeptide encoded by a nucleic acid sequence encoding the respective native enzyme. By a polypeptide having an amino acid sequence at least, for example, 95% "identical" to a reference amino acid sequence of a polypeptide is intended that the amino acid sequence of the claimed polypeptide is identical to the reference sequence except that the claimed polypeptide sequence can include up to five amino acid alterations per each 100 amino acids of the reference amino acid of the polypeptide. In other words, to obtain a polypeptide having an amino acid sequence at least 95% identical to a reference amino acid sequence, up to 5% of the amino acid residues in the reference sequence can be deleted or substituted with another

amino acid, or a number of amino acids up to 5% of the total amino acid residues in the reference sequence can be inserted into the reference sequence. These alterations of the reference sequence can occur at the amino or carboxy terminal positions of the reference amino acid sequence or anywhere between those terminal positions, interspersed either individually among residues in the reference sequence or in one or more contiguous groups within the reference sequence. In other embodiments truncation may be more substantial, as described elsewhere herein.

[0064] Species and other phylogenic identifications are according to the classification known to a person skilled in the art of microbiology.

[0065] Where methods and steps described herein indicate certain events occurring in certain order, those of ordinary skill in the art will recognize that the ordering of certain steps may be modified and that such modifications are in accordance with the variations of the invention. Additionally, certain steps may be performed concurrently in a parallel process when possible, as well as performed sequentially.

[0066] Prophetic examples provided herein are meant to be broadly exemplary and not limiting in any way.

[0067] The meaning of abbreviations is as follows: "C" means Celsius or degrees Celsius, as is clear from its usage, DCW means dry cell weight, "s" means second(s), "min" means minute(s), "h," "hr," or "hrs" means hour(s), "psi" means pounds per square inch, "nm" means nanometers, "d" means day(s), "μL" or "uL" or "ul" means microliter(s), "mL" means milliliter(s), "L" means liter(s), "mm" means millimeter(s), "nm" means nanometers, "mM" means millimolar, "μM" or "uM" means micromolar, "M" means molar, "mmol" means millimole(s), "μmol" or "uMol" means micromole(s)", "g" means gram(s), "μg" or "ug" means microgram(s) and "ng" means nanogram(s), "PCR" means polymerase chain reaction, "OD" means optical density, "OD₆₀₀" means the optical density measured at a photon wavelength of 600 nm, "kDa" means kilodaltons, "g" means the gravitation constant, "bp" means base pair(s), "kbp" means kilobase pair(s), "% w/v" means weight/volume percent, "% v/v" means volume/volume percent, "IPTG" means isopropyl-μ-D-thiogalactopyranoside, "RBS" means ribosome binding site, "rpm" means revolutions per minute, "HPLC" means high performance liquid chromatography, and "GC" means gas chromatography.

II. BIOPRODUCTION METHODS

A. CARBON SOURCES

[0068] Bio-production media, which is used in the present invention with recombinant microorganisms having a biosynthetic pathway for a fatty acid or fatty acid derived product, must contain suitable carbon sources or substrates for the intended metabolic pathways. Suitable substrates may include, but are not limited to, monosaccharides such as glucose and fructose, oligosaccharides such as lactose or sucrose, polysaccharides such as starch or cellulose or mixtures thereof and unpurified mixtures from renewable feedstocks such as cheese whey permeate, cornsteep liquor, sugar beet molasses, and barley malt. Additionally the carbon substrate may also be one-carbon substrates such as carbon dioxide, carbon monoxide, or methanol for which metabolic conversion into key biochemical intermediates has been demonstrated. Additionally the carbon substrate may also be carbon dioxide and hydrogen or a combination thereof, such as syngas. In addition to one and two carbon substrates methylotrophic microorganisms are also known to utilize a number of other carbon containing compounds such as methylamine, glucosamine and a variety of amino acids for metabolic activity.

[0069] Although it is contemplated that all of the above mentioned carbon substrates and mixtures thereof are suitable in the present invention as a carbon source, common carbon substrates used as carbon sources are glucose, fructose, and sucrose, as well as mixtures of any of these sugars. Other suitable substrates include xylose, arabinose, other cellulose-based C-5 sugars, high-fructose corn syrup, and various other sugars and sugar mixtures as are available commercially. Sucrose may be obtained from feedstocks such as sugar cane, sugar beets, cassava, bananas or other fruit, and sweet sorghum. Glucose and dextrose may be obtained through saccharification of starch based feedstocks including grains such as corn, wheat, rye, barley, and oats. Also, in some embodiments all or a portion of the carbon source may be glycerol. Alternatively, glycerol may be excluded as an added carbon source.

[0070] In one embodiment, the carbon source is selected from glucose, fructose, sucrose, dextrose, lactose, glycerol, and mixtures thereof. Various, the amount of these components in the carbon source may be greater than about 50%, greater than about 60%, greater than about 70%, greater than about 80%, greater than about 90%, or more, up to 100% or essentially 100% of the carbon source.

[0071] In addition, methylotrophic microorganisms are known to utilize a number of other carbon containing compounds such as methylamine, glucosamine and a variety of amino acids for metabolic activity. For example, methylotrophic yeast are known

to utilize the carbon from methylamine to form trehalose or glycerol (Bellion et al., Microb. Growth C1 Compd. (Int. Symp.), 7th (1993), 415-32. Editor(s): Murrell, J. Collin; Kelly, Don P. Publisher: Intercept, Andover, UK). Similarly, various species of *Candida* will metabolize alanine or oleic acid (Sulter et al., Arch. Microbiol. 153:485-489 (1990)). Hence it is contemplated that the source of carbon utilized in embodiments of the present invention may encompass a wide variety of carbon-containing substrates.

[0072] In addition, fermentable sugars may be obtained from cellulosic and lignocellulosic biomass through processes of pretreatment and saccharification, as described, for example, in U.S. Patent Publication No. 2007/0031918A1, which is herein incorporated by reference. Biomass refers to any cellulosic or lignocellulosic material and includes materials comprising cellulose, and optionally further comprising hemicellulose, lignin, starch, oligosaccharides and/or monosaccharides. Biomass may also comprise additional components, such as protein and/or lipid. Biomass may be derived from a single source, or biomass can comprise a mixture derived from more than one source; for example, biomass could comprise a mixture of corn cobs and corn stover, or a mixture of grass and leaves. Biomass includes, but is not limited to, bioenergy crops, agricultural residues, municipal solid waste, industrial solid waste, sludge from paper manufacture, yard waste, wood and forestry waste. Examples of biomass include, but are not limited to, corn grain, corn cobs, crop residues such as corn husks, corn stover, grasses, wheat, wheat straw, barley, barley straw, hay, rice straw, switchgrass, waste paper, sugar cane bagasse, sorghum, soy, components obtained from milling of grains, trees, branches, roots, leaves, wood chips, sawdust, shrubs and bushes, vegetables, fruits, flowers and animal manure. Any such biomass may be used in a bio-production method or system to provide a carbon source. Various approaches to breaking down cellulosic biomass to mixtures of more available and utilizable carbon molecules, including sugars, include: heating in the presence of concentrated or dilute acid (e.g., < 1% sulfuric acid); treating with ammonia; treatment with ionic salts; enzymatic degradation; and combinations of these. These methods normally follow mechanical separation and milling, and are followed by appropriate separation processes.

[0073] In various embodiments, any of a wide range of sugars, including, but not limited to sucrose, glucose, xylose, cellulose or hemicellulose, are provided to a microorganism, such as in an industrial system comprising a reactor vessel in which a defined media (such as a minimal salts media including but not limited to M9 minimal media, potassium sulfate minimal media, yeast synthetic minimal media and many others or variations of these), an inoculum of a microorganism providing one or more of the fatty acid or fatty acid derived

biosynthetic pathway alternatives, and the a carbon source may be combined. The carbon source enters the cell and is catabolized by well-known and common metabolic pathways to yield common metabolic intermediates, including phosphoenolpyruvate (PEP). (See Molecular Biology of the Cell, 3rd Ed., B. Alberts et al. Garland Publishing, New York, 1994, pp. 42-45, 66-74, incorporated by reference for the teachings of basic metabolic catabolic pathways for sugars; Principles of Biochemistry, 3rd Ed., D. L. Nelson & M. M. Cox, Worth Publishers, New York, 2000, pp 527-658, incorporated by reference for the teachings of major metabolic pathways; and Biochemistry, 4th Ed., L. Stryer, W. H. Freeman and Co., New York, 1995, pp. 463-650, also incorporated by reference for the teachings of major metabolic pathways.)

[0074] Bio-based carbon can be distinguished from petroleum-based carbon according to a variety of methods, including without limitation ASTM D6866, or various other techniques. For example, carbon-14 and carbon-12 ratios differ in bio-based carbon sources versus petroleum-based sources, where higher carbon-14 ratios are found in bio-based carbon sources. In various embodiments, the carbon source is not petroleum-based, or is not predominantly petroleum based. In various embodiments, the carbon source is greater than about 50% non-petroleum based, greater than about 60% non-petroleum based, greater than about 70% non-petroleum based, greater than about 80% non-petroleum based, greater than about 90% non-petroleum based, or more. In various embodiments, the carbon source has a carbon-14 to carbon-12 ratio of about 1.0×10^{-14} or greater.

B. MICROORGANISMS

[0075] Features as described and claimed herein may be provided in a microorganism selected from the listing herein, or another suitable microorganism, that also comprises one or more natural, introduced, or enhanced fatty acid or fatty acid derived product bio-production pathways. Thus, in some embodiments the microorganism comprises an endogenous fatty acid or fatty acid derived product production pathway (which may, in some such embodiments, be enhanced), whereas in other embodiments the microorganism does not comprise an endogenous fatty acid or fatty acid derived product production pathway.

[0076] Varieties of these genetically modified microorganisms may comprise genetic modifications and/or other system alterations as may be described in other patent applications of one or more of the present inventor(s) and/or subject to assignment to the owner of the present patent application.

[0077] The examples describe specific modifications and evaluations to certain bacterial and yeast microorganisms. The scope of the invention is not meant to be limited to such species,

but to be generally applicable to a wide range of suitable microorganisms. Generally, a microorganism used for the present invention may be selected from bacteria, cyanobacteria, filamentous fungi and yeasts.

[0078] For some embodiments, microbial hosts initially selected for bio-production of a selected chemical product should also utilize sugars including glucose at a high rate. Most microbes are capable of utilizing carbohydrates. However, certain environmental microbes cannot utilize carbohydrates to high efficiency, and therefore would not be suitable hosts for such embodiments that are intended for glucose or other carbohydrates as the principal added carbon source.

[0079] As the genomes of various species become known, the present invention easily may be applied to an ever-increasing range of suitable microorganisms. Further, given the relatively low cost of genetic sequencing, the genetic sequence of a species of interest may readily be determined to make application of aspects of the present invention more readily obtainable (based on the ease of application of genetic modifications to a microorganism having a known genomic sequence).

[0080] More particularly, based on the various criteria described herein, suitable microbial hosts for the bio-production of a chemical product generally may include, but are not limited to, any gram negative microorganisms, more particularly a member of the family Enterobacteriaceae, such as *E. coli*, or *Oligotropha carboxidovorans*, or *Pseudomonas* sp.; any gram positive microorganism, for example *Bacillus subtilis*, *Lactobacillus* sp. or *Lactococcus* sp.; a yeast, for example *Saccharomyces cerevisiae*, *Pichia pastoris* or *Pichia stipitis*; and other groups or microbial species. More particularly, suitable microbial hosts for the bio-production of a fatty acid or fatty acid derived product generally include, but are not limited to, members of the genera *Clostridium*, *Zymomonas*, *Escherichia*, *Salmonella*, *Rhodococcus*, *Pseudomonas*, *Bacillus*, *Lactobacillus*, *Enterococcus*, *Alcaligenes*, *Klebsiella*, *Paenibacillus*, *Arthrobacter*, *Corynebacterium*, *Brevibacterium*, *Pichia*, *Candida*, *Hansenula* and *Saccharomyces*. Hosts that may be particularly of interest include: *Oligotropha carboxidovorans* (such as strain OM5), *Escherichia coli*, *Alcaligenes eutrophus* (*Cupriavidus necator*), *Bacillus licheniformis*, *Paenibacillus macerans*, *Rhodococcus erythropolis*, *Pseudomonas putida*, *Lactobacillus plantarum*, *Enterococcus faecium*, *Enterococcus gallinarum*, *Enterococcus faecalis*, *Bacillus subtilis* and *Saccharomyces cerevisiae*.

[0081] More particularly, suitable microbial hosts for the bio-production of fatty acid or fatty acid derived product generally include, but are not limited to, members of the genera *Clostridium*, *Zymomonas*, *Escherichia*, *Salmonella*, *Rhodococcus*, *Pseudomonas*, *Bacillus*,

Lactobacillus, Enterococcus, Alcaligenes, Klebsiella, Paenibacillus, Arthrobacter, Corynebacterium, Brevibacterium, Pichia, Candida, Hansenula and Saccharomyces.

[0082] Hosts that may be particularly of interest include: *Oligotropha carboxidovorans* (such as strain OM5^T), *Escherichia coli*, *Alcaligenes eutrophus* (*Cupriavidus necator*), *Bacillus licheniformis*, *Paenibacillus macerans*, *Rhodococcus erythropolis*, *Pseudomonas putida*, *Lactobacillus plantarum*, *Enterococcus faecium*, *Enterococcus gallinarum*, *Enterococcus faecalis*, *Bacillus subtilis* and *Saccharomyces cerevisiae*. Also, any of the known strains of these species may be utilized as a starting microorganism, as may any of the following species including respective strains thereof - *Cupriavidus basilensis*, *Cupriavidus campinensis*, *Cupriavidus gilardi*, *Cupriavidus laharsis*, *Cupriavidus metallidurans*, *Cupriavidus oxalaticus*, *Cupriavidus pauculus*, *Cupriavidus pinatubonensis*, *Cupriavidus respiraculi*, and *Cupriavidus taiwanensis*.

[0083] In some embodiments, the recombinant microorganism is a gram-negative bacterium. In some embodiments, the recombinant microorganism is selected from the genera *Zymomonas*, *Escherichia*, *Pseudomonas*, *Alcaligenes*, and *Klebsiella*. In some embodiments, the recombinant microorganism is selected from the species *Escherichia coli*, *Cupriavidus necator*, *Oligotropha carboxidovorans*, and *Pseudomonas putida*. In some embodiments, the recombinant microorganism is an *E. coli* strain.

[0084] In some embodiments, the recombinant microorganism is a gram-positive bacterium. In some embodiments, the recombinant microorganism is selected from the genera *Clostridium*, *Salmonella*, *Rhodococcus*, *Bacillus*, *Lactobacillus*, *Enterococcus*, *Paenibacillus*, *Arthrobacter*, *Corynebacterium*, and *Brevibacterium*. In some embodiments, the recombinant microorganism is selected from the species *Bacillus licheniformis*, *Paenibacillus macerans*, *Rhodococcus erythropolis*, *Lactobacillus plantarum*, *Enterococcus faecium*, *Enterococcus gallinarum*, *Enterococcus faecalis*, and *Bacillus subtilis*. In particular embodiments, the recombinant microorganism is a *B. subtilis* strain.

[0085] In some embodiments, the recombinant microorganism is a yeast. In some embodiments, the recombinant microorganism is selected from the genera *Pichia*, *Candida*, *Hansenula*, *Klebsiella*, *Issatchenkia*, and *Saccharomyces*. In particular embodiments, the recombinant microorganism is *Saccharomyces cerevisiae*.

[0086] It is further appreciated, in view of the disclosure, that any of the above microorganisms may be used for production of chemical products other than fatty acid or fatty acid derived product.

[0087] The ability to genetically modify the host is essential for the production of any recombinant microorganism. The mode of gene transfer technology may be by electroporation, conjugation, transduction or natural transformation. A broad range of host conjugative plasmids and drug resistance markers are available. The cloning vectors are tailored to the host microorganisms based on the nature of antibiotic resistance markers that can function in that host.

C. MEDIA AND CULTURE CONDITIONS

[0088] In addition to an appropriate carbon source, such as selected from one of the herein-disclosed types, bio-production media must contain suitable minerals, salts, cofactors, buffers and other components, known to those skilled in the art, suitable for the growth of the cultures and promotion of the enzymatic pathway necessary for chemical product bio-production under the present invention.

[0089] Another aspect of the invention regards media and culture conditions that comprise genetically modified microorganisms of the invention and optionally supplements.

[0090] Typically cells are grown at a temperature in the range of about 25° C to about 40° C in an appropriate medium, as well as up to 70° C for thermophilic microorganisms. Suitable growth media in the present invention are common commercially prepared media such as Luria Bertani (LB) broth, Terrific Broth (TB), M9 minimal media, Sabouraud Dextrose (SD) broth, Yeast medium (YM) broth, (Ymin) yeast synthetic minimal media, and minimal media as described herein, such as M9 minimal media. Other defined or synthetic growth media may also be used, and the appropriate medium for growth of the particular microorganism will be known by one skilled in the art of microbiology or bio-production science. In various embodiments a minimal media may be developed and used that does not comprise, or that has a low level of addition of various components, for example less than 10, 5, 2 or 1 g/L of a complex nitrogen source including but not limited to yeast extract, peptone, tryptone, soy flour, corn steep liquor, or casein. These minimal medias may also have limited supplementation of vitamin mixtures including biotin, vitamin B12 and derivatives of vitamin B12, thiamin, pantothenate and other vitamins. Minimal media may also have limited simple inorganic nutrient sources containing less than 28, 17, or 2.5 mM phosphate, less than 25 or 4 mM sulfate, and less than 130 or 50 mM total nitrogen.

[0091] Bio-production media, which is used in embodiments of the present invention with genetically modified microorganisms, must contain suitable carbon substrates for the intended metabolic pathways. As described hereinbefore, suitable carbon substrates include carbon monoxide, carbon dioxide, and various monomeric and oligomeric sugars.

[0092] Suitable pH ranges for the bio-production are between pH 3.0 to pH 10.0, where pH 6.0 to pH 8.0 is a typical pH range for the initial condition. However, the actual culture conditions for a particular embodiment are not meant to be limited by these pH ranges.

[0093] Bio-productions may be performed under aerobic, microaerobic, or anaerobic conditions, with or without agitation.

[0094] The amount of a fatty acid or fatty acid derived product produced in a bio-production media generally can be determined using a number of methods known in the art, for example, high performance liquid chromatography (HPLC), gas chromatography (GC), or GC/Mass Spectroscopy (MS).

D. REACTORS AND SYSTEMS

[0095] Fermentation systems utilizing methods and/or compositions according to the invention are also within the scope of the invention.

[0096] Any of the recombinant microorganisms as described and/or referred to herein may be introduced into an industrial bio-production system where the microorganisms convert a carbon source into a fatty acid or fatty acid derived product in a commercially viable operation. The bio-production system includes the introduction of such a recombinant microorganism into a bioreactor vessel, with a carbon source substrate and bio-production media suitable for growing the recombinant microorganism, and maintaining the bio-production system within a suitable temperature range (and dissolved oxygen concentration range if the reaction is aerobic or microaerobic) for a suitable time to obtain a desired conversion of a portion of the substrate molecules to a selected chemical product. Industrial bio-production systems and their operation are well-known to those skilled in the arts of chemical engineering and bioprocess engineering.

[0097] Bio-productions may be performed under aerobic, microaerobic, or anaerobic conditions, with or without agitation. The operation of cultures and populations of microorganisms to achieve aerobic, microaerobic and anaerobic conditions are known in the art, and dissolved oxygen levels of a liquid culture comprising a nutrient media and such microorganism populations may be monitored to maintain or confirm a desired aerobic, microaerobic or anaerobic condition. When syngas is used as a feedstock, aerobic, microaerobic, or anaerobic conditions may be utilized. When sugars are used, anaerobic, aerobic or microaerobic conditions can be implemented in various embodiments.

[0098] Any of the recombinant microorganisms as described and/or referred to herein may be introduced into an industrial bio-production system where the microorganisms convert a carbon source into a selected chemical product in a commercially viable operation. The bio-

production system includes the introduction of such a recombinant microorganism into a bioreactor vessel, with a carbon source substrate and bio-production media suitable for growing the recombinant microorganism, and maintaining the bio-production system within a suitable temperature range (and dissolved oxygen concentration range if the reaction is aerobic or microaerobic) for a suitable time to obtain a desired conversion of a portion of the substrate molecules to the selected chemical product.

[0099] In various embodiments, syngas components or sugars are provided to a microorganism, such as in an industrial system comprising a reactor vessel in which a defined media (such as a minimal salts media including but not limited to M9 minimal media, potassium sulfate minimal media, yeast synthetic minimal media and many others or variations of these), an inoculum of a microorganism providing an embodiment of the biosynthetic pathway(s) taught herein, and the carbon source may be combined. The carbon source enters the cell and is catabolized by well-known and common metabolic pathways to yield common metabolic intermediates, including phosphoenolpyruvate (PEP) or acetyl-CoA. (See *Molecular Biology of the Cell*, 3rd Ed., B. Alberts et al. Garland Publishing, New York, 1994, pp. 42-45, 66-74, incorporated by reference for the teachings of basic metabolic catabolic pathways for sugars; *Principles of Biochemistry*, 3rd Ed., D. L. Nelson & M. M. Cox, Worth Publishers, New York, 2000, pp. 527-658, incorporated by reference for the teachings of major metabolic pathways; and *Biochemistry*, 4th Ed., L. Stryer, W. H. Freeman and Co., New York, 1995, pp. 463-650, also incorporated by reference for the teachings of major metabolic pathways.).

[00100] Further to types of industrial bio-production, various embodiments of the present invention may employ a batch type of industrial bioreactor. A classical batch bioreactor system is considered "closed" meaning that the composition of the medium is established at the beginning of a respective bio-production event and not subject to artificial alterations and additions during the time period ending substantially with the end of the bio-production event. Thus, at the beginning of the bio-production event the medium is inoculated with the desired microorganism or microorganisms, and bio-production is permitted to occur without adding anything to the system. Typically, however, a "batch" type of bio-production event is batch with respect to the addition of carbon source and attempts are often made at controlling factors such as pH and oxygen concentration. In batch systems the metabolite and biomass compositions of the system change constantly up to the time the bio-production event is stopped. Within batch cultures cells moderate through a static lag phase to a high growth log phase and finally to a stationary phase where growth rate is diminished or halted. If untreated,

cells in the stationary phase will eventually die. Cells in log phase generally are responsible for the bulk of production of a desired end product or intermediate.

[00101] A variation on the standard batch system is the fed-batch system. Fed-batch bio-production processes are also suitable in the present invention and comprise a typical batch system with the exception that the nutrients, including the substrate, are added in increments as the bio-production progresses. Fed-Batch systems are useful when catabolite repression is apt to inhibit the metabolism of the cells and where it is desirable to have limited amounts of substrate in the media. Measurement of the actual nutrient concentration in Fed-Batch systems may be measured directly, such as by sample analysis at different times, or estimated on the basis of the changes of measurable factors such as pH, dissolved oxygen and the partial pressure of waste gases such as CO₂. Batch and fed-batch approaches are common and well known in the art and examples may be found in Thomas D. Brock in *Biotechnology: A Textbook of Industrial Microbiology*, Second Edition (1989) Sinauer Associates, Inc., Sunderland, Mass., Deshpande, Mukund V., *Appl. Biochem. Biotechnol.*, 36:227, (1992), and *Biochemical Engineering Fundamentals*, 2nd Ed. J. E. Bailey and D. F. Ollis, McGraw Hill, New York, 1986, herein incorporated by reference for general instruction on bio-production.

[00102] Although embodiments of the present invention may be performed in batch mode, or in fed-batch mode, it is contemplated that the invention would be adaptable to continuous bio-production methods. Continuous bio-production is considered an "open" system where a defined bio-production medium is added continuously to a bioreactor and an equal amount of conditioned media is removed simultaneously for processing. Continuous bio-production generally maintains the cultures within a controlled density range where cells are primarily in log phase growth. Two types of continuous bioreactor operation include a chemostat, wherein fresh media is fed to the vessel while simultaneously removing an equal rate of the vessel contents. The limitation of this approach is that cells are lost and high cell density generally is not achievable. In fact, typically one can obtain much higher cell density with a fed-batch process. Another continuous bioreactor utilizes perfusion culture, which is similar to the chemostat approach except that the stream that is removed from the vessel is subjected to a separation technique which recycles viable cells back to the vessel. This type of continuous bioreactor operation has been shown to yield significantly higher cell densities than fed-batch and can be operated continuously. Continuous bio-production is particularly advantageous for industrial operations because it has less down time associated with draining, cleaning and preparing the equipment for the next bio-production event. Furthermore, it is

typically more economical to continuously operate downstream unit operations, such as distillation, than to run them in batch mode.

[00103] Continuous bio-production allows for the modulation of one factor or any number of factors that affect cell growth or end product concentration. For example, one method will maintain a limiting nutrient such as the carbon source or nitrogen level at a fixed rate and allow all other parameters to moderate. In other systems a number of factors affecting growth can be altered continuously while the cell concentration, measured by media turbidity, is kept constant. Methods of modulating nutrients and growth factors for continuous bio-production processes as well as techniques for maximizing the rate of product formation are well known in the art of industrial microbiology and a variety of methods are detailed by Brock, *supra*.

[00104] It is contemplated that embodiments of the present invention may be practiced using either batch, fed-batch or continuous processes and that any known mode of bio-production would be suitable. It is contemplated that cells may be immobilized on an inert scaffold as whole cell catalysts and subjected to suitable bio-production conditions for chemical product bio-production, or be cultured in liquid media in a vessel, such as a culture vessel. Thus, embodiments used in such processes, and in bio-production systems using these processes, include a population of genetically modified microorganisms of the present invention, a culture system comprising such population in a media comprising nutrients for the population, and methods of making a selected chemical product.

[00105] Embodiments of the invention include methods of making a selected chemical product in a bio-production system, some of which methods may include obtaining a fatty acid or fatty acid derived product after such bio-production event. For example, a method of making a fatty acid or fatty acid derived product may comprise: providing to a culture vessel a media comprising suitable nutrients; providing to the culture vessel an inoculum of a genetically modified microorganism comprising genetic modifications described herein such that the microorganism produces a selected chemical product from syngas and/or a sugar molecule; and maintaining the culture vessel under suitable conditions for the genetically modified microorganism to produce a selected chemical product.

[00106] It is within the scope of the present invention to produce, and to utilize in bio-production methods and systems, including industrial bio-production systems for production of a selected chemical product, a recombinant microorganism genetically engineered to modify one or more aspects effective to increase chemical product bio-production by at least 20 percent over control microorganism lacking the one or more modifications.

[00107] In various embodiments, the invention is directed to a system for bio-production of a chemical product as described herein, said system comprising: a fermentation tank suitable for microorganism cell culture; a line for discharging contents from the fermentation tank to an extraction and/or separation vessel; and an extraction and/or separation vessel suitable for removal of the chemical product from cell culture waste. In various embodiments, the system includes one or more pre-fermentation tanks, distillation columns, centrifuge vessels, back extraction columns, mixing vessels, or combinations thereof.

[00108] The following published resources are incorporated by reference herein for their respective teachings to indicate the level of skill in these relevant arts, and as needed to support a disclosure that teaches how to make and use methods of industrial bio-production of chemical product(s) produced under the invention, from sugar sources, and also industrial systems that may be used to achieve such conversion with any of the recombinant microorganisms of the present invention (Biochemical Engineering Fundamentals, 2nd Ed. J. E. Bailey and D. F. Ollis, McGraw Hill, New York, 1986, entire book for purposes indicated and Chapter 9, pages 533-657 in particular for biological reactor design; Unit Operations of Chemical Engineering, 5th Ed., W. L. McCabe et al., McGraw Hill, New York 1993, entire book for purposes indicated, and particularly for process and separation technologies analyses; Equilibrium Staged Separations, P. C. Wankat, Prentice Hall, Englewood Cliffs, NJ USA, 1988, entire book for separation technologies teachings).

E. GENETIC MODIFICATIONS, NUCLEOTIDE SEQUENCES, AND AMINO ACID SEQUENCES

[00109] Embodiments of the present invention may result from introduction of an expression vector into a host microorganism, wherein the expression vector contains a nucleic acid sequence coding for an enzyme that is, or is not, normally found in a host microorganism.

[00110] The ability to genetically modify a host cell is essential for the production of any genetically modified (recombinant) microorganism. The mode of gene transfer technology may be by electroporation, conjugation, transduction, or natural transformation. A broad range of host conjugative plasmids and drug resistance markers are available. The cloning vectors are tailored to the host microorganisms based on the nature of antibiotic resistance markers that can function in that host. Also, as disclosed herein, a genetically modified (recombinant) microorganism may comprise modifications other than via plasmid introduction, including modifications to its genomic DNA.

[00111] It has long been recognized in the art that some amino acids in amino acid sequences can be varied without significant effect on the structure or function of proteins. Variants

included can constitute deletions, insertions, inversions, repeats, and type substitutions so long as the indicated enzyme activity is not significantly adversely affected. Guidance concerning which amino acid changes are likely to be phenotypically silent can be found, inter alia, in Bowie, J. U., et al., "Deciphering the Message in Protein Sequences: Tolerance to Amino Acid Substitutions," *Science* 247:1306-1310 (1990). This reference is incorporated by reference for such teachings, which are, however, also generally known to those skilled in the art.

[00112] In various embodiments polypeptides obtained by the expression of the polynucleotide molecules of the present invention may have at least approximately 50%, 60%, 70%, 80%, 90%, 95%, 96%, 97%, 98%, 99% or 100% identity to one or more amino acid sequences encoded by the genes and/or nucleic acid sequences described herein for the fatty acid or fatty acid derived product tolerance-related and biosynthesis pathways.

[00113] As a practical matter, whether any particular polypeptide is at least 50%, 60%, 70%, 80%, 85%, 90%, 92%, 95%, 96%, 97%, 98% or 99% identical to any reference amino acid sequence of any polypeptide described herein (which may correspond with a particular nucleic acid sequence described herein), such particular polypeptide sequence can be determined conventionally using known computer programs such as the Bestfit program (Wisconsin Sequence Analysis Package, Version 8 for Unix, Genetics Computer Group, University Research Park, 575 Science Drive, Madison, Wis. 53711). When using Bestfit or any other sequence alignment program to determine whether a particular sequence is, for instance, 95% identical to a reference sequence according to the present invention, the parameters are set such that the percentage of identity is calculated over the full length of the reference amino acid sequence and that gaps in homology of up to 5% of the total number of amino acid residues in the reference sequence are allowed.

[00114] For example, in a specific embodiment the identity between a reference sequence (query sequence, i.e., a sequence of the present invention) and a subject sequence, also referred to as a global sequence alignment, may be determined using the FASTDB computer program based on the algorithm of Brutlag et al. (*Comp. App. Biosci.* 6:237-245 (1990)). Preferred parameters for a particular embodiment in which identity is narrowly construed, used in a FASTDB amino acid alignment, are: Scoring Scheme=PAM (Percent Accepted Mutations) 0, k-tuple=2, Mismatch Penalty=1, Joining Penalty=20, Randomization Group Length=0, Cutoff Score=1, Window Size=sequence length, Gap Penalty=5, Gap Size Penalty=0.05, Window Size=500 or the length of the subject amino acid sequence, whichever is shorter. According to this embodiment, if the subject sequence is shorter than the query

sequence due to N- or C-terminal deletions, not because of internal deletions, a manual correction is made to the results to take into consideration the fact that the FASTDB program does not account for N- and C-terminal truncations of the subject sequence when calculating global percent identity. For subject sequences truncated at the N- and C-termini, relative to the query sequence, the percent identity is corrected by calculating the number of residues of the query sequence that are lateral to the N- and C-terminal of the subject sequence, which are not matched/aligned with a corresponding subject residue, as a percent of the total bases of the query sequence. A determination of whether a residue is matched/aligned is determined by results of the FASTDB sequence alignment. This percentage is then subtracted from the percent identity, calculated by the FASTDB program using the specified parameters, to arrive at a final percent identity score. This final percent identity score is what is used for the purposes of this embodiment. Only residues to the N- and C-termini of the subject sequence, which are not matched/aligned with the query sequence, are considered for the purposes of manually adjusting the percent identity score. That is, only query residue positions outside the farthest N- and C-terminal residues of the subject sequence are considered for this manual correction. For example, a 90 amino acid residue subject sequence is aligned with a 100 residue query sequence to determine percent identity. The deletion occurs at the N-terminus of the subject sequence and therefore, the FASTDB alignment does not show a matching/alignment of the first 10 residues at the N-terminus. The 10 unpaired residues represent 10% of the sequence (number of residues at the N- and C-termini not matched/total number of residues in the query sequence) so 10% is subtracted from the percent identity score calculated by the FASTDB program. If the remaining 90 residues were perfectly matched the final percent identity would be 90%. In another example, a 90 residue subject sequence is compared with a 100 residue query sequence. This time the deletions are internal deletions so there are no residues at the N- or C-termini of the subject sequence which are not matched/aligned with the query. In this case the percent identity calculated by FASTDB is not manually corrected. Once again, only residue positions outside the N- and C-terminal ends of the subject sequence, as displayed in the FASTDB alignment, which are not matched/aligned with the query sequence are manually corrected for.

[00115] More generally, nucleic acid constructs can be prepared comprising an isolated polynucleotide encoding a polypeptide having enzyme activity operably linked to one or more (several) control sequences that direct the expression of the coding sequence in a microorganism, such as *E. coli*, under conditions compatible with the control sequences. The isolated polynucleotide may be manipulated to provide for expression of the polypeptide.

Manipulation of the polynucleotide's sequence prior to its insertion into a vector may be desirable or necessary depending on the expression vector. The techniques for modifying polynucleotide sequences utilizing recombinant DNA methods are well established in the art.

[00116] The control sequence may be an appropriate promoter sequence, a nucleotide sequence that is recognized by a host cell for expression of a polynucleotide encoding a polypeptide of the present invention. The promoter sequence contains transcriptional control sequences that mediate the expression of the polypeptide. The promoter may be any nucleotide sequence that shows transcriptional activity in the host cell of choice including mutant, truncated, and hybrid promoters, and may be obtained from genes encoding extracellular or intracellular polypeptides either homologous or heterologous to the host cell. Examples of suitable promoters for directing transcription of the nucleic acid constructs, especially in an *E. coli* host cell, are the lac promoter (Gronenborn, 1976, *Mol. Gen. Genet.* 148: 243-250), tac promoter (DeBoer et al., 1983, *Proceedings of the National Academy of Sciences USA* 80: 21-25), trc promoter (Brosius et al, 1985, *J. Biol. Chem.* 260: 3539-3541), T7 RNA polymerase promoter (Studier and Moffatt, 1986, *J. Mol. Biol.* 189: 113-130), phage promoter p_L (Elvin et al., 1990, *Gene* 87: 123-126), tetA promoter (Skerra, 1994, *Gene* 151 : 131-135), araBAD promoter (Guzman et al., 1995, *J. Bacteriol.* 177: 4121-4130), and rhaP_{BAD} promoter (Haldimann et al., 1998, *J. Bacteriol.* 180: 1277-1286). Other promoters are described in "Useful proteins from recombinant bacteria" in *Scientific American*, 1980, 242: 74-94; and in Sambrook and Russell, "Molecular Cloning: A Laboratory Manual," Third Edition 2001 (volumes 1-3), Cold Spring Harbor Laboratory Press, Cold Spring Harbor, N.Y.

[00117] The control sequence may also be a suitable transcription terminator sequence, a sequence recognized by a host cell to terminate transcription. The terminator sequence is operably linked to the 3' terminus of the nucleotide sequence encoding the polypeptide. Any terminator that is functional in an *E. coli* cell may be used in the present invention. It may also be desirable to add regulatory sequences that allow regulation of the expression of the polypeptide relative to the growth of the host cell. Examples of regulatory systems are those that cause the expression of the gene to be turned on or off in response to a chemical or physical stimulus, including the presence of a regulatory compound. Regulatory systems in prokaryotic systems include the lac, tac, and trp operator systems.

[00118] For various embodiments of the invention the genetic manipulations may be described to include various genetic manipulations, including those directed to change regulation of, and therefore ultimate activity of, an enzyme or enzymatic activity of an enzyme identified in any of the respective pathways. Such genetic modifications may be

directed to transcriptional, translational, and post-translational modifications that result in a change of enzyme activity and/or selectivity under selected and/or identified culture conditions and/or to provision of additional nucleic acid sequences such as to increase copy number and/or mutants of an enzyme related to fatty acid or fatty acid derived product production. Specific methodologies and approaches to achieve such genetic modification are well known to one skilled in the art, and include, but are not limited to: increasing expression of an endogenous genetic element; decreasing functionality of a repressor gene; introducing a heterologous genetic element; increasing copy number of a nucleic acid sequence encoding a polypeptide catalyzing an enzymatic conversion step to produce fatty acid or a fatty acid derived product; mutating a genetic element to provide a mutated protein to increase specific enzymatic activity; over-expressing; under-expressing; over-expressing a chaperone; knocking out a protease; altering or modifying feedback inhibition; providing an enzyme variant comprising one or more of an impaired binding site for a repressor and/or competitive inhibitor; knocking out a repressor gene; evolution, selection and/or other approaches to improve mRNA stability as well as use of plasmids having an effective copy number and promoters to achieve an effective level of improvement. Random mutagenesis may be practiced to provide genetic modifications that may fall into any of these or other stated approaches. The genetic modifications further broadly fall into additions (including insertions), deletions (such as by a mutation) and substitutions of one or more nucleic acids in a nucleic acid of interest. In various embodiments a genetic modification results in improved enzymatic specific activity and/or turnover number of an enzyme. Without being limited, changes may be measured by one or more of the following: K_M ; K_{cat} ; and $K_{avidity}$.

[00119] In various embodiments, to function more efficiently, a microorganism may comprise one or more gene deletions. For example, in *E. coli*, the genes encoding the lactate dehydrogenase (ldhA), phosphate acetyltransferase (pta), pyruvate oxidase (poxB), and pyruvate-formate lyase (pflB) may be disrupted, including deleted. Such gene disruptions, including deletions, are not meant to be limiting, and may be implemented in various combinations in various embodiments. Gene deletions may be accomplished by mutational gene deletion approaches, and/or starting with a mutant strain having reduced or no expression of one or more of these enzymes, and/or other methods known to those skilled in the art. Gene deletions may be effectuated by any of a number of known specific methodologies, including but not limited to the RED/ET methods using kits and other reagents sold by Gene Bridges (Gene Bridges GmbH, Dresden, Germany, <<www.genebridges.com>>).

[00120] More particularly as to the latter method, use of Red/ET recombination, is known to those of ordinary skill in the art and described in U.S. Patent Nos. 6,355,412 and 6,509,156, issued to Stewart et al. and incorporated by reference herein for its teachings of this method. Material and kits for such method are available from Gene Bridges (Gene Bridges GmbH, Dresden, Germany, <<www.genebridges.com>>), and the method may proceed by following the manufacturer's instructions. The method involves replacement of the target gene by a selectable marker via homologous recombination performed by the recombinase from λ -phage. The host microorganism expressing λ -red recombinase is transformed with a linear DNA product coding for a selectable marker flanked by the terminal regions generally ~50 bp, and alternatively up to about ~300 bp) homologous with the target gene. The marker could then be removed by another recombination step performed by a plasmid vector carrying the FLP-recombinase, or another recombinase, such as Cre.

[00121] Targeted deletion of parts of microbial chromosomal DNA or the addition of foreign genetic material to microbial chromosomes may be practiced to alter a host cell's metabolism so as to reduce or eliminate production of undesired metabolic products, such as the elimination of acetate, ethanol, lactate, and others or combination thereof (for example see **FIG. 5**). This may be used in combination with other genetic modifications such as described herein in this general example. In this detailed description, reference has been made to multiple embodiments and to the accompanying drawings in which are shown by way of illustration specific exemplary embodiments in which the invention may be practiced. These embodiments are described in sufficient detail to enable those skilled in the art to practice the invention, and it is to be understood that modifications to the various disclosed embodiments may be made by a skilled artisan.

[00122] Further, for a fatty acid or fatty acid derived product production, such genetic modifications may be chosen and/or selected for to achieve a higher flux rate through certain enzymatic conversion steps within the respective a fatty acid or fatty acid derived product production pathway and so may affect general cellular metabolism in fundamental and/or major ways. For example, in some embodiments the rate can be increased by genetic modifications that increase the flux from sugar to acetyl-CoA.

[00123] It will be appreciated that amino acid "homology" includes conservative substitutions, i.e. those that substitute a given amino acid in a polypeptide by another amino acid of similar characteristics. Typically seen as conservative substitutions are the following replacements: replacements of an aliphatic amino acid such as Ala, Val, Leu and Ile with another aliphatic amino acid; replacement of a Ser with a Thr or vice versa; replacement of an

acidic residue such as Asp or Glu with another acidic residue; replacement of a residue bearing an amide group, such as Asn or Gln, with another residue bearing an amide group; exchange of a basic residue such as Lys or Arg with another basic residue; and replacement of an aromatic residue such as Phe or Tyr with another aromatic residue.

[00124] For all nucleic acid and amino acid sequences provided herein, it is appreciated that conservatively modified variants of these sequences are included, and are within the scope of the invention in its various embodiments. Functionally equivalent nucleic acid and amino acid sequences (functional variants), which may include conservatively modified variants as well as more extensively varied sequences, which are well within the skill of the person of ordinary skill in the art, and microorganisms comprising these, also are within the scope of various embodiments of the invention, as are methods and systems comprising such sequences and/or microorganisms. In various embodiments, nucleic acid sequences encoding sufficiently homologous proteins or portions thereof are within the scope of the invention. More generally, nucleic acids sequences that encode a particular amino acid sequence employed in the invention may vary due to the degeneracy of the genetic code, and nonetheless fall within the scope of the invention. The following table provides a summary of similarities among amino acids, upon which conservative and less conservative substitutions may be based, and also various codon redundancies that reflect this degeneracy.

[00125] Table 1.: Similarities Among Amino Acids

AMINO ACID	RELATIONSHIPS	DNA CODONS
Alanine	N, Ali	GCT, GCC, GCA, GCG
Proline	N	CCT, CCC, CCA, CCG
Valine	N, Ali	GTT, GTC, GTA, GTG
Leucine	N, Ali	CTT, CTC, CTA, CTG, TTA, TTG
Isoleucine	N, Ali	ATT, ATC, ATA
Methionine	N	ATG
Phenylalanine	N, Aro	TTT, TTC
Tryptophan	N	TGG
Glycine	PU	GGT, GGC, GGA, GGG
Serine	PU	TCT, TCC, TCA, TCG, AGT, AGC
Threonine	PU	ACT, ACC, ACA, ACG
Asparagine	PU, Ami	AAT, AAC
Glutamine	PU, Ami	CAA, CAG

Cysteine	PU	TGT, TGC
Aspartic acid	NEG, A	GAT, GAC
Glutamic acid	NEG, A	GAA, GAG
Arginine	POS, B	CGT, CGC, CGA, CGG, AGA, AGG
Lysine	POS, B	AAA, AAG
Histidine	POS	CAT, CAC
Tyrosine	Aro	TAT, TAC
Stop Codons		TAA, TAG, TGA

[00126] Legend: side groups and other related properties: A=acidic; B=basic; Ali=aliphatic; Ami=amine; Aro= aromatic; N=nonpolar; PU=polar uncharged; NEG=negatively charged; POS=positively charged.

[00127] Also, variants and portions of particular nucleic acid sequences, and respective encoded amino acid sequences recited herein may exhibit a desired functionality, e.g., enzymatic activity at a selected level, when such nucleic acid sequence variant and/or portion contains a 15 nucleotide sequence identical to any 15 nucleotide sequence set forth in the nucleic acid sequences recited herein including, without limitation, the sequence starting at nucleotide number 1 and ending at nucleotide number 15, the sequence starting at nucleotide number 2 and ending at nucleotide number 16, the sequence starting at nucleotide number 3 and ending at nucleotide number 17, and so forth. It will be appreciated that the invention also provides isolated nucleic acid that contains a nucleotide sequence that is greater than 15 nucleotides (e.g., 16, 17, 18, 19, 20, 21, 22, 23, 24, 25, 26, 27, 28, 29, 30 or more nucleotides) in length and identical to any portion of the sequence set forth in nucleic acid sequences recited herein. For example, the invention provides isolated nucleic acid that contains a 25 nucleotide sequence identical to any 25 nucleotide sequence set forth in any one or more (including any grouping of) nucleic acid sequences recited herein including, without limitation, the sequence starting at nucleotide number 1 and ending at nucleotide number 25, the sequence starting at nucleotide number 2 and ending at nucleotide number 26, the sequence starting at nucleotide number 3 and ending at nucleotide number 27, and so forth. Additional examples include, without limitation, isolated nucleic acids that contain a nucleotide sequence that is 50 or more nucleotides (e.g., 100, 150, 200, 250, 300, or more nucleotides) in length and identical to any portion of any of the sequences disclosed herein. Such isolated nucleic acids can include, without limitation, those isolated nucleic acids

containing a nucleic acid sequence represented in any one section of discussion and/or examples, such as regarding a fatty acid or fatty acid derived product production pathways, nucleic acid sequences encoding enzymes of the fatty acid synthase system, or a fatty acid or fatty acid derived product tolerance. For example, the invention provides an isolated nucleic acid containing a nucleic acid sequence listed herein that contains a single insertion, a single deletion, a single substitution, multiple insertions, multiple deletions, multiple substitutions, or any combination thereof (e. g., single deletion together with multiple insertions). Such isolated nucleic acid molecules can share at least 60, 65, 70, 75, 80, 85, 90, 95, 97, 98, or 99 percent sequence identity with a nucleic acid sequence listed herein (i.e., in the sequence listing).

[00128] Additional examples include, without limitation, isolated nucleic acids that contain a nucleic acid sequence that encodes an amino acid sequence that is 50 or more amino acid residues (e.g., 100, 150, 200, 250, 300, or more amino acid residues) in length and identical to any portion of an amino acid sequence listed or otherwise disclosed herein.

[00129] In addition, the invention provides isolated nucleic acid that contains a nucleic acid sequence that encodes an amino acid sequence having a variation of an amino acid sequence listed or otherwise disclosed herein. For example, the invention provides isolated nucleic acid containing a nucleic acid sequence encoding an amino acid sequence listed or otherwise disclosed herein that contains a single insertion, a single deletion, a single substitution, multiple insertions, multiple deletions, multiple substitutions, or any combination thereof (e.g., single deletion together with multiple insertions). Such isolated nucleic acid molecules can contain a nucleic acid sequence encoding an amino acid sequence that shares at least 60, 65, 70, 75, 80, 85, 90, 95, 97, 98, or 99 percent sequence identity with an amino acid sequence listed or otherwise disclosed herein.

[00130] Examples of properties that provide the bases for conservative and other amino acid substitutions are exemplified in Table 1. Accordingly, one skilled in the art may make numerous substitutions to obtain an amino acid sequence variant that exhibits a desired functionality. BLASTP, CLUSTALP, and other alignment and comparison tools may be used to assess highly conserved regions, to which fewer substitutions may be made (unless directed to alter activity to a selected level, which may require multiple substitutions). More substitutions may be made in regions recognized or believed to not be involved with an active site or other binding or structural motif. In accordance with Table 1, for example, substitutions may be made of one polar uncharged (PU) amino acid for a polar uncharged amino acid of a listed sequence, optionally considering size/molecular weight (i.e.,

substituting a serine for a threonine). Guidance concerning which amino acid changes are likely to be phenotypically silent can be found, inter alia, in Bowie, J. U., et Al., "Deciphering the Message in Protein Sequences: Tolerance to Amino Acid Substitutions," Science 247:1306-1310 (1990). This reference is incorporated by reference for such teachings, which are, however, also generally known to those skilled in the art. Recognized conservative amino acid substitutions comprise (substitutable amino acids following each colon of a set): ala:ser; arg:lys; asn:gln or his; asp:glu; cys:ser; gln:asn; glu:asp; gly:pro; his:asn or gln; ile:leu or val; leu:ile or val; lys: arg or gln or glu; met:leu or ile; phe:met or leu or tyr; ser:thr; thr:ser; trp:tyr; tyr:trp or phe; val:ile or leu.

[00131] It is noted that codon preferences and codon usage tables for a particular species can be used to engineer isolated nucleic acid molecules that take advantage of the codon usage preferences of that particular species. For example, the isolated nucleic acid provided herein can be designed to have codons that are preferentially used by a particular microorganism of interest. Numerous software and sequencing services are available for such codon-optimizing of sequences.

[00132] The invention provides polypeptides that contain the entire amino acid sequence of an amino acid sequence listed or otherwise disclosed herein. In addition, the invention provides polypeptides that contain a portion of an amino acid sequence listed or otherwise disclosed herein. For example, the invention provides polypeptides that contain a 15 amino acid sequence identical to any 15 amino acid sequence of an amino acid sequence listed or otherwise disclosed herein including, without limitation, the sequence starting at amino acid residue number 1 and ending at amino acid residue number 15, the sequence starting at amino acid residue number 2 and ending at amino acid residue number 16, the sequence starting at amino acid residue number 3 and ending at amino acid residue number 17, and so forth. It will be appreciated that the invention also provides polypeptides that contain an amino acid sequence that is greater than 15 amino acid residues (e. g., 16, 17, 18, 19, 20, 21, 22, 23, 24, 25, 26, 27, 28, 29, 30 or more amino acid residues) in length and identical to any portion of an amino acid sequence listed or otherwise disclosed herein. For example, the invention provides polypeptides that contain a 25 amino acid sequence identical to any 25 amino acid sequence of an amino acid sequence listed or otherwise disclosed herein including, without limitation, the sequence starting at amino acid residue number 1 and ending at amino acid residue number 25, the sequence starting at amino acid residue number 2 and ending at amino acid residue number 26, the sequence starting at amino acid residue number 3 and ending at amino acid residue number 27, and so forth. Additional examples include, without limitation,

polypeptides that contain an amino acid sequence that is 50 or more amino acid residues (e.g., 100, 150, 200, 250, 300 or more amino acid residues) in length and identical to any portion of an amino acid sequence listed or otherwise disclosed herein. Further, it is appreciated that, per above, a 15 nucleotide sequence will provide a 5 amino acid sequence, so that the latter, and higher-length amino acid sequences, may be defined by the above-described nucleotide sequence lengths having identity with a sequence provided herein.

[00133] In addition, the invention provides polypeptides that an amino acid sequence having a variation of the amino acid sequence set forth in an amino acid sequence listed or otherwise disclosed herein. For example, the invention provides polypeptides containing an amino acid sequence listed or otherwise disclosed herein that contains a single insertion, a single deletion, a single substitution, multiple insertions, multiple deletions, multiple substitutions, or any combination thereof (e.g., single deletion together with multiple insertions). Such polypeptides can contain an amino acid sequence that shares at least 60, 65, 70, 75, 80, 85, 90, 95, 97, 98 or 99 percent sequence identity with an amino acid sequence listed or otherwise disclosed herein. A particular variant amino acid sequence may comprise any number of variations as well as any combination of types of variations.

[00134] As indicated herein, polypeptides having a variant amino acid sequence can retain enzymatic activity. Such polypeptides can be produced by manipulating the nucleotide sequence encoding a polypeptide using standard procedures such as site-directed mutagenesis or various PCR techniques. As noted herein, one type of modification includes the substitution of one or more amino acid residues for amino acid residues having a similar chemical and/or biochemical property. For example, a polypeptide can have an amino acid sequence set forth in an amino acid sequence listed or otherwise disclosed herein comprising one or more conservative substitutions.

[00135] More substantial changes can be obtained by selecting substitutions that are less conservative, and/or in areas of the sequence that may be more critical, for example selecting residues that differ more significantly in their effect on maintaining: (a) the structure of the polypeptide backbone in the area of the substitution, for example, as a sheet or helical conformation; (b) the charge or hydrophobicity of the polypeptide at the target site; or (c) the bulk of the side chain. The substitutions that in general are expected to produce the greatest changes in polypeptide function are those in which: (a) a hydrophilic residue, e.g., serine or threonine, is substituted for (or by) a hydrophobic residue, e.g., leucine, isoleucine, phenylalanine, valine or alanine; (b) a cysteine or proline is substituted for (or by) any other residue; (c) a residue having an electropositive side chain, e.g., lysine, arginine, or histidine,

is substituted for (or by) an electronegative residue, e.g., glutamic acid or aspartic acid; or (d) a residue having a bulky side chain, e.g., phenylalanine, is substituted for (or by) one not having a side chain, e.g., glycine. The effects of these amino acid substitutions (or other deletions or additions) can be assessed for polypeptides having enzymatic activity by analyzing the ability of the polypeptide to catalyze the conversion of the same substrate as the related native polypeptide to the same product as the related native polypeptide. Accordingly, polypeptides having 5, 10, 20, 30, 40, 50 or less conservative substitutions are provided by the invention.

[00136] Polypeptides and nucleic acids encoding polypeptides can be produced by standard DNA mutagenesis techniques, for example, M13 primer mutagenesis. Details of these techniques are provided in Sambrook and Russell, 2001. Nucleic acid molecules can contain changes of a coding region to fit the codon usage bias of the particular microorganism into which the molecule is to be introduced.

[00137] Alternatively, the coding region can be altered by taking advantage of the degeneracy of the genetic code to alter the coding sequence in such a way that, while the nucleic acid sequence is substantially altered, it nevertheless encodes a polypeptide having an amino acid sequence identical or substantially similar to the native amino acid sequence. For example, alanine is encoded in the open reading frame by the nucleotide codon triplet GCT. Because of the degeneracy of the genetic code, three other nucleotide codon triplets--GCA, GCC, and GCG--also code for alanine. Thus, the nucleic acid sequence of the open reading frame can be changed at this position to any of these three codons without affecting the amino acid sequence of the encoded polypeptide or the characteristics of the polypeptide. Based upon the degeneracy of the genetic code, nucleic acid variants can be derived from a nucleic acid sequence disclosed herein using standard DNA mutagenesis techniques as described herein, or by synthesis of nucleic acid sequences. Thus, for various embodiments the invention encompasses nucleic acid molecules that encode the same polypeptide but vary in nucleic acid sequence by virtue of the degeneracy of the genetic code.

[00138] The invention also provides an isolated nucleic acid that is at least about 12 bases in length (e.g., at least about 13, 14, 15, 16, 17, 18, 19, 20, 25, 30, 40, 50, 60, 100, 250, 500, 750, 1000, 1500, 2000, 3000, 4000, 5000, 6000, 7000, 8000, 9000, 10000, 11000, 12000, 13000, 14000, 15000, 16000, 17000, 18000, 19000 or 20000 bases in length) and hybridizes, under hybridization conditions, to the sense or antisense strand of a nucleic acid having a sequence listed or otherwise disclosed herein. The hybridization conditions can be moderately or highly stringent hybridization conditions.

F. REDIRECTING MALONYL-COA FROM NATIVE MALONYL-ACP DEPENDENT FATTY ACID SYNTHESIS TO MALONYL-COA DEPENDENT FATTY ACID SYNTHESIS

[00139] Compositions of the present invention, such as genetically modified microorganisms, comprise a production pathway for a fatty acid or fatty acid derived product in which malonyl-CoA is a substrate, and may also comprise one or more genetic modifications to reduce the activity of enzymes encoded by one or more of the microorganisms malonyl-ACP dependent fatty acid synthetase system genes. The compositions may be used in the methods and systems of the present invention.

[00140] Regarding microbial fermentation of a number of fatty acid or fatty acid derived products in many microorganisms of commercial fermentation interest, malonyl-CoA is a metabolic intermediate that, under normal growth conditions, is converted to fatty acids and derivatives thereof, such as phospholipids, that are then used in cell membranes and for other key cellular functions. For example, in *Escherichia coli*, the fatty acid synthase system is a type II or dissociated fatty acid synthase system. In this system the enzymes of the malonyl-ACP dependent fatty acid production pathway are encoded by distinct genes, and, common for many critical metabolic pathways, is well-regulated, including by downstream products inhibiting upstream enzymes.

[00141] In various microorganisms conversion of the metabolic intermediate malonyl-CoA to fatty acids via a fatty acid synthesis system (i.e., pathway or complex) is the only or the major use of malonyl-CoA. It has been determined that when a production pathway to an alternative chemical product exists in a microorganism, reducing such conversion of malonyl-CoA to fatty acids can improve metrics for production of that alternative chemical product. For example, in many microorganism cells the fatty acid synthase system comprises polypeptides that have the following enzymatic activities: malonyl-CoA-acyl carrier protein (ACP) transacylase; β -ketoacyl-ACP synthase; β -ketoacyl-ACP reductase; β -hydroxyacyl-ACP dehydratase; 3-hydroxyacyl-ACP dehydratase; and enoyl-ACP reductase. In various embodiments nucleic acid sequences that encode temperature-sensitive forms of these polypeptides may be introduced in place of the native enzymes, and when such genetically modified microorganisms are cultured at elevated temperatures (at which these thermolabile polypeptides become inactivated, partially or completely, due to alterations in protein structure or complete denaturation), there is observed an increase in a chemical product. In *E. coli*, these temperature-sensitive mutant genes could include *fabI*^{ts}(S241F), *fabB*^{ts}(A329V) or *fabD*^{ts}(W257Q). In other embodiments other types of genetic modifications may be made

to otherwise modulate, such as lower, enzymatic activities of one or more of these polypeptides. In various embodiments a result of such genetic modifications is to shift malonyl-CoA utilization so that there is a reduced conversion of malonyl-CoA to fatty acids via the native pathway, overall biomass, and proportionally greater conversion of carbon source to a chemical product including a fatty acid or fatty acid derived product via a malonyl-CoA dependent and malonyl-ACP independent route. In various embodiments, the specific productivity for the microbially produced chemical product is unexpectedly high. Also, additional genetic modifications, such as to increase malonyl-CoA production, may be made for certain embodiments. Figure 1 depicts metabolic pathways of a microorganism related to genetic modifications for increasing flux through the intermediate malonyl-CoA.

[00142] One enzyme, enoyl-acyl carrier protein reductase (EC No. 1.3.1.9, also referred to as enoyl-ACP reductase) is a key enzyme for fatty acid biosynthesis from malonyl-CoA. In *Escherichia coli* this enzyme, FabI, is encoded by the gene *fabI* (See "Enoyl-Acyl Carrier Protein (*fabI*) Plays a Determinant Role in Completing Cycles of Fatty Acid Elongation in *Escherichia coli*," Richard J. Heath and Charles O. Rock, J. Biol. Chem. 270:44, pp. 26538-26543 (1995), incorporated by reference for its discussion of *fabI* and the fatty acid synthase system).

[00143] The present invention may utilize a microorganism that is provided with a nucleic acid sequence (polynucleotide) that encodes a polypeptide having enoyl-ACP reductase enzymatic activity that may be modulated during a fermentation event. For example, a nucleic acid sequence encoding a temperature-sensitive enoyl-ACP reductase may be provided in place of the native enoyl-ACP reductase, so that an elevated culture temperature results in reduced enzymatic activity, which then results in a shifting utilization of malonyl-CoA to production of a desired chemical product. At such elevated temperature the enzyme is considered non-permissive, as is the temperature. One such sequence is a mutant temperature-sensitive *fabI* (*fabI*^{TS}) of *E. coli* or the *fabI*^{ts}(S241F).

[00144] It is appreciated that nucleic acid and amino acid sequences for enoyl-ACP reductase in species other than *E. coli* are readily obtained by conducting homology searches in known genomics databases, such as BLASTN and BLASTP. Approaches to obtaining homologues in other species and functional equivalent sequences are described herein. Accordingly, it is appreciated that the present invention may be practiced by one skilled in the art for many microorganism species of commercial interest.

[00145] Other approaches than a temperature-sensitive enoyl-ACP reductase may be employed as known to those skilled in the art, such as, but not limited to, replacing a native

enoyl-ACP or enoyl-CoA reductase with a nucleic acid sequence that includes an inducible promoter for this enzyme, so that an initial induction may be followed by no induction, thereby decreasing enoyl-ACP or enoyl-CoA reductase enzymatic activity after a selected cell density is attained.

[00146] In some aspects, the present invention comprises a genetically modified microorganism that comprises at least one genetic modification that provides, completes, or enhances a selected chemical product production pathway effective to convert malonyl-CoA to the selected chemical product, and further comprises a genetic modification of carbonic anhydrase to increase bicarbonate levels in the microorganism cell and/or a supplementation of its culture medium with bicarbonate and/or carbonate, and may further comprise one or more genetic modifications to increase enzymatic activity of one or more of acetyl-CoA carboxylase and NADPH-dependent transhydrogenase. Related methods and systems utilize such genetically modified microorganism.

[00147] In various embodiments the present invention is directed to a method of making a chemical product comprising: providing a selected cell density of a genetically modified microorganism population in a vessel, wherein the genetically modified microorganism comprises a production pathway for production of a chemical product from malonyl-CoA; and reducing enzymatic activity of at least one enzyme of the genetically modified microorganism's malonyl-ACP dependent fatty acid synthase pathway.

[00148] In various embodiments, reducing the enzymatic activity of an enoyl-ACP reductase in a microorganism host cell results in production of chemical product at elevated specific and volumetric productivity. In still other embodiments, reducing the enzymatic activity of an enoyl-ACP reductase in a microorganism host cell results in production of the chemical product at elevated specific and volumetric productivity.

[00149] **Figure 2** depicts metabolic pathways of a microorganism to produce a butyryl-CoA primer for fatty acyl-CoA synthesis via a malonyl-CoA dependent manner. This involves increasing activity of a malonyl-CoA dependent acetoacetyl-CoA synthase enzyme alone or in combination with decreasing an microorganism's acetoacetyl-CoA thiolase activity. The malonyl-CoA dependent production of acetoacetyl-CoA is then followed by the reduction to butyrate by increasing 3-hydroxybutyryl-CoA dehydrogenase or 3-ketoacyl-CoA reductase activity as well as enoyl-CoA hydratase and trans-2-enoyl-CoA reductase activity. The butyryl-CoA primer can then be used for to produce longer chain fatty acyl-CoAs or alternatively butyrate, butanol or other products.

[00150] **Figure 3A** depicts metabolic pathways of a microorganism to produce a fatty acyl-CoA synthesis via a acetyl-CoA dependent manner, starting with the primer butyryl-CoA. This involves increasing activity of a 3-ketoacyl-CoA thiolase activity, 3-hydroxybutyryl-CoA dehydrogenase or 3-ketoacyl-CoA reductase activity as well as enoyl-CoA hydratase and trans-2-enoyl-CoA reductase activity.

[00151] **Figure 3B** depicts metabolic pathways of a microorganism to produce a fatty acyl-CoA synthesis via a malonyl-CoA dependent manner, starting with the primer butyryl-CoA. This involves increasing activity of a 3-ketoacyl-CoA synthase or elongase activity, 3-hydroxybutyryl-CoA dehydrogenase or 3-ketoacyl-CoA reductase activity as well as enoyl-CoA hydratase and trans-2-enoyl-CoA reductase activity.

[00152] Another approach to genetic modification to reduce enzymatic activity of these enzymes is to provide an inducible promoter that promotes one such enzyme, such as the enoyl-ACP reductase gene (e.g., *fabI* in *E. coli*). In such example this promoter may be induced (such as with isopropyl- μ -D-thiogalactopyranoside (IPTG)) during a first phase of a method herein, and after the IPTG is exhausted, removed or diluted out the second step, of reducing enoyl-ACP reductase enzymatic activity, may begin. Other approaches may be applied to control enzyme expression and activity such as are described herein and/or known to those skilled in the art. For example promoters that are turned on in response to phosphate depletion may be used to controllably express desired genes. Such promoters could include the *yibD* or *pstS* gene promoters in *E. coli*.

[00153] While enoyl-CoA reductase is considered an important enzyme of the fatty acid synthase system, genetic modifications may be made to any combination of the polynucleotides (nucleic acid sequences) encoding the polypeptides exhibiting the enzymatic activities of this system, such as are listed herein. For example, FabB, β -ketoacyl-acyl carrier protein synthase I, is an enzyme in *E. coli* that is essential for growth and the biosynthesis of both saturated and unsaturated fatty acids. Inactivation of FabB results in the inhibition of fatty acid elongation and diminished cell growth as well as eliminating a futile cycle that recycles the malonate moiety of malonyl-ACP back to acetyl-CoA. FabF, β -ketoacyl-acyl carrier protein synthase II, is required for the synthesis of saturated fatty acids and the control membrane fluidity in cells. Both enzymes are inhibited by cerulenin.

[00154] It is reported that overexpression of FabF results in diminished fatty acid biosynthesis. It is proposed that FabF outcompetes FabB for association with FabD, malonyl-CoA:ACP transacylase. The association of FabB with FabD is required for the condensation reaction that initiates fatty acid elongation. (See Microbiological Reviews, Sept. 1993, p.

522-542 Vol. 57, No. 3; K. Magnuson et al., "Regulation of Fatty Acid Biosynthesis in *Escherichia coli*," American Society for Microbiology; W. Zha et al., "Improving cellular malonyl-CoA level in *Escherichia coli* via metabolic engineering," *Metabolic Engineering* 11 (2009) 192–198). An alternative to genetic modification to reduce such fatty acid synthase enzymes is to provide into a culture system a suitable inhibitor of one or more such enzymes. This approach may be practiced independently or in combination with the genetic modification approach. Inhibitors, such as cerulenin, thiolactomycin, and triclosan (this list not limiting) or genetic modifications directed to reduce activity of enzymes encoded by one or more of the fatty acid synthetase system genes may be employed, singly or in combination. [00155] Without being bound to a particular theory, it is believed that reducing the enzymatic activity of enoyl-ACP reductase (and/or of other enzymes of the fatty acid synthase system) in a microorganism leads to an accumulation and/or shunting of malonyl-CoA, a metabolic intermediate upstream of the enzyme, and such malonyl-CoA may then be converted to a chemical product for which the microorganism cell comprises a metabolic pathway that utilizes malonyl-CoA. In certain compositions, methods and systems of the present invention the reduction of enzymatic activity of enoyl-ACP reductase (or, more generally, of the fatty acid synthase system) is made to occur after a sufficient cell density of a genetically modified microorganism is attained. This bi-phasic culture approach balances a desired quantity of biocatalyst, in the cell biomass which supports a particular production rate, with yield, which may be partly attributed to having less carbon be directed to cell mass after the enoyl-ACP reductase activity (and/or activity of other enzymes of the fatty acid synthase system) is/are reduced. This results in a shifting net utilization of malonyl-CoA, thus providing for greater carbon flux to a desired chemical product.

[00156] In various embodiments of the present invention the specific productivity is elevated and this results in overall rapid and efficient microbial fermentation methods and systems. In various embodiments the volumetric productivity also is substantially elevated.

[00157] The improvements in both specific and volumetric productivity parameters based on the teachings and previous data, such as for fatty acids, are unexpected and advance the art.

[00158] The reduction of enoyl-ACP reductase activity and/or of other enzymes of the fatty acid synthase system may be achieved in a number of ways, as is discussed herein.

[00159] By "means for modulating" the conversion of malonyl-CoA to fatty acyl-ACP or fatty acyl-CoA molecules, and to fatty acid molecules, is meant any one of the following: 1) providing in a microorganism cell at least one polynucleotide that encodes at least one polypeptide having activity of one of the malonyl-ACP dependent fatty acid synthase system

enzymes (such as recited herein), wherein the polypeptide so encoded has (such as by mutation and/or promoter substitution, etc., to lower enzymatic activity), or may be modulated to have (such as by temperature sensitivity, inducible promoter, etc.) a reduced enzymatic activity; 2) providing to a vessel comprising a microorganism cell or population an inhibitor that inhibits enzymatic activity of one or more of the malonyl-ACP dependent fatty acid synthase system enzymes (such as recited herein), at a dosage effective to reduce enzymatic activity of one or more of these enzymes. These means may be provided in combination with one another. When a means for modulating involves a conversion, during a fermentation event, from a higher to a lower activity of the fatty acid synthetase system, such as by increasing temperature of a culture vessel comprising a population of genetically modified microorganism comprising a temperature-sensitive fatty acid synthetase system polypeptide (e.g., enoyl-ACP reductase), or by adding an inhibitor, there are conceived two modes – one during which there is higher activity, and a second during which there is lower activity, of such fatty acid synthetase system. During the lower activity mode, a shift to greater utilization of malonyl-CoA to a selected chemical product may proceed via the increased activity of one or more malonyl-CoA dependent, malonyl-ACP independent fatty acyl-CoA metabolic pathways.

[00160] Once the modulation is in effect to decrease the noted enzymatic activity(ies), each respective enzymatic activity so modulated may be reduced by at least 10, at least 20, at least 30, at least 40, at least 50, at least 60, at least 70, at least 80, or at least 90 percent compared with the activity of the native, non-modulated enzymatic activity (such as in a cell or isolated). Similarly, the conversion of malonyl-CoA to fatty acyl-ACP or fatty acyl-CoA molecules may be reduced by at least 10, at least 20, at least 30, at least 40, at least 50, at least 60, at least 70, at least 80, or at least 90 percent compared with such conversion in a non-modulated cell or other system. Likewise, the conversion of malonyl-CoA to fatty acid molecules may be reduced by at least 10, at least 20, at least 30, at least 40, at least 50, at least 60, at least 70, at least 80, or at least 90 percent compared with such conversion in a non-modulated cell or other system.

G. PRODUCTION PATHWAYS FROM MALONYL-COA TO FATTY ACYL-COA DEPENDENT PRODUCTS

[00161] In various embodiments the compositions, methods and systems of the present invention involve inclusion of a metabolic production pathway that converts malonyl-CoA to a fatty acid or fatty acid derived product.

[00162] Any of the above polypeptides may be NADH- or NADPH-dependent, and methods known in the art may be used to convert a particular enzyme to be either form. More particularly, any method can be used to convert a polypeptide that uses NADPH as a cofactor into a polypeptide that uses NADH as a cofactor such as those described by others (Eppink et al., J Mol. Biol., 292 (1) : 87-96 (1999), Hall and Tomsett, Microbiology, 146 (Pt 6): 1399-406 (2000), and Dohr et al., Proc. Natl. Acad. Sci., 98 (1) : 81-86 (2001)).(See e.g., WO 2002/042418).

[00163] In various embodiments, bio-production of a selected chemical product may reach at least 1, at least 2, at least 5, at least 10, at least 20, at least 30, at least 40, and at least 50 g/liter titer, such as by using one of the methods disclosed herein.

[00164] As may be realized by appreciation of the advances disclosed herein as they relate to commercial fermentations of selected chemical products, embodiments of the present invention may be combined with other genetic modifications and/or method or system modulations so as to obtain a microorganism (and corresponding method) effective to produce at least 10, at least 20, at least 30, at least 40, at least 45, at least 50, at least 80, at least 100, or at least 120 grams of a chemical product per liter of final (e.g., spent) fermentation broth while achieving this with specific and/or volumetric productivity rates as disclosed herein.

[00165] In some embodiments a microbial chemical bio-production event (i.e., a fermentation event using a cultured population of a microorganism) proceeds using a genetically modified microorganism as described herein, wherein the specific productivity is between 0.01 and 0.60 grams of selected chemical product produced per gram of microorganism cell on a dry weight basis per hour (g chemical product/g DCW-hr). In various embodiments the specific productivity is greater than 0.01, greater than 0.05, greater than 0.10, greater than 0.15, greater than 0.20, greater than 0.25, greater than 0.30, greater than 0.35, greater than 0.40, greater than 0.45, or greater than 0.50 g chemical product/g DCW-hr. Specific productivity may be assessed over a 2, 4, 6, 8, 12 or 24 hour period in a particular microbial chemical production event. More particularly, the specific productivity for a chemical product is between 0.05 and 0.10, 0.10 and 0.15, 0.15 and 0.20, 0.20 and 0.25, 0.25 and 0.30, 0.30 and 0.35, 0.35 and 0.40, 0.40 and 0.45, or 0.45 and 0.50 g chemical product/g DCW-hr., 0.50 and 0.55, or 0.55 and 0.60 g chemical product/g DCW-hr. Various embodiments comprise culture systems demonstrating such productivity.

[00166] Also, in various embodiments of the present invention the volumetric productivity achieved may be 0.25 g fatty acid (or other chemical product) per liter per hour (g (chemical

product)/L-hr), may be greater than 0.25 g fatty acid (or other chemical product)/L-hr, may be greater than 0.50 g fatty acid (or other chemical product)/L-hr, may be greater than 1.0 g fatty acid (or other chemical product)/L-hr, may be greater than 1.50 g fatty acid (or other chemical product)/L-hr, may be greater than 2.0 g fatty acid (or other chemical product)/L-hr, may be greater than 2.50 g fatty acid (or other chemical product)/L-hr, may be greater than 3.0 g fatty acid (or other chemical product)/L-hr, may be greater than 3.50 g fatty acid (or other chemical product)/L-hr, may be greater than 4.0 g fatty acid (or other chemical product)/L-hr, may be greater than 4.50 g fatty acid (or other chemical product)/L-hr, may be greater than 5.0 g fatty acid (or other chemical product)/L-hr, may be greater than 5.50 g fatty acid (or other chemical product)/L-hr, may be greater than 6.0 g fatty acid (or other chemical product)/L-hr, may be greater than 6.50 g fatty acid (or other chemical product)/L-hr, may be greater than 7.0 g fatty acid (or other chemical product)/L-hr, may be greater than 7.50 g fatty acid (or other chemical product)/L-hr, may be greater than 8.0 g fatty acid (or other chemical product)/L-hr, may be greater than 8.50 g fatty acid (or other chemical product)/L-hr, may be greater than 9.0 g fatty acid (or other chemical product)/L-hr, may be greater than 9.50 g fatty acid (or other chemical product)/L-hr, or may be greater than 10.0 g fatty acid (or other chemical product)/L-hr.

[00167] In some embodiments, specific productivity as measured over a 24-hour fermentation (culture) period may be greater than 0.01, 0.05, 0.10, 0.20, 0.5, 1.0, 2.0, 3.0, 4.0, 5.0, 6.0, 7.0, 8.0, 9.0, 10.0, 11.0 or 12.0 grams of chemical product per gram DCW of microorganisms (based on the final DCW at the end of the 24-hour period).

[00168] In various aspects and embodiments of the present invention, there is a resulting substantial increase in microorganism specific productivity that advances the fermentation art and commercial economic feasibility of microbial chemical production, such as of a fatty acid (but not limited thereto).

[00169] Stated in another manner, in various embodiments the specific productivity exceeds (is at least) 0.01 g chemical product/g DCW-hr, exceeds (is at least) 0.05 g chemical product/g DCW-hr, exceeds (is at least) 0.10 g chemical product/g DCW-hr, exceeds (is at least) 0.15 g chemical product/g DCW-hr, exceeds (is at least) 0.20 g chemical product/g DCW-hr, exceeds (is at least) 0.25 g chemical product/g DCW-hr, exceeds (is at least) 0.30 g chemical product/g DCW-hr, exceeds (is at least) 0.35 g chemical product/g DCW-hr, exceeds (is at least) 0.40 g chemical product/g DCW-hr, exceeds (is at least) 0.45 g chemical product/g DCW-hr, exceeds (is at least) 0.50 g chemical product/g DCW-hr, exceeds (is at least) 0.60 g chemical product/g DCW-hr.

[00170] More generally, based on various combinations of the genetic modifications described herein, optionally in combination with supplementations described herein, specific productivity values for a fatty acid or fatty acid derived product, and for other chemical products described herein, may exceed 0.01 g chemical product/g DCW-hr, may exceed 0.05 g chemical product/g DCW-hr, may exceed 0.10 g chemical product/g DCW-hr, may exceed 0.15 g chemical product/g DCW-hr, may exceed 0.20 g chemical product/g DCW-hr, may exceed 0.25 g chemical product/g DCW-hr, may exceed 0.30 g chemical product/g DCW-hr, may exceed 0.35 g chemical product/g DCW-hr, may exceed 0.40 g chemical product/g DCW-hr, may exceed 0.45 g chemical product/g DCW-hr, and may exceed 0.50 g or 0.60 g chemical product/g DCW-hr. Such specific productivity may be assessed over a 2, 4, 6, 8, 12 or 24 hour period in a particular microbial chemical production event.

[00171] The improvements achieved by embodiments of the present invention may be determined by percentage increase in specific productivity, or by percentage increase in volumetric productivity, compared with an appropriate control microorganism lacking the particular genetic modification combinations taught herein (with or without the supplements taught herein, added to a vessel comprising the microorganism population). For particular embodiments and groups thereof, such specific productivity and/or volumetric productivity improvements is/are at least 10, at least 20, at least 30, at least 40, at least 50, at least 100, at least 200, at least 300, at least 400, and at least 500 percent over the respective specific productivity and/or volumetric productivity of such appropriate control microorganism.

[00172] The specific methods and teachings of the specification, and/or cited references that are incorporated by reference, may be incorporated into the examples. Also, production of a chemical product may reach at least 1, at least 2, at least 5, at least 10, at least 20, at least 30, at least 40, and at least 50 g/liter titer in various embodiments.

[00173] The metrics may be applicable to any of the compositions, e.g., genetically modified microorganisms, methods, e.g., of producing chemical products, and systems, e.g., fermentation systems utilizing the genetically modified microorganisms and/or methods disclosed herein.

[00174] It is appreciated that iterative improvements using the strategies and methods provided herein, and based on the discoveries of the interrelationships of the pathways and pathway portions, may lead to even greater chemical product bio-production at the conclusion of a bio-production event.

H. COMBINATIONS OF GENETIC MODIFICATIONS

[00175] In some embodiments, at least one genetic modification to decrease enzymatic activity is a gene disruption. In some embodiments, at least one genetic modification to decrease enzymatic activity is a gene deletion.

[00176] In some embodiments, the genetic modification increases microbial synthesis of a selected fatty acid or fatty acid derived chemical product above a rate or titer of a control microorganism lacking said at least one genetic modification to produce a selected chemical product. In some embodiments, the genetic modification is effective to increase enzymatic conversions to a selected chemical product by at least about 5 percent, at least about 10 percent, at least about 20 percent, at least about 30 percent, or at least about 50 percent above the enzymatic conversion of a control microorganism lacking the genetic modification.

Several of these non-limiting genetic modifications to enzymes or enzymatic activities are listed below in Table 2.

[00177] Table 2.: Genetic Modifications

ENZYME FUNCTION	E.C. CLASSIFICATION No.	GENE NAME IN <i>E. COLI</i>	COMMENTS
Glucose transporter	N/A	galP	Increase function
Pyruvate dehydrogenase E1p	1.2.4.1	aceE	Increase function
lipoate acetyltransferase / dihydrolipoamide acetyltransferase	2.3.1.12	aceF	Increase function
Pyruvate dehydrogenase E3 (lipoamide dehydrogenase)	1.8.1.4	lpd	Increase function or alter such as by mutation to increase resistance to NADH inhibition,
Lactate dehydrogenase	1.1.1.28	ldhA	Decrease function, including by mutation

Pyruvate formate lyase (B "inactive")	2.3.1.-	pflB	Decrease function, including by mutation
Pyruvate oxidase	1.2.2.2	poxB	Decrease function, including by mutation
Phosphate acetyltransferase	2.3.1.8	Pta	Decrease function, including by mutation
acetate kinase	2.7.2.15 2.7.2.1	ackA	Decrease function, including by mutation
methylglyoxal synthase	4.2.3.3	mgsA	Decrease function, including by mutation
Heat stable, histidyl phosphorylatable protein (of PTS)	N/A	ptsH (HPr)	Decrease function, including by mutation
Phosphoryl transfer protein (of PTS)	N/A	ptsI	Decrease function, including by mutation
Polypeptide chain (of PTS)	N/A	Crr	Decrease function, including by mutation
3-oxoacyl-ACP synthase I 3-oxoacyl-ACP synthase II monomer	2.3.1.179 2.3.1.41	fabF	Decrease function, including by mutation
β -ketoacyl-ACP synthase I, 3-oxoacyl-ACP-synthase I	2.3.1.41 2.3.1.-	fabB	Decrease function, including by mutation
Malonyl-CoA-ACP transacylase	2.3.1.39	fabD	Decrease function, including by mutation
enoyl acyl carrier protein reductase	1.3.1.9, 1.3.1.10	fabI	Decrease function, including by mutation
β -ketoacyl-acyl carrier protein synthase III	2.3.1.180	fabH	Decrease function, including by mutation
Carboxyl transferase subunit α subunit	6.4.1.2	accA	Increase function
Biotin carboxyl carrier protein	6.4.1.2	accB	Increase function
Biotin carboxylase subunit	6.3.4.14	accC	Increase function

Carboxyl transferase subunit β subunit	6.4.1.2	accD	Increase function
long chain fatty acyl thioesterase I	3.1.2.2, 3.1.1.5	tesA	Increase function as well as alter by mutation to express in cytoplasm or deletion
acyl-CoA synthase	2.3.1.86	fadD	Decrease via deletion or mutation
acetate CoA-transferase	2.8.3.8	atoD	Decrease via deletion or mutation
acetate CoA-transferase	2.8.3.8	atoA	Decrease via deletion or mutation
Transporter	N/A	atoE	Decrease via deletion or mutation
acetyl-CoA acetyltransferase	2.3.1.9	atoB	Decrease via deletion or mutation
pantothenate kinase	2.7.1.33	coaA	Increase via expression or feedback resistant mutation
lactose repressor	N/A	lacI	Decrease via deletion or mutation
γ -glutamyl- γ - aminobutyraldehyde dehydrogenase	1.2.1.-	puuC	Decrease via deletion or mutation
malate synthase A	2.3.3.9	aceB	Decrease via deletion or mutation
isocitrate lyase	4.1.3.1	aceA	Decrease via deletion or mutation
isocitrate dehydrogenase phosphatase / isocitrate dehydrogenase kinase	3.1.3.-2.7.11.5.	aceK	Decrease via deletion or mutation
pyruvate formate-lyase deactivase	1.2.1.10 1.1.1.1	adhE	Decrease via deletion or mutation

aldehyde dehydrogenase A, NAD-linked	1.2.1.21 1.2.1.22	aldA	Decrease via deletion or mutation
acetaldehyde dehydrogenase	1.2.1.4	aldB	Decrease via deletion or mutation
Lambda phage DE3 lysogen	N/A	λDE3	Increase
T7 mRNA polymerase	N/A	T7pol	Increase
trigger factor	5.2.1.8	tig	Decrease via deletion or mutation
3-ketoacyl-CoA thiolase	2.3.1.16	fadA	Increase
dodecenoyl-CoA δ-isomerase, enoyl-CoA hydratase, 3-hydroxybutyryl-CoA epimerase, 3-hydroxyacyl-CoA dehydrogenase	5.3.3.8 1.1.1.35 5.1.2.3 4.2.1.17	fadB	Increase
Sucrose permease	N/A	cscB	Increase
Invertase	3.2.1.26	<i>cscA</i>	Increase
fructokinase	2.7.1.4	<i>cscK</i>	Increase
carbonic anhydrase	4.2.1.1	cynT	Increase
carbonic anhydrase	4.2.1.1	can	Increase
pyridine nucleotide transhydrogenase	1.6.1.2	pntAB	Increase
pyridine nucleotide transhydrogenase	1.6.1.1	udhA	Increase
acyl-CoA thioesterase	3.1.2.20 3.1.2.2	yciA	Increase and or decrease
thioesterase II	3.1.2.20 3.1.2.2	tesB	Increase and or decrease
thioesterase III	3.1.2.-	fadM	Increase and or decrease
hydroxyphenylacetyl-CoA thioesterase	N/A	paaI	Increase and or decrease

esterase/thioesterase	3.1.2.28	ybgC	Increase and or decrease
proofreading thioesterase in enterobactin biosynthesis		entH	Increase and or decrease
acetoacetyl-CoA synthase	2.3.1.194	npth07	Increase
3-ketoacyl-CoA synthase/elongase	2.3.1	Elo1	Increase
3-ketoacyl-CoA synthase/elongase	2.3.1	Elo2	Increase
3-Hydroxybutyryl-CoA dehydrogenase	1.1.1.157	hbd	Increase
3-oxoacyl-CoA reductase	1.1.1.100	fabG	Increase
enoyl-CoA hydratase	4.2.1.17	crt	Increase
enoyl-CoA hydratase	4.2.1.17	ech2	Increase
Trans-2-enoyl-reductase	1.3.1.9	ter	Increase
thioesterase	3.1.2.20	paal	Decrease

E.C. No. = "Enzyme Commission number"

[00178] Further with regard to decreasing enzyme function based on the teaching in Table 2, any one or a combination of enzyme functions of the following may be decreased in a particular embodiment combined with other genetic modifications described herein: β -ketoacyl-ACP synthase I, 3-oxoacyl-ACP-synthase I; Malonyl-CoA-ACP transacylase; enoyl ACP reductase; and β -ketoacyl-ACP synthase III.

[00179] Accordingly, as described in various sections above, some compositions, methods and systems of the present invention comprise providing a genetically modified microorganism that comprises both a production pathway to a selected chemical product, such as a fatty acid or fatty acid derived product, and a modified polynucleotide that encodes an enzyme of the malonyl-ACP dependent fatty acid synthase system that exhibits reduced activity, so that utilization of malonyl-CoA shifts toward the production pathway compared with a comparable (control) microorganism lacking such modifications. The methods involve producing the chemical product using a population of such genetically modified microorganism in a vessel, provided with a nutrient media. Other genetic modifications described herein, to other enzymes, such as acetyl-CoA carboxylase and/or NADPH-

dependent transhydrogenase, may be present in some such embodiments. Providing additional copies of polynucleotides that encode polypeptides exhibiting these enzymatic activities is shown to increase a fatty acid or fatty acid derived product production. Other ways to increase these respective enzymatic activities is known in the art and may be applied to various embodiments of the present invention.

[00180] Also, without being limiting, a first step in some multi-phase method embodiments of making a chemical product may be exemplified by providing into a vessel, such as a culture or bioreactor vessel, a nutrient media, such as a minimal media as known to those skilled in the art, and an inoculum of a genetically modified microorganism so as to provide a population of such microorganism, such as a bacterium, and more particularly a member of the family Enterobacteriaceae, such as *E. coli*, where the genetically modified microorganism comprises a metabolic pathway that converts malonyl-CoA to a selected chemical product. This inoculum is cultured in the vessel so that the cell density increases to a cell density suitable for reaching a production level of a fatty acid or fatty acid derived product that meets overall productivity metrics taking into consideration the next step of the method. In various alternative embodiments, a population of these genetically modified microorganisms may be cultured to a first cell density in a first, preparatory vessel, and then transferred to the noted vessel so as to provide the selected cell density. Numerous multi-vessel culturing strategies are known to those skilled in the art. Any such embodiments provide the selected cell density according to the first noted step of the method.

[00181] Also without being limiting, a subsequent step may be exemplified by two approaches, which also may be practiced in combination in various embodiments. A first approach provides a genetic modification to the genetically modified microorganism such that its enoyl-ACP reductase enzymatic activity may be controlled. As one example, a genetic modification may be made to substitute a temperature-sensitive mutant enoyl-ACP reductase (e.g., *fabI*^{TS} in *E. coli*) for the native enoyl-ACP reductase. The former may exhibit reduced enzymatic activity at temperatures above 30°C but normal enzymatic activity at 30°C, so that elevating the culture temperature to, for example to 34°C, 35°C, 36°C, 37°C or even 42°C, reduces enzymatic activity of enoyl-ACP reductase. In such case, more malonyl-CoA is converted to a fatty acid or fatty acid derived product or another chemical product than at 30°C, where conversion of malonyl-CoA to fatty acids is not impeded by a less effective enoyl-ACP reductase.

[00182] As to the production increase aspects of the invention, which may result in elevated titer of a selected chemical product in industrial bio-production, the genetic modifications

comprise introduction of one or more nucleic acid sequences into a microorganism, wherein the one or more nucleic acid sequences encode for and express one or more production pathway enzymes (or enzymatic activities of enzymes of a production pathway). In various embodiments these improvements thereby combine to increase the efficiency and efficacy of, and consequently to lower the costs for, the industrial bio-production production of a selected chemical product.

[00183] In various embodiments, genetic modifications may be directed to transcriptional, translational, and post-translational modifications that result in a change of enzyme activity and/or selectivity under selected and/or identified culture conditions. Thus, in various embodiments, to function more efficiently, a microorganism may comprise one or more gene deletions.

[00184] Gene deletions may be accomplished by mutational gene deletion approaches, and/or starting with a mutant strain having reduced or no expression of one or more of these enzymes, and/or other methods known to those skilled in the art.

[00185] Aspects of the invention also regard provision of multiple genetic modifications to improve microorganism overall effectiveness in converting a selected carbon source into a selected chemical product such as a polyketide. Particular combinations are shown, such as in the Examples, to increase specific productivity, volumetric productivity, titer and yield substantially over more basic combinations of genetic modifications.

[00186] Additional genetic modifications may be provided in a microorganism strain of the present invention. Many such modifications may be provided to impart a particular phenotype.

[00187] For example, the ability to utilize sucrose may be provided, and this would expand the range of feed stocks that can be utilized to produce a fatty acid or fatty acid derived product or other chemical products. Common laboratory and industrial strains of *E. coli*, such as the strains described herein, are not capable of utilizing sucrose as the sole carbon source. Since sucrose, and sucrose-containing feed stocks such as molasses, are abundant and often used as feed stocks for the production by microbial fermentation, adding appropriate genetic modifications to permit uptake and use of sucrose may be practiced in strains having other features as provided herein. Various sucrose uptake and metabolism systems are known in the art (for example, U.S. Pat. No. 6,960,455), incorporated by reference for such teachings. These and other approaches may be provided in strains of the present invention. The examples provide at least two approaches.

[00188] Also, genetic modifications may be provided to add functionality for breakdown of more complex carbon sources, such as cellulosic biomass or products thereof, for uptake, and/or for utilization of such carbon sources. For example, numerous cellulases and cellulase-based cellulose degradation systems have been studied and characterized (see, for example, and incorporated by reference herein for such teachings, Beguin, P and Aubert, J-P (1994) FEMS Microbial. Rev. 13: 25-58; Ohima, K. et al. (1997) Biotechnol. Genet. Eng. Rev. 14: 365414).

[00189] In addition to the above-described genetic modifications, in various embodiments genetic modifications also are provided to increase the pool and availability of the cofactor NADPH, and/or, consequently, the NADPH/NADP⁺ ratio. For example, in various embodiments for *E. coli*, this may be done by increasing activity, such as by genetic modification, of one or more of the following genes: *pgi* (in a mutated form), *pntAB*, overexpressed, *gapA:gapN* substitution/replacement, and disrupting or modifying a soluble transhydrogenase such as *sthA*, and/or genetic modifications of one or more of *zwf*, *gnd*, and *edd*.

[00190] Any such genetic modifications may be provided to species not having such functionality, or having a less than desired level of such functionality.

[00191] More generally, and depending on the particular metabolic pathways of a microorganism selected for genetic modification, any subgroup of genetic modifications may be made to decrease cellular production of fermentation product(s) selected from the group consisting of acetate, acetoin, acetone, acrylic, malate, fatty acid ethyl esters, isoprenoids, glycerol, ethylene glycol, ethylene, propylene, butylene, isobutylene, ethyl acetate, vinyl acetate, other acetates, 1,4-butanediol, 2,3-butanediol, butanol, isobutanol, sec-butanol, butyrate, isobutyrate, 2-OH-isobutyrate, 3-OH-butyrate, ethanol, isopropanol, D-lactate, L-lactate, pyruvate, itaconate, levulinate, glucarate, glutarate, caprolactam, adipic acid, propanol, isopropanol, fusel alcohols, and 1,2-propanediol, 1,3-propanediol, formate, fumaric acid, propionic acid, succinic acid, valeric acid, and maleic acid. Gene deletions may be made as disclosed generally herein, and other approaches may also be used to achieve a desired decreased cellular production of selected fermentation products.

I. DISCLOSED EMBODIMENTS ARE NON-LIMITING

[00192] While various embodiments of the present invention have been shown and described herein, it is emphasized that such embodiments are provided by way of example only. Numerous variations, changes and substitutions may be made without departing from the

invention herein in its various embodiments. Specifically, and for whatever reason, for any grouping of compounds, nucleic acid sequences, polypeptides including specific proteins including functional enzymes, metabolic pathway enzymes or intermediates, elements, or other compositions, or concentrations stated or otherwise presented herein in a list, table, or other grouping (such as metabolic pathway enzymes shown in a figure), unless clearly stated otherwise, it is intended that each such grouping provides the basis for and serves to identify various subset embodiments, the subset embodiments in their broadest scope comprising every subset of such grouping by exclusion of one or more members (or subsets) of the respective stated grouping. Moreover, when any range is described herein, unless clearly stated otherwise, that range includes all values therein and all sub-ranges therein.

[00193] Also, and more generally, in accordance with disclosures, discussions, examples and embodiments herein, there may be employed conventional molecular biology, cellular biology, microbiology, and recombinant DNA techniques within the skill of the art. Such techniques are explained fully in the literature. (See, e.g., Sambrook and Russell, "Molecular Cloning: A Laboratory Manual," Third Edition 2001 (volumes 1-3), Cold Spring Harbor Laboratory Press, Cold Spring Harbor, N.Y.; Animal Cell Culture, R. I. Freshney, ed., 1986.) These published resources are incorporated by reference herein for their respective teachings of standard laboratory methods found therein. Such incorporation, at a minimum, is for the specific teaching and/or other purpose that may be noted when citing the reference herein. If a specific teaching and/or other purpose is not so noted, then the published resource is specifically incorporated for the teaching(s) indicated by one or more of the title, abstract, and/or summary of the reference. If no such specifically identified teaching and/or other purpose may be so relevant, then the published resource is incorporated in order to more fully describe the state of the art to which the present invention pertains, and/or to provide such teachings as are generally known to those skilled in the art, as may be applicable. However, it is specifically stated that a citation of a published resource herein shall not be construed as an admission that such is prior art to the present invention. Also, in the event that one or more of the incorporated published resources differs from or contradicts this application, including but not limited to defined terms, term usage, described techniques, or the like, this application controls. Subject matter in the Examples is incorporated into this section to the extent not already present.

III. EXAMPLES

[00194] The examples herein provide some examples, not meant to be limiting, of combinations of genetic modifications and supplement additions. The following examples include both actual examples and prophetic examples.

[00195] Unless indicated otherwise, temperature is in degrees Celsius and pressure is at or near atmospheric pressure at approximately 5,340 feet (1,628 meters) above sea level. It is noted that work done at external analytical and synthetic facilities is not conducted at or near atmospheric pressure at approximately 5,340 feet (1,628 meters) above sea level. All reagents, unless otherwise indicated, are obtained commercially. Species and other phylogenic identifications are according to the classification known to a person skilled in the art of microbiology.

[00196] The names and city addresses of major suppliers are provided herein. In addition, as to Qiagen products, the QIAprep® Spin ("mini prep"), Cat. No. 27106, is used for plasmid DNA purification, and the QIAquick® Gel Extraction Kit, Cat. No. 28706, is used for gel extractions as described herein.

EXAMPLE 1

GENERAL EXAMPLE OF GENETIC MODIFICATION TO A HOST CELL

[00197] This example is meant to describe a non-limiting approach to genetic modification of a selected microorganism to introduce a nucleic acid sequence of interest. Alternatives and variations are provided within this general example. The methods of this example are conducted to achieve a combination of desired genetic modifications in a selected microorganism species, such as a combination of genetic modifications as described in sections herein, and their functional equivalents, such as in other bacterial and other microorganism species.

[00198] A gene or other nucleic acid sequence segment of interest is identified in a particular species (such as *E. coli* as described herein) and a nucleic acid sequence comprising that gene or segment is obtained.

[00199] Based on the nucleic acid sequences at the ends of or adjacent the ends of the segment of interest, 5' and 3' nucleic acid primers are prepared. Each primer is designed to have a sufficient overlap section that hybridizes with such ends or adjacent regions. Such primers may include enzyme recognition sites for restriction digest or transposase insertion that could be used for subsequent vector incorporation or genomic insertion. These sites are

typically designed to be outward of the hybridizing overlap sections. Numerous contract services are known that prepare primer sequences to order (e.g., Integrated DNA Technologies, Coralville, IA USA).

[00200] Once primers are designed and prepared, polymerase chain reaction (PCR) is conducted to specifically amplify the desired segment of interest. This method results in multiple copies of the region of interest separated from the microorganism's genome. The microorganism's DNA, the primers, and a thermophilic polymerase are combined in a buffer solution with potassium and divalent cations (e.g., Mg or Mn) and with sufficient quantities of deoxynucleoside triphosphate molecules. This mixture is exposed to a standard regimen of temperature increases and decreases. However, temperatures, components, concentrations, and cycle times may vary according to the reaction according to length of the sequence to be copied, annealing temperature approximations and other factors known or readily learned through routine experimentation by one skilled in the art.

[00201] In an alternative embodiment the segment of interest may be synthesized, such as by a commercial vendor, and prepared via PCR, rather than obtaining from a microorganism or other natural source of DNA.

[00202] The nucleic acid sequences then are purified and separated, such as on an agarose gel via electrophoresis. Optionally, once the region is purified it can be validated by standard DNA sequencing methodology and may be introduced into a vector. Any of a number of vectors may be used, which generally comprise markers known to those skilled in the art, and standard methodologies are routinely employed for such introduction. Commonly used vector systems are pSMART (Lucigen, Middleton, WI), pET *E. coli* EXPRESSION SYSTEM (Stratagene, La Jolla, CA), pSC-B StrataClone Vector (Stratagene, La Jolla, CA), pRANGER-BTB vectors (Lucigen, Middleton, WI), and TOPO vector (Invitrogen Corp, Carlsbad, CA, USA). Similarly, the vector then is introduced into any of a number of host cells. Commonly used host cells are *E. cloni* 10G (Lucigen, Middleton, WI), *E. cloni* 10GF' (Lucigen, Middleton, WI), StrataClone Competent cells (Stratagene, La Jolla, CA), *E. coli* BL21, *E. coli* BW25113, and *E. coli* K12 MG1655. Some of these vectors possess promoters, such as inducible promoters, adjacent the region into which the sequence of interest is inserted (such as into a multiple cloning site), while other vectors, such as pSMART vectors (Lucigen, Middleton, WI), are provided without promoters and with dephosphorylated blunt ends. The culturing of such plasmid-laden cells permits plasmid replication and thus replication of the segment of interest, which often corresponds to expression of the segment of interest.

[00203] Various vector systems comprise a selectable marker, such as an expressible gene encoding a protein needed for growth or survival under defined conditions. Common selectable markers contained on backbone vector sequences include genes that encode for one or more proteins required for antibiotic resistance as well as genes required to complement auxotrophic deficiencies or supply critical nutrients not present or available in a particular culture media. Vectors also comprise a replication system suitable for a host cell of interest.

[00204] The plasmids containing the segment of interest can then be isolated by routine methods and are available for introduction into other microorganism host cells of interest. Various methods of introduction are known in the art and can include vector introduction or genomic integration. In various alternative embodiments the DNA segment of interest may be separated from other plasmid DNA if the former will be introduced into a host cell of interest by means other than such plasmid.

[00205] While steps of the general prophetic example involve use of plasmids, other vectors known in the art may be used instead. These include cosmids, viruses (e.g., bacteriophage, animal viruses, plant viruses), and artificial chromosomes (e.g., yeast artificial chromosomes (YAC) and bacteria artificial chromosomes (BAC)).

[00206] Host cells into which the segment of interest is introduced may be evaluated for performance as to a particular enzymatic step, and/or tolerance or bio-production of a chemical compound of interest. Selections of better performing genetically modified host cells may be made, selecting for overall performance, tolerance, or production or accumulation of the chemical of interest.

[00207] It is noted that this procedure may incorporate a nucleic acid sequence for a single gene (or other nucleic acid sequence segment of interest), or multiple genes (under control of separate promoters or a single promoter), and the procedure may be repeated to create the desired heterologous nucleic acid sequences in expression vectors, which are then supplied to a selected microorganism so as to have, for example, a desired complement of enzymatic conversion step functionality for any of the herein-disclosed metabolic pathways. However, it is noted that although many approaches rely on expression via transcription of all or part of the sequence of interest, and then translation of the transcribed mRNA to yield a polypeptide such as an enzyme, certain sequences of interest may exert an effect by means other than such expression.

[00208] The specific laboratory methods used for these approaches are well-known in the art and may be found in various references known to those skilled in the art, such as Sambrook and Russell, *Molecular Cloning: A Laboratory Manual*, Third Edition 2001 (volumes 1-3),

Cold Spring Harbor Laboratory Press, Cold Spring Harbor, N.Y. (hereinafter, Sambrook and Russell, 2001).

[00209] As an alternative to the above, other genetic modifications may also be practiced, such as a deletion of a nucleic acid sequence of the host cell's genome. One non-limiting method to achieve this is by use of Red/ET recombination, known to those of ordinary skill in the art and described in U.S. Patent Nos. 6,355,412 and 6,509,156, issued to Stewart et al. and incorporated by reference herein for its teachings of this method. Material and kits for such method are available from Gene Bridges (Gene Bridges GmbH, Dresden, Germany, <<www.genebridges.com>>), and the method may proceed by following the manufacturer's instructions. Targeted deletion of genomic DNA may be practiced to alter a host cell's metabolism so as to reduce or eliminate production of undesired metabolic products. This may be used in combination with other genetic modifications such as described herein in this general example.

EXAMPLE 2

UTILIZATION OF SUCROSE AS THE FEEDSTOCK FOR PRODUCTION OF FATTY ACIDS AND OTHER FATTY ACID DERIVED PRODUCTS

[00210] Common laboratory and industrial strains of *E. coli*, such as the strains described herein, are not capable of utilizing sucrose as the sole carbon source, although this property is found in a number of wild strains, including pathogenic *E. coli* strains. Sucrose, and sucrose-containing feedstocks such as molasses, are abundant and often used as feedstocks for the production by microbial fermentation of organic acids, amino acids, vitamins, and other products. Thus further derivatives of the fatty acyl-CoA -producing strains that are capable of utilizing sucrose would expand the range of feedstocks that can be utilized to fatty acids and fatty acid derived products.

[00211] Various sucrose uptake and metabolism systems are known in the art (for example, U.S. Pat. No. 6,960,455), incorporated by reference for such teachings. We describe the construction of *E. coli* strains that harbor the *csc* genes conferring the ability to utilize sucrose via a non-phosphotransferase system, wherein the *csc* genes constitute *cscA*, encoding a sucrose hydrolase, *cscB*, encoding a sucrose permease, *cscK*, encoding a fructokinase, and *cscR*, encoding a repressor. The sequences of these genes are annotated in the NCBI database as accession No. X81461 AF473544. To allow efficient expression utilizing codons that are highly abundant in *E. coli* genes, an operon containing *cscB*, *cscK*, and *cscA* was

designed and synthesized using the services of a commercial synthetic DNA provider (DNA 2.0, Menlo Park, CA). The amino acid sequences of the genes are set forth as, respectively, *cscB* – SEQ. ID. No. 014; *cscK* – SEQ. ID. No. 015; *cscA* – SEQ. ID. No. 016. The synthetic operon consisted of 60 base pairs of the region of the *E. coli* genome immediately 5' (upstream) of the *aldA* gene, a consensus strong promoter to drive expression of the *csc* genes, the coding regions for *cscB*, *cscK*, and *cscA* with short intergenic regions containing ribosome binding sites but no promoters, and 60 bp immediately 3' (downstream) of the *aldA* gene. The segments homologous to sequences flanking the *aldA* gene will be used to target insertion of the *csc* operon genes into the *E. coli* chromosome, with the concomitant deletion of *aldA*. The synthetic *csc* operon is constructed in plasmid pJ214 (DNA 2.0, Menlo Park, CA) that provides an origin of replication derived from plasmid p15A and a gene conferring resistance to ampicillin. A suitable host cell, such as *E. coli* strain BX_595, is transformed simultaneously with the above plasmid pTrc_kan_mcr or other suitable plasmid, and transformed strains selected for on LB medium plates containing ampicillin and kanamycin. Transformants carrying both plasmids are grown and evaluated for fatty acid or fatty acid derived product production in shake flasks as described elsewhere, except that the glucose in the medium is replaced with an equal concentration of sucrose.

[00212] Genes that confer functions to enable utilization of sucrose by *E. coli* can also be obtained from the natural isolate pUR400 (Cowan, P.J., et al. J. Bacteriol. 173:7464-7470, 1991) which carries genes for the phosphoenolpyruvate-dependent carbohydrate uptake phosphotransferase system (PTS). These genes consist of *scrA*, encoding the enzyme II component of the PTS transport complex, *scrB*, encoding sucrose-6 phosphate hydrolase, *scrK*, encoding fructokinase, and *scrY*, encoding a porin. These genes may be isolated or synthesized as described above, incorporated on a plasmid, and transformed into a suitable host cell, such as *E. coli* strain BX_845 (Table 3.1), simultaneously with other suitable plasmid, and transformed strains selected for on LB medium plates containing the appropriate antibiotics. Transformants carrying both plasmids are grown and evaluated for fatty acid production in shake flasks, except that the glucose in SM3 medium is replaced with an equal concentration of sucrose.

EXAMPLE 3**CONSTRUCTION AND EVALUATION OF FATTY ACID PRODUCTION STRAINS**

[00213] Other strains are produced that comprise various combinations of the genetic elements (additions, deletions and modifications) described herein are evaluated for and used for fatty acid production, including commercial-scale production. The following 2 tables illustrate a number of these strains. Table 3.1 provides for the parental genotypes of several genetically modified host strains of *E. coli*, whereas Table 3.2 provides genotypes for specific genetically modified fatty acid producing strains, including those incorporating plasmids for gene overexpression. All of the below described strains were constructed via standard methodologies for plasmid construction and chromosomal modifications as described in the common methods section. The genotype of BW25113 is F⁻, Δ(araD-araB)567, ΔlacZ4787(::rrnB-3), LAM⁻, rph-1, Δ(rhaD-rhaB)568, hsdR514.

Table 3.1: Strains

STRAIN DESIGNATION	PARENT	ADDITIONAL MODIFICATIONS
BW25113*	NA	NA
BX_845	BW25113	ΔldhA::FRT, ΔpflB::FRT, ΔmgsA::FRT, ΔpoxB::FRT, Δpta-ackA::FRT, fabI ^{ts} , ΔfadD::FRT, λDE3; ΔatoDAEB::FRT
BX_854	BW25113	ΔldhA::FRT, ΔpflB::FRT, ΔmgsA::FRT, ΔpoxB::FRT, Δpta-ack::FRT, fabI ^{ts} , fabB ^{ts} , ΔfabF::FRT, coaA*, fabD ^{ts} , ΔlacI::frt, ΔpuuC::P _{T5} -aceEF-lpd*::loxP, ΔaceBAK::FRT, lpd*::loxP, ΔaldB::P _{yibD} -T7pol::loxP, ΔadhE::FRT, ΔaldA::CSC, λDE3, ΔfadD::FRT
BX_860	BX_845	fabB ^{ts} , ΔfabF::FRT, coaA*, fabD ^{ts} , ΔlacI::frt, ΔpuuC::T5-aceEF-lpd*::loxP, ΔaceBAK::FRT, lpd*::loxP, ΔaldB::P _{yibD} -T7pol::loxP, ΔadhE::FRT, ΔaldA::CSC, Δtig::FRT
BX_864	BX_860	ΔtesB
BX_874	BX_864	ΔfadA::FRT
BX_875	BX_864	ΔfadB::FRT
BX_876	BX_864	ΔyciA::FRT
BX_878	BX_854	ΔtesB::FRT

STRAIN DESIGNATION	PARENT	ADDITIONAL MODIFICATIONS
BX_879	BX_845	fabB ^{ts} , ΔfabF::FRT, coaA*, fabD ^{ts} , ΔlacI::FRT, ΔpuuC::PT5-aceEF-lpd*::loxP, ΔaceBAK::FRT, lpd*::loxP, ΔaldB::P _{yibD} -T7pol::loxP, ΔadhE::FRT, ΔaldA::CSC, ΔtesB::FRT
BX_881	BX_864	ΔfadAB::frt

Lpd* and coaA* denote feedback-resistance variants of the lpd and coaA gene products

Table 3.2: Free fatty Acid Production Strains

STRAIN DESIGNATION	HOST	PLASMIDS	SEQ ID No.s
BXF_0007	BX_845	1) pACYCDuet-1 (empty vector), 2) pET-28b (empty vector)	002 001
BXF_0008	BX_845	1) pACYCDuet-1 (empty vector) 2) pET-28-ptb-buk	002 003
BXF_0009	BX_845	1) pACYC_PT7-phaA-hbd-crt-ter 2) pET-28-ptb-buk	004 003
BXF_0010	BX_845	1) pACYC_PT7-nphT7-hbd-crt-ter 2) pET-28-ptb-buk	013 003
BXF_0011	BX_864	1) pET-28-ELO1 2) pBMT3-PT7-'tesA_P _{T7} -nphT7-hbd-crt-ter	005 006
BXF_0012	BX_864	1) pBMT-3_ccdAB	007
BXF_0013	BX_864	1) pBMT-3_ccdAB_P _{T7} -'tesA	008
BXF_0014	BX_864	1) pBMT-3_ccdAB_P _{T7} -nphT7-hbd-crt-ter	017
BXF_0015	BX_864	1) pBMT-3_ccdAB_P _{T7} -'tesA_PT7-nph _{T7} -hbd-crt-ter	006
BXF_0016	BX_864	1) pBMT-4_ccdAB_P _{T7} -'tesA_PT7-nph _{T7} -hbd-crt-ter 2) pACYC184(empty vector)	006 009
BXF_0017	BX_864	1) pBMT-4_ccdAB_P _{T7} -'tesA_PT7-nph _{T7} -hbd-crt-ter 2) 2) pACYC_PyibD-rbsADBC	010 011

STRAIN DESIGNATION	HOST	PLASMIDS	SEQ ID No.s
BXF_0018	BX_864	1) pBMT-3_ccdAB_PT7-nphT7-hbd-crt-ter 2) pET-AfTE	017 012
BXF_0019	BX_864	1) pBMT-3_ccdAB_PT7-'tesA_PT7-nphT7-hbd-crt-ter 2) pET-AfTE	006 012
BXF_0020	BX_860	1) pBMT-3_ccdAB_PT7-'tesA_PT7-nphT7-hbd-crt-ter	006
BXF_0021	BX_876	1) pBMT-3_ccdAB_PT7-'tesA_PT7-nphT7-hbd-crt-ter	006
BXF_0022	BX_874	1) pBMT-3_ccdAB	007
BXF_0023	BX_874	1) pBMT-3_ccdAB_PT7-'tesA	008
BXF_0024	BX_874	1) pBMT-3_ccdAB_PT7-'tesA_PT7-nphT7-hbd-crt-ter	006
BXF_0025	BX_875	1) pBMT-3_ccdAB	007
BXF_0026	BX_875	1) pBMT-3_ccdAB_PT7-'tesA	008
BXF_0027	BX_875	1) pBMT-3_ccdAB_PT7-'tesA_PT7-nphT7-hbd-crt-ter	006
BXF_0028	BX_878	1) pBMT-3ccdAB-T7-'tesA-PT7_nphT7_hbd_crt_ter	006
BXF_0028	BX_878	1) pBMT-3_ccdAB_PT7-'tesA_PT7-nphT7-hbd-crt-ter	006
BXF_0029	BX_879	1) pBMT-3_ccdAB_PT7-'tesA_PT7-nphT7-hbd-crt-ter	006
BXF_0030	BX_881	1) pBMT-3_ccdAB_PT7-'tesA_PT7-nphT7-hbd-crt-ter	006
BXF_0031	BX_864	1) pBMT-3_ccdAB_PT7-'tesA_PT7-nphT7-hbd-crt-ter 2) pET-28b (empty vector)	006 001
BXF_0033	BX_878	1) pBMT-3_ccdAB_PT7-nphT7-hbd-crt-ter	017
BXF_0034	BX_879	2) pBMT-3_ccdAB_PT7-nphT7-hbd-crt-ter	017

EXAMPLE 4

GENETIC MODIFICATION TO INCREASE THE PRODUCTION OF MALONYL-COA DEPENDENT PRODUCTS, VIA FATTY ACID SYNTHESIS INHIBITION

[00214] Inhibition of fatty acid synthesis can lead to the removal of feedback inhibition of malonyl-CoA production, leading to increased intracellular malonyl-CoA pools and increased rates of product formation from the intermediate malonyl-CoA. (See e.g., U.K. Patent Number GB2473755, International Patent Application Numbers PCT/US2010/050436 PCT/US2011/022790, which are incorporated herein by reference.) One non-limiting example of the production of malonyl-CoA derived products is as follows: Any of the strains listed in Table 3.1 can be transformed with a vector encoding the controllable expression of a 1,3,6,8-tetrahydroxynaphthalene (THN) synthase enzyme. This can be accomplished via the transformation of the ptrc_THNS plasmid (SEQ ID NO. 018). These strains can then be evaluated in shake flasks for the production of THN or its purple colored oxidation derivative flaviolin. Briefly, overnight starter cultures can be made in 50 mL of Terrific Broth (TB) including the appropriate antibiotics and incubated 16-24 hours at 30°C, while shaking at 225 rpm. These cultures can be used to inoculate 150 mL cultures of each strain in SM11 minimal medium to an OD₆₀₀ of 0.8 and 5% TB culture carryover as starting inoculum, and antibiotics. After 2 hours, IPTG can be added to a final concentration of 0.5mM IPTG to each flask. The cultures can be grown at 30°C for approximately another 2h to an OD₆₀₀ of 1.8-2.0 after 2h cells are shifted to 37°C and monitored for up to 72 hours for THN or flaviolin (purple product) formation.

EXAMPLE 5

FATTY ACID PRODUCTION VIA MALONYL-COA AND ACETYL-COA VIA A THIOLASE IN GENETICALLY MODIFIED *E. COLI* – 1

[00215] Genetically modified *E. coli* strains were constructed according to the well known methods in the art described in the common methods section. These strains whose genotypes are given in Table 3.1 and 3.2 are listed below in Tables 5.1 and 5.2. Results including the time point of measurement, the concentration (titers g/L) are given in Table 5.1 and 5.2. Strains were evaluated according to one or more shake flask production protocols described in the common methods section. Broth samples were taken at 24, 48 and or 72 hrs post production initiation and evaluated for the production of free fatty acids ranging in chain length from 4 to 18. In Table 5.1 a protocol comparison is shown wherein the temperature of

the shake flasks were either maintained constant at 30°C or shifted according to the protocol to 37°C. This enabled the assessment of the effect of inhibition of normal malonyl-ACP dependent fatty acid synthesis and increased malonyl-CoA pools. (refer to Example 4) In Table 5.2 several other strains were evaluated to better define the genetic requirements for increased fatty acid production.

Table 5.1: Assessment of temperature change on the production of FFA > C4

STRAIN	SHAKE FLASK METHOD	TIME POINT	C4 (G/L)	TITER (G/L) (C6-C18:1)
BXF_011, with temperature shift to 37°C	3	72 hrs	0.82+/-0.08	2.91+/-0.17
BXF_011, without temperature shift	3	72 hrs	0.06+/- 0.02	0.65+/- 0.09

Table 5.2: Assessment of genetic requirements for the production of FFA > C4

Strain	Shake Flask Method	Time Point	C4 (g/L)	Titer (g/L) (C6-C18:1)
BXF_029	1	72 hrs	1.56±0.18	0.26±0.007
BXF_028	1	72 hrs	1.44±0.08	0.26±0.018
BXF_015	1	72 hrs	0.60± 0.16	1.16±0.48
BXF_037	3	24 hrs	1.65± 0.174	0.484±0.067
BXF_015	3	24 hrs	0.165±0.015	0.68±0.095
BXF_012	1	48 hrs	0±0	0.117±0.071
BXF_013	1	48 hrs	0±0	0.213±0.069
BXF_014	1	48 hrs	0.555±0.159	0.123±0.019
BXF_015	1	48 hrs	0.595±0.009	0.376±0.044

EXAMPLE 6

FATTY ACID PRODUCTION VIA MALONYL-COA VIA A SYNTHASE IN GENETICALLY MODIFIED *E. COLI* – 1

[00216] Genetically modified *E. coli* strains were constructed. Several of these strains were constructed to evaluate the use of a ketoacyl-CoA synthase or elongase for free fatty acid production. The particular elongase enzyme, ELO1, used in this example is from *Trypanosoma brucei*, a eukaryotic human parasite (Lee et al, Cell 126, 691-699, 2006). ELO1 (*T. brucei*) was successfully expressed heterologously in *E. coli*. A recombinant ELO1 gene was synthesized using GenScript (Piscataway, NJ). The synthesized DNA was based on published gene sequence (accession number XM_840948) and codon optimized for expression in *E. coli*. The synthetic ELO1 gene was then sub-cloned into plasmid pET28b (Novagen, SEQ ID 001), generating SEQ ID 005. Total membrane fraction prepared from an

E. coli strain carrying ELO1 under conditions as described in Method 5 was shown to condense malonyl-CoA with an octanoyl-CoA and produced β -keto-decanoyl-CoA. Specific ELO1 activity was estimated to be 3.4 nmole/min-mg membrane protein, based on malonyl-CoA consumption. Meanwhile, total membrane fraction prepared from an *E. coli* strain without ELO1 neither consumed any malonyl-CoA nor produced β -keto-decanoyl-CoA. Data is shown in Figure 4. Several strains were constructed to assess the effect of ELO1 activity on free fatty acid production. These strains whose genotypes are given in Table 3.1 and 3.2 are listed below in Table 6.1. Strains were evaluated according to one or more shake flask production protocols described in the common methods section. Broth samples were taken and evaluated for the production of free fatty acids ranging in chain length from 4 to 18. Results including concentration (Titer g/L) as well as percentage of particular chain length of the fatty acid produced are given in Table 6.1. These data also include the rate of FFA accumulation (C6-C18:1) which is based off of 4 datapoints (0, 24, 48, and 72h).

Table 6.1: ELO1 dependent Fatty Acid Production

Strain	Shake Flask Method	Time Point	Rate (g/L-h) (C6-C18:1)	C4 (g/L)	Titer (g/L) (C6-C18:1)
BXF_035	4	72 hrs	0.003	0±0	0.35±0.02
BXF_031	4	72 hrs	0.009	1.7±0.02	0.97±0.04
BXF_011	4	72 hrs	0.013*	1.4± 0.06	1.23±0.08

EXAMPLE 7

FATTY ACID PRODUCTION VIA MALONYL-COA AND ACETYL-COA VIA A THIOLASE IN GENETICALLY MODIFIED MICROORGANISMS

[00217] A genetically modified microorganism of the invention can be, for example, *Bacillus subtilis*, *Cupriavidus necator* (formerly known as *Ralstonia* or *Alcaligenes eutropha*), *Corynebacterium glutamicum*, *Zymomonas mobilis*, *Streptomyces coelicolor*, *Clostridium acetobutylicum*, or *Pseudomonas putida*. Such microorganisms can serve as bacterial hosts that may be genetically modified to produce free fatty acids. In addition, *Saccharomyces cerevisiae*, *Schizosaccharomyces pombe*, *Kluyveromyces marxianus*, *Yarrowia lipolytica*, *Aspergillus niger*, *Pichia pastoris*, and *Issatchenkia orientalis* are exemplary yeasts or fungi that may be genetically modified microorganisms of the invention and can be constructed to

produce free fatty acids. Heterologous genes encoding ELO1, *nphT7*, *hbd*, *crt*, and/or *ter* can be introduced into these hosts by recombination into the chromosome or as self-replicating plasmids or episomal elements. Alternative synthases, thiolases, 3-keto-acyl-CoA reductases, 3-hydroxy-acyl-CoA dehydratases, and/or enoyl-CoA reductase, may be introduced into these hosts using similar approaches. Genes designed for heterologous expression may be synthesized using codons that are preferentially utilized in the particular host for increased expression efficiency. To maximize production of free fatty acids via malonyl-CoA and acetyl-CoA, certain genetic changes in the hosts are contemplated. These include increasing the availability of malonyl-CoA by increasing the activity of acetyl-CoA carboxylase, and by decreasing the activity of competing pathways such as the acyl carrier protein (ACP)-dependent fatty acid synthesis (FAS) pathway. Conditionally decreasing the activity of the FAS pathway may be accomplished using temperature-sensitive alleles and increasing the growth temperature, using chemical inhibitors, or by regulating expression of the FAS genes. Also of benefit is the elimination of acyl-CoA thioesterase activities on short chain substrates such as butyryl-CoA. This may be accomplished in the genetically modified production hosts by deletion of the specific thioesterase genes identified by homology to, for example the *E. coli* *tesB* gene product or by enzymatic assays for thioesterase activity in lysates of the host strain, thioesterase enzyme purification, and characterization of the polypeptide using, for example, mass spectrometry. In addition, elimination of the reconsumption of free fatty acids, for example by the β -oxidation pathway, will prevent degradation of the free fatty acid product and will maximize product formation. This may be accomplished in the genetically modified production hosts by deletion of specific fatty acid uptake and degradation functions.

EXAMPLE 8

BUTYRATE PRODUCTION VIA MALONYL-COA IN GENETICALLY MODIFIED *E. COLI* – 1

[00218] Genetically modified *E. coli* strains were constructed according to the well known methods in the art described in the common methods section. These strains whose genotypes are given in Table 3.1 and 3.2 are listed below in Table 8.1. Strains were evaluated according to one or more shake flask production protocols described in the common methods section. Broth samples were taken at 24 hrs post production initiation and evaluated for the production of free fatty acids including butyrate ranging in chain length from 4 to 18. Results

including concentration (titers g/L) as well as percentage of particular chain length of the fatty acid produced are given in Table 8.1.

Table 8.1 : Butyrate Production

Strain	Shake Flask Method	time (h)	C4 (g/L)	% C4
BXF_037	3	24	1.65±0.174	84%
BXF_029	1	24	1.41±0.0794	89%
BXF_031	4	24	1.24±0.0304	65%
BXF_028	1	24	1.22±0.0954	89%
BXF_015	2	24	0.99±0.0309	79%
BXF_011	2	24	0.85±0.0152	80%
BXF_018	2	24	0.68±0.046	87%
BXF_020	1	24	0.68±0.073	61%
BXF_011	4	24	0.66±0.044	59%
BXF_027	1	24	0.56±0.070	80%
BXF_014	1	24	0.41±0.036	83%
BXF_019	2	24	0.40±0.040	74%
BXF_015	1	24	0.34±0.163	46%
BXF_024	1	24	0.26±0.046	42%
BXF_021	1	24	0.22±0.006	38%
BXF_030	1	24	0.21	33%
BXF_011	3	24	0.20±0.031	11%
BXF_031	3	24	0.19±0.060	10%
BXF_015	3	24	0.17±0.015	18%
BXF_013	1	24	0.00±0	0.00
BXF_036	3	24	0.00±0	0.00
BXF_012	3	24	0.00±0	0.00
BXF_035	4	24	0.00±0	0.00
BXF_035	3	24	0.00±0	0.00

EXAMPLE 9

HEXANOIC PRODUCTION VIA MALONYL-COA IN GENETICALLY MODIFIED *E. COLI* – 1

[00219] Genetically modified *E. coli* strains were constructed according to the well known methods in the art described in the common methods section. These strains whose genotypes are given in Table 3.1 and 3.2 are listed below in Table 9.1. Strains were evaluated according to one or more shake flask production protocols described in the common methods section. Broth samples were taken at 24 hrs post production initiation and evaluated for the production of free fatty acids including butyrate ranging in chain length from 4 to 18. Results including concentration (titers g/L) as well as percentage of particular chain length of the fatty acid produced are given in Table 9.1.

Table 9.1: Hexanoic Acid Production

Strain	Shake Flask Method	time (h)	Mean(C6 (g/L), 48)	Mean(% C6 total, 48)
BXF_018	2	48	0.019±0.002	1.91%
BXF_031	4	48	0.019±0.001	0.87%
BXF_015	2	48	0.015±0.004	0.97%
BXF_011	3	48	0.015±0.002	0.42%
BXF-031	3	48	0.013±0.001	0.39%
BXF_011	4	48	0.012±0	0.75%
BXF_011	2	48	0.011±0.001	0.76%
BXF_019	2	48	0.011±0.001	1.20%
BXF_021	1	48	0.011±0.001	1.39%
BXF_029	1	48	0.005±0.001	0.32%
BXF_015	1	48	0.003±0.003	0.33%
BXF_014	1	48	0.002±0.003	0.28%
BXF_013	1	48	0.000±0	0.00%
BXF_020	1	48	0.000±0	0.00%
BXF_024	1	48	0.000±0	0.00%
BXF_027	1	48	0.000±0	0.00%
BXF_028	1	48	0.000±0	0.00%
BXF_030	1	48	0.000±0	0.00%
BXF_036	3	48	0.000±0	0.00%
BXF_037	3	48	0.000±0	0.00%
BXF_012	3	48	0.000±0	0.00%
BXF_015	3	48	0.000±0	0.00%
BXF_035	4	48	0.000±0	0.00%
BXF_035	3	48	0.000±0	0.00%

EXAMPLE 10**OCTANOIC PRODUCTION VIA MALONYL-COA IN GENETICALLY MODIFIED*****E. COLI* – 1**

[00220] Genetically modified *E. coli* strains were constructed according to the well known methods in the art described in the common methods section. These strains whose genotypes are given in Table 3.1 and 3.2 are listed below in Table 10.1. Strains were evaluated according to one or more shake flask production protocols described in the common methods section. Broth samples were taken and evaluated for the production of free fatty acids including butyrate ranging in chain length from 4 to 18. Results including concentration (titers g/L) as well as percentage of particular chain length of the fatty acid produced are given in Table 10.1.

Table 10.1: Octanoic Acid Production

Strain	Shake Flask Method	time (h)	C8 (g/L)	% C8
BXF_018	2	96	0.050±0.011	19.12%
BXF_019	2	96	0.067±0.027	10.19%
BXF_015	2	96	0.021±0.003	1.17%
BXF_011	2	96	0.019±0.004	2.71%
BXF_013	1	96	N.D	N.D
BXF_014	1	96	N.D	N.D
BXF_015	1	96	N.D	N.D
BXF_020	1	96	N.D	N.D
BXF_021	1	96	N.D	N.D
BXF_024	1	96	N.D	N.D
BXF_027	1	96	N.D	N.D
BXF_028	1	96	N.D	N.D
BXF_029	1	96	N.D	N.D
BXF_030	1	96	N.D	N.D
BXF_031	3	96	N.D	N.D
BXF_036	3	96	N.D	N.D
BXF_037	3	96	N.D	N.D
BXF-011	4	96	N.D	N.D
BXF-011	3	96	N.D	N.D
BXF-012	3	96	N.D	N.D
BXF-015	3	96	N.D	N.D
BXF-031	4	96	N.D	N.D
BXF-035	4	96	N.D	N.D
BXF-035	3	96	N.D	N.D

(N.D. – non determined)

EXAMPLE 11**DODECANOIC ACID (C12 FATTY ACID) PRODUCTION VIA MALONYL-COA IN GENETICALLY MODIFIED *E. COLI* – 1**

[00221] Genetically modified *E. coli* strains were constructed according to the well known methods in the art described in the common methods section. These strains whose genotypes are given in Table 3.1 and 3.2 are listed below in Table 11.1. Strains were evaluated according to one or more shake flask production protocols described in the common methods section. Broth samples were taken and evaluated for the production of free fatty acids ranging in chain length from 4 to 18. Results including concentration (titers g/L) as well as percentage of particular chain length of the fatty acid produced are given in Table 11.1.

Table 11.1: Dodecanoic Acid Production in *E. coli*

Strain	Shake flask method	Time point (h)	C12 (g/L)	% C12
BXF-011	3	48	0.108±0.004	3.10%
BXF_031	3	48	0.093±0.001	2.88%
BXF_015	3	48	0.038±0.006	3.10%
BXF_031	4	48	0.038±0.002	1.70%
BXF_011	2	48	0.029±0.001	1.92%
BXF_011	4	48	0.029±0.001	1.78%
BXF_030	1	48	0.028±0.002	2.16%
BXF_024	1	48	0.024±0.014	1.82%
BXF_015	1	48	0.023±0.012	1.79%
BXF_015	2	48	0.021±0.002	1.37%
BXF_020	1	48	0.017±0.002	1.24%
BXF_012	3	48	0.013±0.001	5.05%
BXF_035	4	48	0.013±0.001	3.82%
BXF_037	3	48	0.011±0.001	1.89%
BXF_035	3	48	0.011±0.001	3.82%
BXF_021	1	48	0.011±0.001	1.39%
BXF_019	2	48	0.010±0	1.07%
BXF_036	3	48	0.010±0	3.83%
BXF_027	1	48	0.006±0	0.53%
BXF_028	1	48	0.006±0	0.41%
BXF_029	1	48	0.006±0	0.36%
BXF_013	1	48	0.002±0.003	0.75%
BXF_014	1	48	0.000±0	0.00%
BXF_018	2	48	0.000±0	0.00%

EXAMPLE 12**MYRISTIC ACID (C14 FATTY ACID) PRODUCTION VIA MALONYL-COA IN GENETICALLY MODIFIED *E. COLI* – 1**

[00222] Genetically modified *E. coli* strains were constructed according to the well known methods in the art described in the common methods section. These strains whose genotypes are given in Table 3.1 and 3.2 are listed below in Table 12.1. Strains were evaluated according to one or more shake flask production protocols described in the common methods section. Broth samples were taken and evaluated for the production of free fatty acids including butyrate ranging in chain length from 4 to 18. Results including concentration (titers g/L) as well as percentage of particular chain length of the fatty acid produced are given in Table 12.1.

Table 12.1: Myristic Acid Production in *E. coli*

STRAIN	SHAKE FLASK METHOD	TIMEPOINT (h)	C14 (g/L)	% C14
BXF_011	3	72	1.704±0.064	35.45%
BXF_031	3	72	1.679±0.196	35.77%
BXF_015	1	72	0.500±0.039	28.35%
BXF_024	1	72	0.497±0.034	25.99%
BXF_030	1	72	0.477±0.032	23.28%
BXF_015	3	72	0.430±0.019	31.81%
BXF_011	4	72	0.315±0.025	11.97%
BXF_031	4	72	0.306±0.014	11.58%
BXF_037	3	72	0.058±0.002	8.09%
BXF_027	1	72	0.048±0.002	3.70%
BXF_035	3	72	0.047±0.001	16.05%
BXF_035	4	72	0.039±0.001	10.77%
BXF_029	1	72	0.037±0.006	1.98%
BXF_028	1	72	0.035±0.002	2.09%
BXF_036	3	72	0.032±0.009	9.38%
BXF_012	3	72	0.030±0.003	11.44%
BXF_011	2	72	N.D.	N.D.
BXF_013	1	72	N.D.	N.D.
BXF_014	1	72	N.D.	N.D.
BXF_015	2	72	N.D.	N.D.
BXF_018	2	72	N.D.	N.D.
BXF_019	2	72	N.D.	N.D.
BXF_020	1	72	N.D.	N.D.
BXF_021	1	72	N.D.	N.D.

N.D. – non determined

EXAMPLE 13**PALMITIC (C16:0 FATTY ACID) PRODUCTION VIA MALONYL-COA IN GENETICALLY MODIFIED *E. COLI* – 1**

[00223] Genetically modified *E. coli* strains were constructed according to the well known methods in the art described in the common methods section. These strains whose genotypes are given in Table 3.1 and 3.2 are listed below in Table 13.1. Strains were evaluated according to one or more shake flask production protocols described in the common methods section. Broth samples were taken and evaluated for the production of free fatty acids including butyrate ranging in chain length from 4 to 18. Results including concentration (titers g/L) as well as percentage of particular chain length of the fatty acid produced are given in Table 13.1.

Table 13.1: Palmitic Acid Production in *E. coli*

STRAIN	SHAKE FLASK METHOD	TIMEPOINT (h)	C16 (g/L)	% C16
BXF_011	3	72	0.729±0.044	15.16%
BXF_031	3	72	0.717±0.046	15.33%
BXF_024	1	72	0.300±0.025	15.67%
BXF_015	3	72	0.294±0.014	21.74%
BXF_015	1	72	0.283±0.032	15.99%
BXF_030	1	72	0.269±0.005	13.21%
BXF_011	4	72	0.259±0.014	9.87%
BXF_031	4	72	0.211±0.01	8.00%
BXF_035	4	72	0.187±0.006	51.96%
BXF_035	3	72	0.177±0.003	61.01%
BXF_036	3	72	0.175±0.051	51.35%
BXF_012	3	72	0.125±0.02	47.41%
BXF_027	1	72	0.118±0.006	9.08%
BXF_028	1	72	0.088±0.026	5.20%
BXF_029	1	72	0.087±0.02	4.64%
BXF_037	3	72	0.069±0.001	9.57%
BXF_011	2	72	N.D	N.D
BXF_013	1	72	N.D	N.D
BXF_014	1	72	N.D	N.D
BXF_015	2	72	N.D	N.D
BXF_018	2	72	N.D	N.D
BXF_019	2	72	N.D	N.D
BXF_020	1	72	N.D	N.D
BXF_021	1	72	N.D	N.D

N.D. – non determined

EXAMPLE 14**PALMITOLEIOLIC (C16:1 FATTY ACID) PRODUCTION VIA MALONYL-COA IN GENETICALLY MODIFIED *E. COLI* – 1**

[00224] Genetically modified *E. coli* strains were constructed according to the well known methods in the art described in the common methods section. These strains whose genotypes are given in Table 3.1 and 3.2 are listed below in Table 14.1. Strains were evaluated according to one or more shake flask production protocols described in the common methods section. Broth samples were taken and evaluated for the production of free fatty acids including butyrate ranging in chain length from 4 to 18. Results including concentration (titers g/L) as well as percentage of particular chain length of the fatty acid produced are given in Table 14.1.

Table 14.1 : Palmitoleic Acid Production in *E. coli*

Strain	shake flask method	Time point (h)	C16:1 (g/L)	% C16:1
BXF_011	3	72	1.059±0.026	22.04%
BXF_031	3	72	1.034±0.102	22.06%
BXF_011	4	72	0.329±0.03	12.53%
BXF_030	1	72	0.251±0.019	12.33%
BXF_024	1	72	0.247±0.008	12.94%
BXF_015	3	72	0.247±0.035	18.14%
BXF_015	1	72	0.231±0.046	13.01%
BXF-031	4	72	0.181±0.012	6.84%
BXF_037	3	72	0.143±0.001	20.00%
BXF_029	1	72	0.084±0.005	4.55%
BXF_028	1	72	0.082±0.003	4.84%
BXF_036	3	72	0.054±0.016	15.80%
BXF_035	4	72	0.046±0.004	12.79%
BXF_012	3	72	0.022±0.002	8.41%
BXF_027	1	72	0.017±0.001	1.33%
BXF_035	3	72	0.012±0	4.13%
BXF_011	2	72	N.D	N.D
BXF_013	1	72	N.D	N.D
BXF_014	1	72	N.D	N.D
BXF_015	2	72	N.D	N.D
BXF_018	2	72	N.D	N.D
BXF_019	2	72	N.D	N.D
BXF_020	1	72	N.D	N.D
BXF_021	1	72	N.D	N.D

N.D. – non determined

EXAMPLE 15**OLEIC AND STEARIC ACID (C18:1 FATTY ACID) PRODUCTION VIA MALONYL-COA IN GENETICALLY MODIFIED *E. COLI* – 1**

[00225] Genetically Modified *E. coli* Strains were constructed according to the well known methods in the art described in the common methods section. These strains whose genotypes are given in Table 3.1 and 3.2 are listed below in Table 15.1. Strains were evaluated according to one or more shake flask production protocols described in the common methods section. Broth samples were taken and evaluated for the production of free fatty acids including butyrate ranging in chain length from 4 to 18. Results including concentration (titers g/L) as well as percentage of particular chain length of the fatty acid produced are given in Table 15.1.

Table 15.1 : Oleic Acid Production in *E. coli*

STRAIN	SHAKE FLASK METHOD	TIMEPOINT (h)	C18:1 (g/L)	% C18:1
BXF_031	3	72	0.417±0.045	8.94%
BXF_011	3	72	0.408±0.026	8.48%
BXF_011	4	72	0.239±0.012	9.08%
BXF_031	4	72	0.178±0.002	6.74%
BXF_015	3	72	0.177±0.018	13.04%
BXF_024	1	72	0.113±0.006	5.89%
BXF_015	1	72	0.101±0.023	5.68%
BXF_030	1	72	0.094±0.01	4.65%
BXF_035	4	72	0.044±0.003	12.23%
BXF_029	1	72	0.031±0.006	1.65%
BXF_037	3	72	0.030±0.002	4.18%
BXF_036	3	72	0.029±0.006	8.49%
BXF_012	3	72	0.029±0.003	10.95%
BXF_028	1	72	0.028±0.002	1.65%
BXF_035	3	72	0.028±0	9.64%
BXF_027	1	72	0.027±0.001	2.10%
BXF_011	2	72	N.D.	N.D.
BXF_013	1	72	N.D.	N.D.
BXF_014	1	72	N.D.	N.D.
BXF_015	2	72	N.D.	N.D.
BXF_018	2	72	N.D.	N.D.
BXF_019	2	72	N.D.	N.D.
BXF_020	1	72	N.D.	N.D.
BXF_021	1	72	N.D.	N.D.

N.D. – non determined

EXAMPLE 16**ALTERING CHAIN LENGTH SPECIFICITY OF FATTY ACID PRODUCTION IN GENETICALLY MODIFIED *E. COLI* – 1**

[00226] The distribution of free fatty acid product chain length is determined by the combination of synthetic and release activities. Synthetic activities such as that catalyzed by elongase have product chain length preferences, such that the *T. brucei* ELO1 produces C10-CoA product and ELO2 produces C14-CoA product (Lee, et al., 2006; Cell 126:691-699; Denic and Weissman, 2007, Cell 130:663-677). The immediate product of the ELO1 reaction is 3-keto-hexanoyl-CoA. The successive actions of a keto-acyl-CoA reductase (KCR), 3-hydroxy-acyl-CoA dehydratase (3HDh), and an enoyl-CoA reductase (ECR) generate hexanoyl-CoA which serves as primer for the subsequent elongation by 2-carbon units from malonyl-CoA. Chain length specificity of these activities also determines the

distribution of the final products and may be engineered to preferentially generate a product of desired and specified chain length.

[00227] Thioesterases catalyze the hydrolysis of acyl-CoAs or acyl-ACPs to the free fatty acids and coenzyme A or ACP, respectively, thus releasing the free fatty acid product. A large number of thioesterases from diverse sources are known and their chain length specificities for acyl-ACP substrates has been documented (e.g. Jing et al. 2011, BMC Biochemistry 12: 1-16). We have expressed and assayed a number of thioesterases to determine their chain length specificities on acyl-CoA substrates. Thioesterase activities and chain length preferences for these proteins were determined by expressing these proteins in *E. coli* as described in Common Methods. Lysates were prepared by extrusion of the cells through a Microfluidizer and the lysates were de-salted using G-25 Spin Columns (GE 27-5325-01). 200- μ l assays contained 7 mM Potassium Phosphate, pH 8.0, 20% (v/v) glycerol, 0.04% Triton X100, 0.10 mM DTNB (5,5'-Dithiobis-(2-nitrobenzoic acid), Sigma D8130, 25 mM in ETOH), 0.40 mM acyl-CoA substrate, and the reaction initiated with addition of G-25 purified lysate. Formation of the 5-thio-2-nitrobenzoic acid (TNB) product was monitored kinetically at 412nm, and the results tabulated in Table 16.1.

[00228] Table 16.1 : Specific Activities (U/mg) of Thioesterases in Lysates

SOURCE	ACCESSI ON NUMBER	C4	C6	C8	C10	C12	C14	C16
<i>Cuphea palustris</i>	AAC49179	0.03	0.05	0.05	0.06	0.10	0.10	0.06
<i>Anaerococcus tetradius</i>	EEI82564	0.02	0.03	0.08	0.10	0.09	0.10	not tested
<i>E. coli</i> YciA		1.05	2.87	4.54	2.22	2.69	2.64	not tested
<i>E. coli</i> tesB		1.24	2.78	2.61	3.44	5.39	4.73	3.59
<i>E. coli</i> tesA (soluble)		0.00	0.00	0.00	0.06	0.74	1.21	0.81
<i>E. coli</i> YbgC		0.16	0.05	0.04	0.10	0.20	0.17	not tested
<i>E. coli</i> YbfF		0.06	0.05	0.09	0.08	0.34	0.24	not tested

[00229] As shown in Table 16.1, these thioesterases exhibit different and marked chain length preferences. AtTE prefers short chain acyl-CoA substrates starting with C8-CoA, whereas soluble 'tesA is most active on C12 and longer substrates. Additional thioesterase genes and gene products may be evaluated in a similar manner. Potential genes include thioesterase from *Ulmus americana* (AAB71731), *Lactobacillus plantarum* (CAD63310), *Lactobacillus brevis* (ABJ63754), *Clostridium perfringens* (ABG82470), *Pseudomonas aeruginosa* (PA2801), among others. Chain length specificities for acyl-CoA may be altered by the application of protein engineering or directed evolution techniques to generate variants which have higher preferences for a particular chain length. For example, thioesterase-encoding genes may be shuffled (Stemmer, 1994, Proc. Natl. Acad., Sci. USA 91:10747-10751) to generate a library of variants. Isolation of a variant with increased activity towards a particular chain length acyl-CoA is achieved by screening for activity towards that particular chain length acyl-CoA, and for decreased activity towards acyl-CoAs of undesired chain lengths.

EXAMPLE 17

IMPROVEMENT OF FATTY ACID OR FATTY ACID DERIVED PRODUCT BIO-PRODUCTION IN *B. LICHENIFORMIS*

[00230] Most of the plasmids and shuttle vectors that replicate in *B. subtilis* are used to transform *B. licheniformis* by either protoplast transformation or electroporation. The nucleic acid sequences required for free fatty acid biosynthesis are isolated from various sources, codon optimized as appropriate, and cloned in plasmids pBE20 or pBE60 derivatives (Nagarajan et al., Gene 114:121-126 (1992)). Methods to transform *B. licheniformis* are known in the art (for example see Fleming et al. Appl. Environ. Microbiol., 61(11):3775-3780 (1995)). These published resources are incorporated by reference for their respective indicated teachings and compositions. The plasmids constructed for expression of heterologous enzymes in *B. subtilis* are transformed into *B. licheniformis* to produce a recombinant microorganism that then demonstrates improved of fatty acid or fatty acid derived product production.

EXAMPLE 18**IMPROVEMENT OF FATTY ACID OR FATTY ACID DERIVED PRODUCT BIO-PRODUCTION IN *PAENIBACILLUS MACERANS***

[00231] Plasmids are constructed as described herein for expression of heterologous enzymes in *B. subtilis* and used to transform *Paenibacillus macerans* by protoplast transformation to produce a recombinant microorganism that demonstrates improved of fatty acid or fatty acid derived product production.

EXAMPLE 19**IMPROVEMENT OF FATTY ACID OR FATTY ACID DERIVED PRODUCT BIO-PRODUCTION IN *ALCALIGENES (RALSTONIA) EUTROPHUS* (CURRENTLY REFERRED TO AS *CUPRIAVIDUS NECATOR*).**

[00232] Methods for gene expression and creation of mutations in *Alcaligenes eutrophus* are known in the art (see for example Taghavi et al., Appl. Environ. Microbiol., 60(10):3585-3591 (1994)). This published resource is incorporated by reference for its indicated teachings and compositions. Any of the nucleic acid sequences identified to improve fatty acid biosynthesis are isolated from various sources, codon optimized as appropriate, and cloned in any of the broad host range vectors described herein, and electroporated to generate recombinant microorganisms that demonstrate improved of fatty acid or fatty acid derived product production. Importantly, using *C. necator* strains, fatty acid or fatty acid derived products can be produced from carbon dioxide and hydrogen as the sole sources of carbon and reducing equivalents as this microorganism can grow chemolithotrophically.

EXAMPLE 20**IMPROVEMENT OF FATTY ACID OR FATTY ACID DERIVED PRODUCT BIO-PRODUCTION IN *PSEUDOMONAS PUTIDA***

[00233] Methods for gene expression in *Pseudomonas putida* are known in the art (see for example Ben-Bassat et al., U.S. Patent No. 6,586,229, which is incorporated herein by reference for these teachings). Any of the nucleic acid sequences identified to improve fatty acid or fatty acid derived product biosynthesis are isolated from various sources, codon optimized as appropriate, and cloned in any of the broad host range vectors described herein, and electroporated to generate recombinant microorganisms that demonstrate fatty acid or fatty acid derived product biosynthetic production. For example, these nucleic acid

sequences are inserted into pUCP18 and this ligated DNA are electroporated into electrocompetent *Pseudomonas putida* KT2440 cells to generate recombinant *P. putida* microorganisms that exhibit increased fatty acid or fatty acid derived product formation.

EXAMPLE 21

IMPROVEMENT OF FATTY ACID OR FATTY ACID DERIVED PRODUCT BIO-PRODUCTION IN *LACTOBACILLUS PLANTARUM*

[00234] The *Lactobacillus* genus belongs to the Lactobacillales family and many plasmids and vectors used in the transformation of *Bacillus subtilis* and *Streptococcus* are used for *Lactobacillus*. Non-limiting examples of suitable vectors include pAM.beta.1 and derivatives thereof (Renault et al., Gene 183:175-182 (1996); and O'Sullivan et al., Gene 137:227-231 (1993)); pMBB1 and pHW800, a derivative of pMBB1 (Wyckoff et al. Appl. Environ. Microbiol. 62:1481-1486 (1996)); pMG1, a conjugative plasmid (Tanimoto et al., J. Bacteriol. 184:5800-5804 (2002)); pNZ9520 (Kleerebezem et al., Appl. Environ. Microbiol. 63:4581-4584 (1997)); pAM401 (Fujimoto et al., Appl. Environ. Microbiol. 67:1262-1267 (2001)); and pAT392 (Arthur et al., Antimicrob. Agents Chemother. 38:1899-1903 (1994)). Several plasmids from *Lactobacillus plantarum* have also been reported (e.g., van Kranenburg R, Golic N, Bongers R, Leer R J, de Vos W M, Siezen R J, Kleerebezem M. Appl. Environ. Microbiol. 2005 March; 71(3): 1223-1230). Any of the nucleic acid sequences identified to improve fatty acid or fatty acid derived product biosynthesis are isolated from various sources, codon optimized as appropriate, and cloned in any of the vectors described herein, and introduced to generate recombinant microorganisms that demonstrate fatty acid or fatty acid derived product biosynthetic production.

EXAMPLE 22

PRODUCTION OF FATTY ALCOHOLS

[00235] Production strains making fatty acids may also be used to produce fatty alcohols by expressing genes encoding enzymes that convert fatty acyl-CoA or free fatty acids to fatty alcohols. Examples of these enzymes include an alcohol-forming acyl-CoA reductase (EC 1.2.1.-), or a long-chain-fatty-acyl-CoA reductase (EC 1.2.1.50) plus an alcohol dehydrogenase (EC 1.1.1.1), or a combination of an aldehyde dehydrogenase (EC 1.2.1.-) and an alcohol dehydrogenase. A polypeptide with fatty acyl-CoA reductase activity is provided by the fabG gene of *Acinetobacter* SP. ADP1, accession number YP_047869. A polypeptide

with fatty-acyl reductase activity is provided by the FAR-N_SDR_e gene of *Bombyx mori*, accession number BAC79425. A polypeptide with aldehyde dehydrogenase is provided by the ALDH gene of *Geobacillus thermodenitrificans* NG80-2, accession number YP_001125970. A polypeptide with alcohol dehydrogenase activity is provided by the yqhD gene of *E. coli*, accession number AP_003562.1. Additional sources of these activities are known to the art and can be combined to generate a production strain that produces fatty alcohols.

IV. COMMON METHODS SECTION

[00236] All methods in this Section are provided for incorporation into the Examples where so referenced.

SUBSECTION A. MICROORGANISM SPECIES AND STRAINS, CULTURES, AND GROWTH MEDIA

[00237] Bacterial species, that may be utilized as needed, are as follows:

[00238] *Acinetobacter calcoaceticus* (DSMZ # 1139) is obtained from the German Collection of Microorganisms and Cell Cultures (Braunschweig, Germany) as a vacuum dried culture. Cultures are then resuspended in Brain Heart Infusion (BHI) Broth (RPI Corp, Mt. Prospect, IL, USA). Serial dilutions of the resuspended *A. calcoaceticus* culture are made into BHI and are allowed to grow for aerobically for 48 hours at 37°C at 250 rpm until saturated.

[00239] *Bacillus subtilis* is a gift from the Gill lab (University of Colorado at Boulder) and is obtained as an actively growing culture. Serial dilutions of the actively growing *B. subtilis* culture are made into Luria Broth (RPI Corp, Mt. Prospect, IL, USA) and are allowed to grow for aerobically for 24 hours at 37°C at 250 rpm until saturated.

[00240] *Chlorobium limicola* (DSMZ# 245) is obtained from the German Collection of Microorganisms and Cell Cultures (Braunschweig, Germany) as a vacuum dried culture. Cultures are then resuspended using Pfennig's Medium I and II (#28 and 29) as described per DSMZ instructions. *C. limicola* is grown at 25°C under constant vortexing.

[00241] *Citrobacter braakii* (DSMZ # 30040) is obtained from the German Collection of Microorganisms and Cell Cultures (Braunschweig, Germany) as a vacuum dried culture. Cultures are then resuspended in Brain Heart Infusion (BHI) Broth (RPI Corp, Mt. Prospect, IL, USA). Serial dilutions of the resuspended *C. braakii* culture are made into BHI and are allowed to grow for aerobically for 48 hours at 30°C at 250 rpm until saturated.

[00242] *Clostridium acetobutylicum* (DSMZ # 792) is obtained from the German Collection of Microorganisms and Cell Cultures (Braunschweig, Germany) as a vacuum dried culture.

Cultures are then resuspended in *Clostridium acetobutylicum* medium (#411) as described per DSMZ instructions. *C. acetobutylicum* is grown anaerobically at 37°C at 250 rpm until saturated.

[00243] *Clostridium aminobutyricum* (DSMZ # 2634) is obtained from the German Collection of Microorganisms and Cell Cultures (Braunschweig, Germany) as a vacuum dried culture. Cultures are then resuspended in *Clostridium aminobutyricum* medium (#286) as described per DSMZ instructions. *C. aminobutyricum* is grown anaerobically at 37°C at 250 rpm until saturated.

[00244] *Clostridium kluyveri* (DSMZ #555) is obtained from the German Collection of Microorganisms and Cell Cultures (Braunschweig, Germany) as an actively growing culture. Serial dilutions of *C. kluyveri* culture are made into *Clostridium kluyveri* medium (#286) as described per DSMZ instructions. *C. kluyveri* is grown anaerobically at 37°C at 250 rpm until saturated.

[00245] *Cupriavidus metallidurans* (DSMZ # 2839) is obtained from the German Collection of Microorganisms and Cell Cultures (Braunschweig, Germany) as a vacuum dried culture. Cultures are then resuspended in Brain Heart Infusion (BHI) Broth (RPI Corp, Mt. Prospect, IL, USA). Serial dilutions of the resuspended *C. metallidurans* culture are made into BHI and are allowed to grow for aerobically for 48 hours at 30°C at 250 rpm until saturated.

[00246] *Cupriavidus necator* (DSMZ # 428) is obtained from the German Collection of Microorganisms and Cell Cultures (Braunschweig, Germany) as a vacuum dried culture. Cultures are then resuspended in Brain Heart Infusion (BHI) Broth (RPI Corp, Mt. Prospect, IL, USA). Serial dilutions of the resuspended *C. necator* culture are made into BHI and are allowed to grow for aerobically for 48 hours at 30°C at 250 rpm until saturated. As noted elsewhere, previous names for this species are *Alcaligenes eutrophus* and *Ralstonia eutrophus*.

[00247] *Desulfovibrio fructosovorans* (DSMZ # 3604) is obtained from the German Collection of Microorganisms and Cell Cultures (Braunschweig, Germany) as a vacuum dried culture. Cultures are then resuspended in *Desulfovibrio fructosovorans* medium (#63) as described per DSMZ instructions. *D. fructosovorans* is grown anaerobically at 37°C at 250 rpm until saturated.

[00248] *Escherichia coli* Crooks (DSMZ#1576) is obtained from the German Collection of Microorganisms and Cell Cultures (Braunschweig, Germany) as a vacuum dried culture. Cultures are then resuspended in Brain Heart Infusion (BHI) Broth (RPI Corp, Mt. Prospect,

IL, USA). Serial dilutions of the resuspended *E. coli Crooks* culture are made into BHI and are allowed to grow for aerobically for 48 hours at 37°C at 250 rpm until saturated.

[00249] *Escherichia coli K12* is a gift from the Gill lab (University of Colorado at Boulder) and is obtained as an actively growing culture. Serial dilutions of the actively growing *E. coli K12* culture are made into Luria Broth (RPI Corp, Mt. Prospect, IL, USA) and are allowed to grow for aerobically for 24 hours at 37°C at 250 rpm until saturated.

[00250] *Halobacterium salinarum* (DSMZ# 1576) is obtained from the German Collection of Microorganisms and Cell Cultures (Braunschweig, Germany) as a vacuum dried culture. Cultures are then resuspended in *Halobacterium* medium (#97) as described per DSMZ instructions. *H. salinarum* is grown aerobically at 37°C at 250 rpm until saturated.

[00251] *Lactobacillus delbrueckii* (#4335) is obtained from WYEAST USA (Odell, OR, USA) as an actively growing culture. Serial dilutions of the actively growing *L. delbrueckii* culture are made into Brain Heart Infusion (BHI) broth (RPI Corp, Mt. Prospect, IL, USA) and are allowed to grow for aerobically for 24 hours at 30°C at 250 rpm until saturated.

[00252] *Metallosphaera sedula* (DSMZ #5348) is obtained from the German Collection of Microorganisms and Cell Cultures (Braunschweig, Germany) as an actively growing culture. Serial dilutions of *M. sedula* culture are made into *Metallosphaera* medium (#485) as described per DSMZ instructions. *M. sedula* is grown aerobically at 65°C at 250 rpm until saturated.

[00253] *Propionibacterium freudenreichii* subsp. *shermanii* (DSMZ# 4902) is obtained from the German Collection of Microorganisms and Cell Cultures (Braunschweig, Germany) as a vacuum dried culture. Cultures are then resuspended in PYG-medium (#104) as described per DSMZ instructions. *P. freudenreichii* subsp. *shermanii* is grown anaerobically at 30°C at 250 rpm until saturated.

[00254] *Pseudomonas putida* is a gift from the Gill lab (University of Colorado at Boulder) and is obtained as an actively growing culture. Serial dilutions of the actively growing *P. putida* culture are made into Luria Broth (RPI Corp, Mt. Prospect, IL, USA) and are allowed to grow for aerobically for 24 hours at 37°C at 250 rpm until saturated.

[00255] *Streptococcus mutans* (DSMZ# 6178) is obtained from the German Collection of Microorganisms and Cell Cultures (Braunschweig, Germany) as a vacuum dried culture. Cultures are then resuspended in Luria Broth (RPI Corp, Mt. Prospect, IL, USA). *S. mutans* is grown aerobically at 37°C at 250 rpm until saturated.

[00256] The following non-limiting strains may also be used as starting strains in the Examples: DF40 [Hfr(PO2A), garB10, fhuA22, ompF627(T2R), fadL701(T2R), relA1,

pitA10, spoT1, rrnB-2, pgi-2, mcrB1, creC510], BW25113 [F⁻, Δ(araD-araB)567, ΔlacZ4787(::rrnB-3), &lambda-da-, rph-1, Δ(rhaD-rhaB)568, hsdR514], JP111 [Hfr(PO1), galE45(GalS), fabI^{ts}, relA1, spoT1, thi-1]. These strains possess recognized genetic modifications, and are available from public culture sources such as the Yale Coli Genetic Stock Collection (New Haven, CT USA). Strains developed from these strains are described in the Examples.

[00257] Common laboratory media include commercially prepared media such as Luria Bertani (LB) broth, Terrific Broth (TB), and M9 minimal media. The contents of SM11 medium are (per 1000 mL):

- 2 mL FM10 Trace Mineral Stock
- 2.26 mL 1M MgSO₄
- 30 g glucose
- 200 mM MOPS (pH 7.4)
- 1 g/L yeast extract
- 1.25 mL VM1 Vitamin Mix
- 0.329 g K₂HPO₄
- 0.173 g KH₂PO₄
- 3 g (NH₄)₂SO₄
- 0.15 g citric acid (anhydrous)

FM10 Trace Mineral Stock consists of:

- 1 mL of concentrated HCl
- 4.9 g CaCl₂*2H₂O
- 0.97 g FeCl₃*6H₂O
- 0.04 g CoCl₂*6H₂O
- 0.27 g CuCl₂*2H₂O
- 0.02 g ZnCl₂
- 0.024 g Na₂MoO₄*2H₂O
- 0.007 g H₃BO₃
- 0.036 g MnCl₂*4H₂O
- Q.S. with DI water to 100 mL

VM1 Vitamin Mix Solution consists of:

- 5 g Thiamine

5.4 g Pantothenic acid
6.0 g Niacin
0.06 g
Q.S. with DI water to 1000 mL

SUBSECTION B: GEL PREPARATION, DNA SEPARATION, EXTRACTION, LIGATION, AND TRANSFORMATION METHODS

[00258] Molecular biology grade agarose (RPI Corp, Mt. Prospect, IL, USA) is added to 1x TAE to make a 1% Agarose in TAE. To obtain 50x TAE add the following to 900 mL distilled H₂O: 242g Tris base (RPI Corp, Mt. Prospect, IL, USA), 57.1 mL Glacial Acetic Acid (Sigma-Aldrich, St. Louis, MO, USA), 18.6 g EDTA (Fisher Scientific, Pittsburgh, PA USA), and adjust volume to 1L with additional distilled water. To obtain 1x TAE, add 20 mL of 50x TAE to 980 mL of distilled water. The agarose-TAE solution is then heated until boiling occurred and the agarose is fully dissolved. The solution is allowed to cool to 50°C before 10 mg/mL ethidium bromide (Acros Organics, Morris Plains, NJ, USA) is added at a concentration of 5 µl per 100 mL of 1% agarose solution. Once the ethidium bromide is added, the solution is briefly mixed and poured into a gel casting tray with the appropriate number of combs (Idea Scientific Co., Minneapolis, MN, USA) per sample analysis. DNA samples are then mixed accordingly with 5X TAE loading buffer. 5X TAE loading buffer consists of 5X TAE(diluted from 50X TAE as described herein), 20% glycerol (Acros Organics, Morris Plains, NJ, USA), 0.125% Bromophenol Blue (Alfa Aesar, Ward Hill, MA, USA), and adjust volume to 50 mL with distilled water. Loaded gels are then run in gel rigs (Idea Scientific Co., Minneapolis, MN, USA) filled with 1X TAE at a constant voltage of 125 volts for 25-30 minutes. At this point, the gels are removed from the gel boxes with voltage and visualized under a UV transilluminator (FOTODYNE Inc., Hartland, WI, USA).

[00259] The DNA isolated through gel extraction is then extracted using the QIAquick Gel Extraction Kit following manufacturer's instructions (Qiagen (Valencia CA USA)). Similar methods are known to those skilled in the art.

[00260] Plasmid construction was carried out using either restriction enzyme/ ligation methodologies known to those skilled in the art or homologous recombination methods such as Gibson Assembly (New England BioLabs Inc., Ipswich, MA USA) or GeneArt Seamless Cloning (Invitrogen Inc., Carlsbad, CA USA).

[00261] General Transformation and Related Culture Methodologies:

[00262] Chemically competent transformation protocols are carried out according to the manufacturer's instructions or according to the literature contained in *Molecular Cloning* (Sambrook and Russell, 2001). Generally, plasmid DNA or ligation products are chilled on ice for 5 to 30 min. in solution with chemically competent cells. Chemically competent cells are a widely used product in the field of biotechnology and are available from multiple vendors, such as those indicated in this Subsection. Following the chilling period cells generally are heat-shocked for 30 seconds at 42°C without shaking, re-chilled and combined with 250 microliters of rich media, such as S.O.C. Cells are then incubated at 37°C while shaking at 250 rpm for 1 hour. Finally, the cells are screened for successful transformations by plating on media containing the appropriate antibiotics.

[00263] Alternatively, selected cells may be transformed by electroporation methods such as are known to those skilled in the art.

[00264] Genetic manipulation in the chromosome of *E. coli* was achieved using Lambda-Red recombinase technology known to those skilled in the art (Datsenko and Wanner, 2000 and Gene Bridges GmbH, Dresden, Germany). This included gene deletions, insertions and mutations.

[00265] Plasmid construction was carried out using either restriction enzyme/ ligation methodologies known to those skilled in the art or homologous recombination methods such as Gibson Assembly (New England Biolabs Inc. Ipswich, MA USA) or GeneArt Seamless Cloning (Invitrogen Inc. Carlsbad, CA USA) according to manufacturer's instructions.

[00266] The choice of an *E. coli* host strain for plasmid transformation is determined by considering factors such as plasmid stability, plasmid compatibility, plasmid screening methods and protein expression. Strain backgrounds can be changed by simply purifying plasmid DNA as described herein and transforming the plasmid into a desired or otherwise appropriate *E. coli* host strain such as determined by experimental necessities, such as any commonly used cloning strain (e.g., DH5 α , Top10F', *E. cloni* 10G, etc.).

[00267] Plasmid DNA was prepared using the commercial miniprep kits from Qiagen (Valencia, CA USA) according to manufacturer's instructions.

[00268] The embodiments, variations, sequences, and figures described herein should provide an indication of the utility and versatility of the present invention. Other embodiments that do not provide all of the features and advantages set forth herein may also be utilized, without departing from the spirit and scope of the present invention. Such modifications and variations are considered to be within the scope of the invention.

SUBSECTION C. SHAKE FLASK STRAIN EVALUATION PROTOCOLS

[00269] SHAKE FLASK METHOD 1: Strains were evaluated in shake flasks for the production of free fatty acids (FFA). Triplicate evaluations were performed. Briefly, overnight starter cultures were made in 50 mL of Terrific Broth including the appropriate antibiotics and incubated 16-24 hours at 30°C, while shaking at 225 rpm. These cultures were used to inoculate 150 mL cultures of each strain in SM11 minimal medium to an OD₆₀₀ of 0.8 and 5% TB culture carryover as starting inoculum, and antibiotics. Cultures were incubated for 2 hours at 30°C, while shaking at 225 rpm. After 2 hours, the cells were washed with SM11 (no phosphate). Cells were twice spun down (4,000 rpm, 15min), the supernatant decanted, the pellet re-suspended in 150ml of SM11 (no phosphate). The cultures were used to inoculate 3X 50 mL of each strain in SM11 (no phosphate). The cultures were grown at 30°C for approximately 2h to an OD₆₀₀ of 1.0-1.5 after 2h cells and shifted to 37°C and samples removed periodically for fatty acid measurement over the course of 72 hrs.

[00270] SHAKE FLASK METHOD 2: Strains were evaluated in shake flasks for the production of FFA. Triplicate evaluations are performed. Briefly, overnight starter cultures were made in 50 mL of Terrific Broth including the appropriate antibiotics and incubated 16-24 hours at 30°C, while shaking at 225 rpm. These cultures were used to inoculate 150 mL cultures of each strain in SM11 minimal medium to an OD₆₀₀ of 0.8 and 5% TB culture carryover as starting inoculum, and antibiotics. After 2 hours, the cells were washed with SM11 (no phosphate). Cells were twice spun down (4,000 rpm, 15min), the supernatant decanted, the pellet re-suspended in 150ml of SM11 (no phosphate). The cultures were used to inoculate 3X 50 mL of each strain in SM11 (no phosphate) and 0.5 mM IPTG was added to each. The cultures were grown at 30°C for approximately 2 hr to an OD₆₀₀ of 1.8-2.0 after which the cultures are shifted to 37°C and samples removed periodically for fatty acid measurement over the course of 72 hrs.

[00271] SHAKE FLASK METHOD 3: Strains were evaluated in shake flasks for the production of FFA. Triplicate evaluations were performed. Briefly, overnight starter cultures were made in 50 mL of Terrific Broth including the appropriate antibiotics and incubated 16-24 hours at 30°C, while shaking at 225 rpm. These cultures were used to inoculate 300 mL cultures of each strain in Terrific Broth medium to an OD₆₀₀ of 0.8 and 5% TB culture carryover as starting inoculum, and antibiotics. Cultures were incubated for 4-6 hours at 30°C, while shaking at 225rpm until they reached an OD₆₀₀ of 1.8-2.0. After 4-6

hours, the cells were washed with SM11 (no phosphate). Cells were twice spun down (4,000 rpm, 15min), the supernatant decanted, the pellet re-suspended in 300ml of SM11 (no phosphate). The cultures were used to inoculate 3X 100 mL of each strain in SM11 (no phosphate). The cultures were grown at 25°C for approximately 16 hr and are then shifted to 37°C and samples removed periodically for fatty acid measurement over the course of 72 hours.

[00272] SHAKE FLASK METHOD 4: Strains were evaluated in shake flasks for the production of FFA. Triplicate evaluations were performed. Briefly, overnight starter cultures were made in 50 mL of Terrific Broth including the appropriate antibiotics and incubated 16-24 hours at 30°C, while shaking at 225 rpm. These cultures were used to inoculate 300 mL cultures of each strain in Terrific Broth medium to an OD₆₀₀ of 0.8 and 5% TB culture carryover as starting inoculum, and antibiotics. Cultures were incubated for 4-6 hours at 30°C, while shaking at 225 rpm until they reached an OD₆₀₀ of 1.8-2.0. After 4-6 hours, the cells were washed with SM11 (no phosphate). Cells are twice spun down (4,000 rpm, 15min), the supernatant decanted, the pellet re-suspended in 300 mL of SM11 (no phosphate). The cultures were used to inoculate 3X 100 mL of each strain in SM11 (no phosphate) and 0.5mM IPTG was added to each. The cultures were grown at 25°C for approximately 16 hr and are then shifted to 37°C and samples removed periodically for fatty acid measurement over the course of 72 hrs.

SUBSECTION D. ANALYTE QUANTIFICATION PROTOCOLS

[00273] Quantitation of fatty acids was performed by esterifying the fatty acids in the fermentation media to make methyl esters (FAME) before analysis by gas chromatography using a Stabilwax column. The esterification was with methanol in hydrochloric acid at 100°C for 2 hours. The FAMES were separated on the GC column and detected by flame ionization detection (FID). FAMES were quantified using a standard curve of each component at the beginning of the run. Data are reported in amount (mg) of each FAME in the media.

[00274] SOLVENTS and BUFFERS

[00275] Methyl esterification solution (83% Methanol/8.3% hydrochloric acid/8.3% chloroform) is made by: Add 100mL methanol to 100 mL glass bottle, Add 10mL hydrochloric acid, Add 10 mL chloroform and Mix thoroughly (store at room temperature)

[00276] Extraction solution (80% hexane/20% chloroform) is made by: Add 80mL hexane to 100mL glass bottle, Add 20 mL chloroform, and Mix thoroughly (store at room temperature)

[00277] PROCEDURE

[00278] The GC is operated under a gradient: 50°C for 4 minute, 7°C/minute to 150°C, hold 3 min, 40°C/minute to 220°C, and hold 2 min with a total Run time of 25 minutes. The carrier gas is Helium with a Flow rate 4.0 mL/min, the makeup gas is helium with a Flow rate 30 mL/min. Hydrogen Flow rate 35 mL/min, Air Flow rate 340 mL/min, Velocity 55.3cm/sec, Pressure 16.3 psi @ 50°C, Split Ratio 17:1, Split Flow 68 mL/min, Injection volume 1µL, Inlet temperature 250°C and Detector temperature 300°C.

[00279] Pentadecane is used as an internal standard. Prepare standard curves for each fatty acid based on concentration of standards using the GC software and linear regression function. Determine the amount (mg) of each fatty acid in each sample and the control using the GC calibration software. The assay acceptance criteria require the correlation coefficient for the fatty acid standard curves to be greater than 0.99. The concentration of the standard must be within historical range.

[00280] Samples are prepared as follows: Add < 2 mL culture to a reaction vial. Dry samples in the SpeedVac with heat for approximately 60 mins. Add 3 mL methyl esterification solution. Add 10 µL internal standard solution. Incubate at 85°C for 2 hrs. Remove from incubator and cool to room temperature. Add 1 mL deionized water. Add 2 mL extraction solution. Vortex vigorously for 1 minute and let mixture settle and separate. Remove organic layer (TOP) and place into vial insert within amber GC vial.

[00281] Using the mass spectrometer detector consists of using the same method of sample preparation as per the GC-FID. Additional tools of chemical entity identification are via the NIST08 library to verify free fatty acids (FFA). This is to match not only retention time with a standard, but target and qualifier ions to the standard using the mass spectrometer.

CLAIMS

WHAT IS CLAIMED IS:

1. A genetically modified microorganism producing a fatty acid or fatty acid derived product, wherein the fatty acid chain length can be selected from 4 to > 18, wherein fatty acids are produced via a growing fatty acyl-CoA chain and wherein additionally, the fatty acid chain is extended with at least one malonyl-CoA molecule and without the use of malonyl-ACP.
2. A genetically modified microorganism of claim 1, wherein the butyryl-CoA product/intermediate is made from acetyl-CoA and malonyl-CoA.
3. A genetically modified microorganism of claim 1, wherein the butyryl-CoA product/intermediate is made from malonyl-CoA.
4. A genetically modified microorganism of claim 1, wherein an acyl-CoA (length n) product/intermediate with chain length greater than 4 is made from acetyl-CoA and an acyl-CoA chain (length n-2).
5. A genetically modified microorganism of claim 1, wherein an acyl-CoA (length n) product/intermediate with chain length greater than 4 is made from malonyl-CoA and an acyl-CoA chain (length n-2).
6. A genetically modified microorganism of claim 1, wherein the product is a fatty acid mixture enriched for chain length C4 and wherein the C4 chain comprises > 9%, > 50%, > 85% or > 95% percentage of the total fatty acid product on mass (g) basis.
7. A genetically modified microorganism of claim 1, wherein the product is a fatty acid mixture enriched for chain length C6 and wherein the C6 chain comprises > 10%, > 50%, > 85% or > 95% percentage of the total fatty acid product on mass (g) basis.
8. A genetically modified microorganism of claim 1, wherein the product is a fatty acid mixture enriched for chain length C8 and wherein the C8 chain comprises > 10%, > 50%, > 85% or > 95% percentage of the total fatty acid product on mass (g) basis.
9. A genetically modified microorganism of claim 1, wherein the product is a fatty acid mixture enriched for chain length C10 and wherein the C10 chain comprises > 10%, > 50%, > 85% or > 95% percentage of the total fatty acid product on mass (g) basis.
10. A genetically modified microorganism of claim 1, wherein the product is a fatty acid mixture enriched for chain length C12 and wherein the C12 chain comprises > 10%, > 50%, > 85% or > 95% percentage of the total fatty acid product on mass (g) basis.

11. A genetically modified microorganism of claim 1, wherein the product is a fatty acid mixture enriched for chain length C14 and wherein the C14 chain comprises > 10%, > 50%, > 85% or > 95% percentage of the total fatty acid product on mass (g) basis.
12. A genetically modified microorganism of claim 1, wherein the product is a fatty acid mixture enriched for chain length C16 and wherein the C16 chain comprises > 10%, > 50%, > 85% or > 95% percentage of the total fatty acid product on mass (g) basis.
13. A genetically modified microorganism of claim 1, wherein the product is a fatty acid mixture enriched for chain length C18 and wherein the C18 chain comprises > 10%, > 50%, > 85% or > 95% percentage of the total fatty acid product on mass (g) basis.
14. A fermentation process using an microorganism from any of the above claims, wherein a fatty acid or fatty acid based product is produced.
15. A genetically modified microorganism of any of the above claims, wherein the microorganism is further genetically modified to convert an acyl-CoA into a fatty acid derived product, including an alcohol, aldehyde, alkene, alkane or diacid.

Figure 1

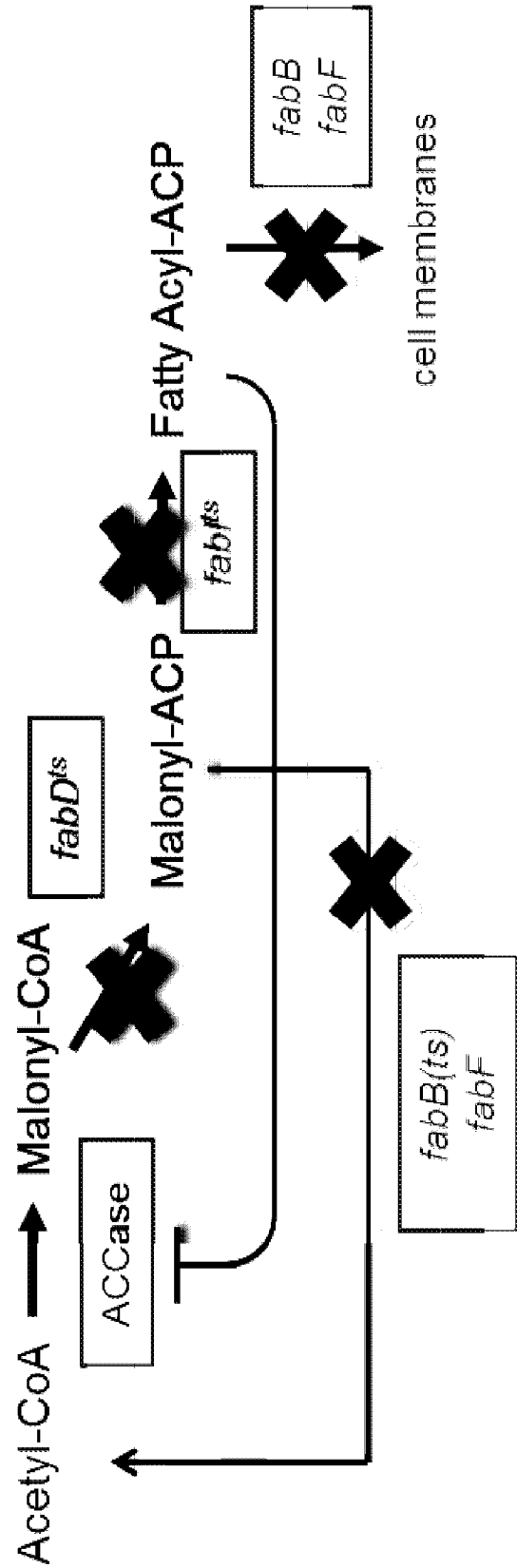


Figure 2

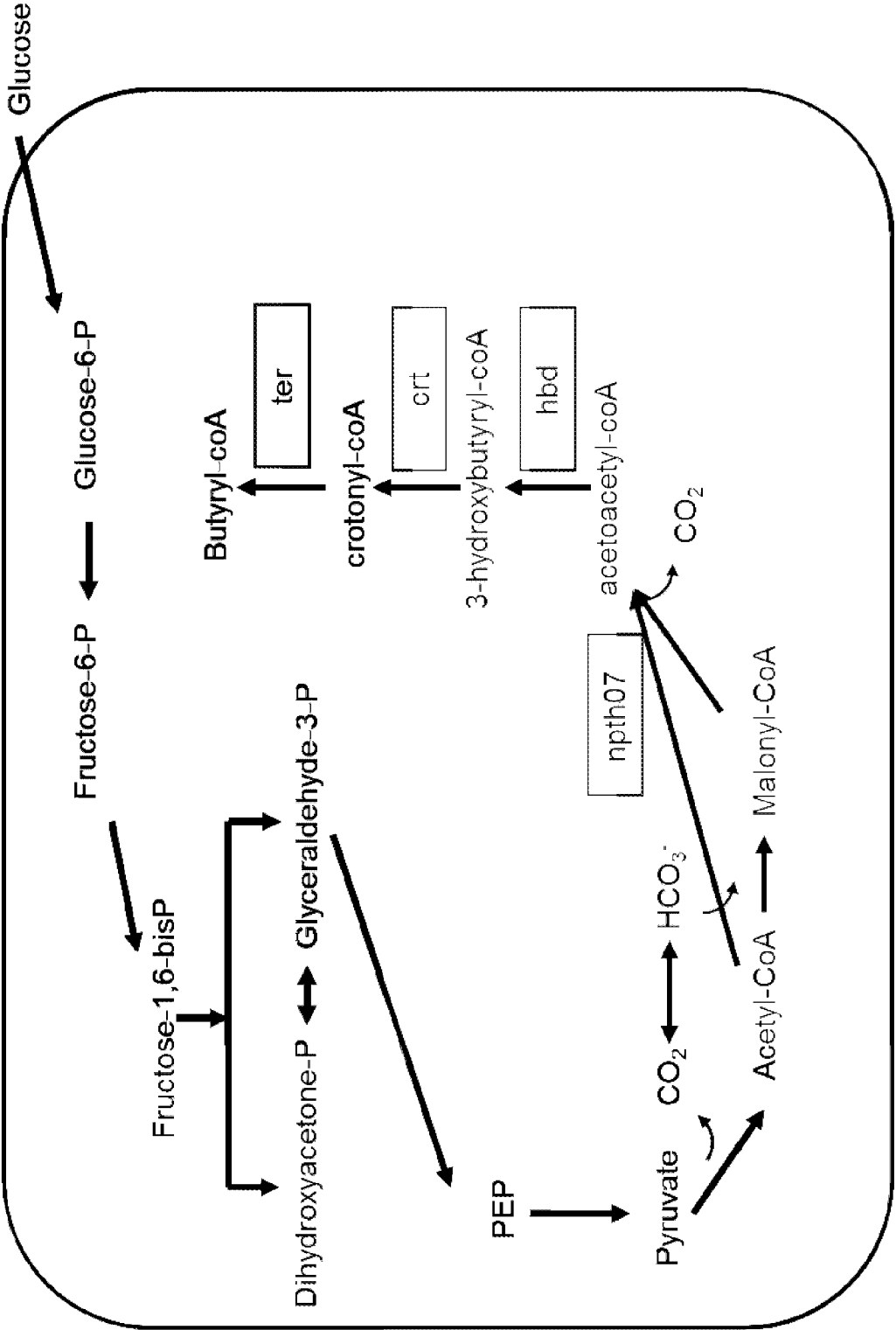


Figure 3A

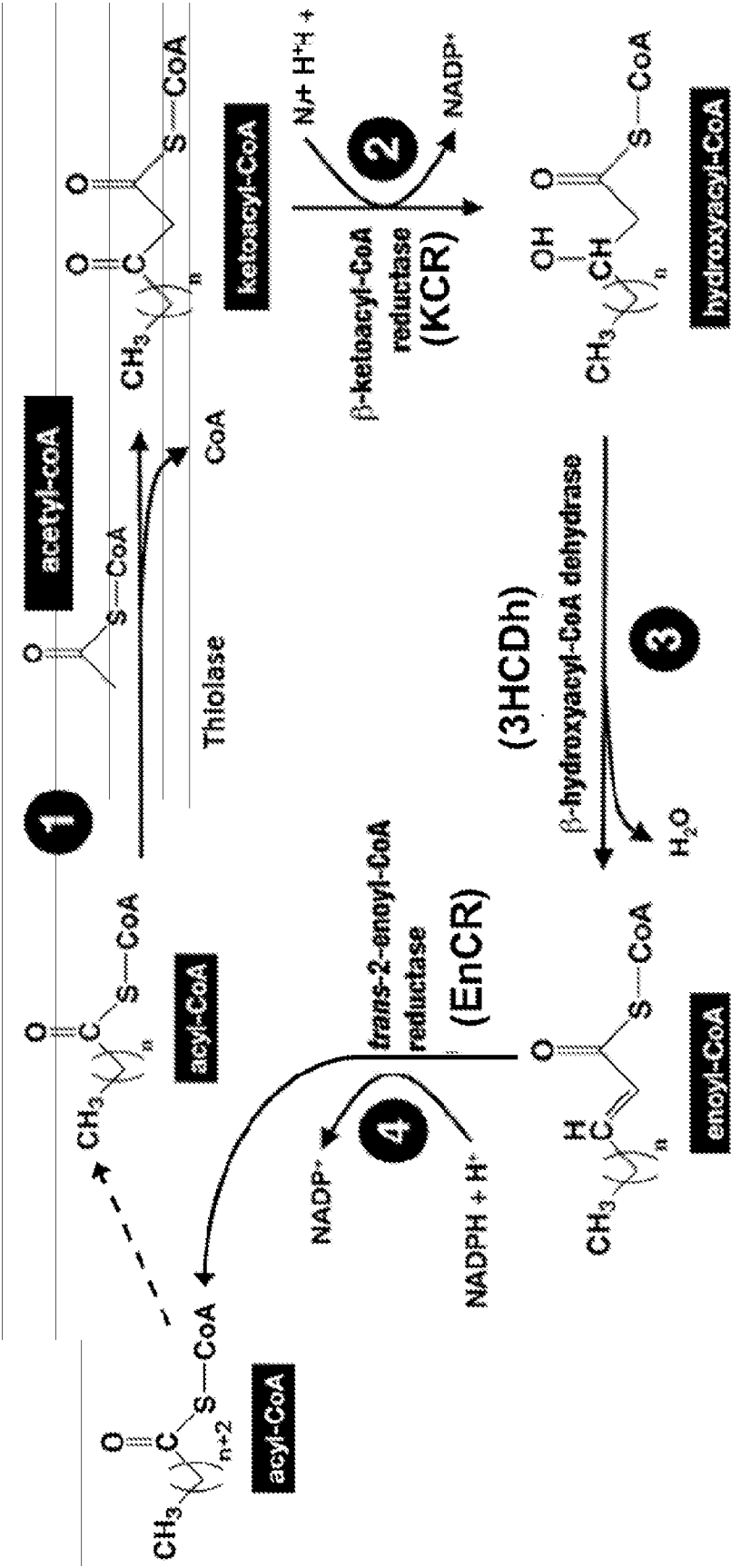


Figure 3B

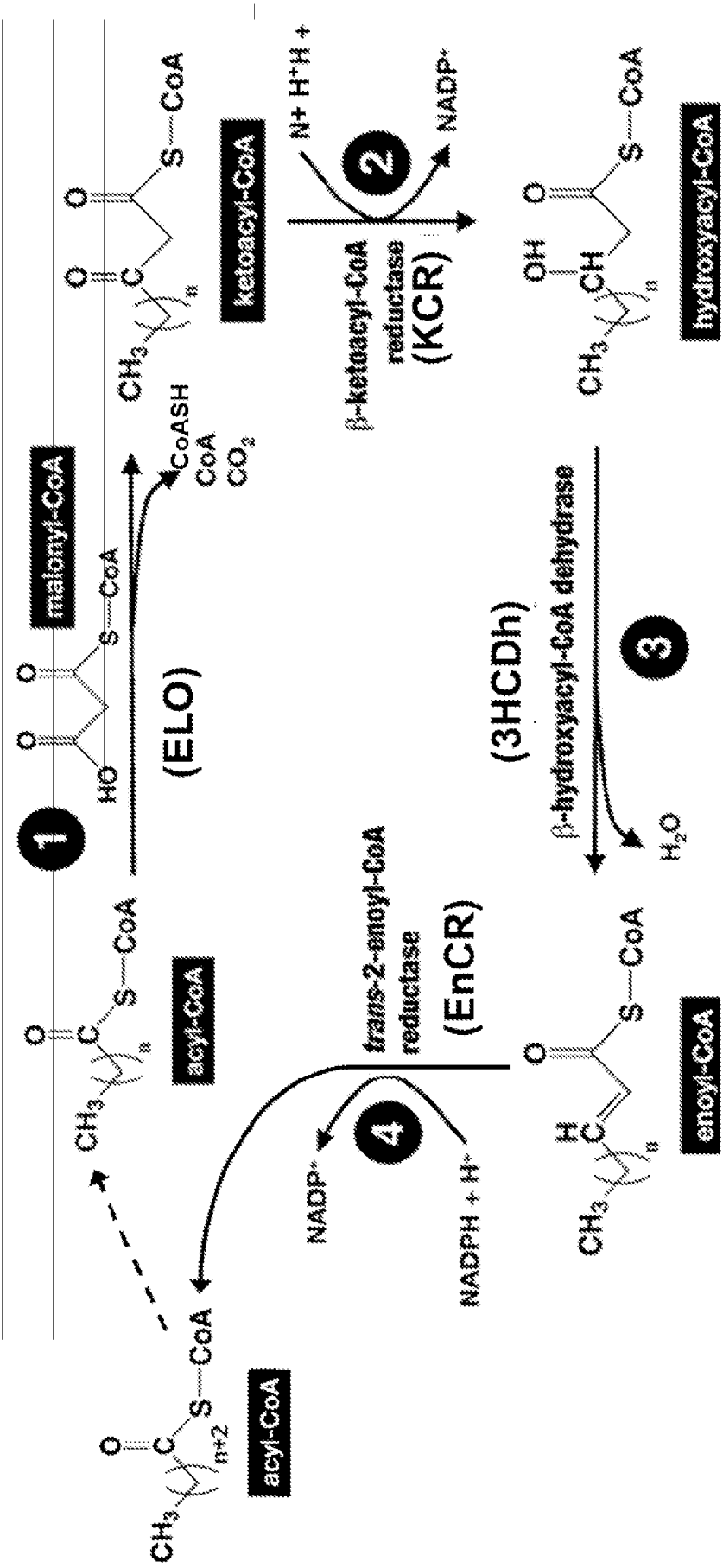


Figure 4

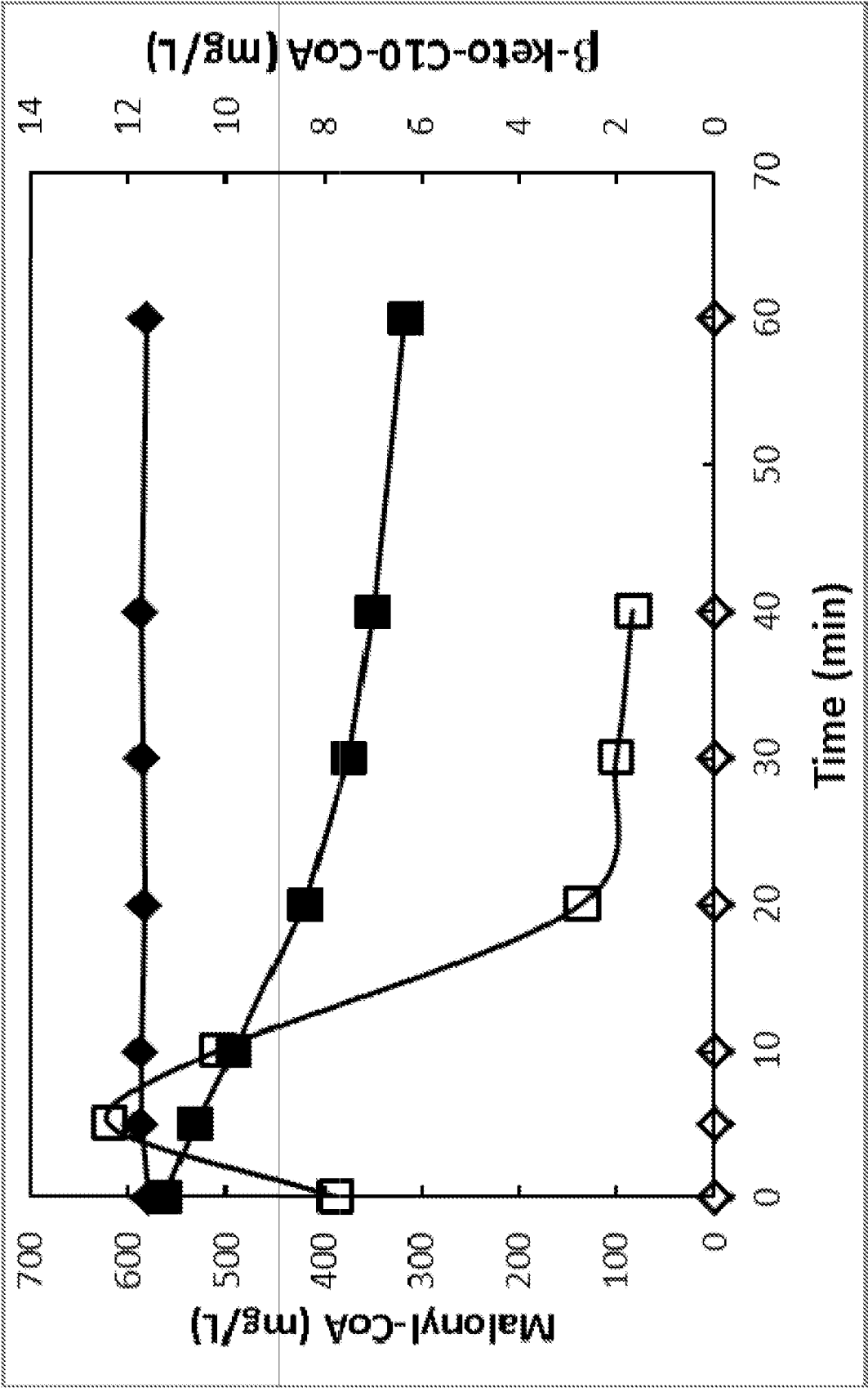


Figure 6

