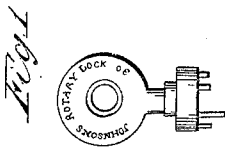

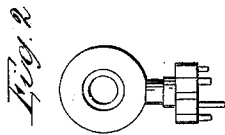
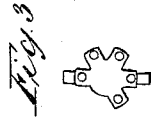
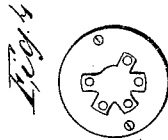
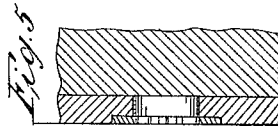


A.B. Mullett,

Key,

No 59,628,

Patented Nov. 13, 1866.



Witnesses

B. Oertly
Sam. F. Carr
11

Inventor
A.B. Mullett

UNITED STATES PATENT OFFICE.

A. B. MULLETT, OF WASHINGTON, DISTRICT OF COLUMBIA.

IMPROVEMENT IN LOCKS.

Specification forming part of Letters Patent No. 59,628, dated November 13, 1866.

To all whom it may concern:

Be it known that I, A. B. MULLETT, of Washington, District of Columbia, have invented a new and useful Improvement in Locks; and I do hereby declare that the following is a full, clear, and exact description of the construction and operation thereof, reference being had to the annexed drawings, making a part of this specification, in which—

Figures 1 and 6 are different views of Johnson's rotary lock-key. Figs. 2, 3, 7, and 8 are different views of my improvement thereof. Fig. 5 represents a portion of the door and a section of the key-hole. Fig. 4 represents the plate through which the end of the key is inserted, and back of which it revolves.

The object of my invention is so to construct this plate and the end of the key that when the door is unlocked the key, instead of slipping from its place, has a hold on this plate, by means of which the door may be drawn open by the key without an additional knob.

The construction is obvious from a glance at the drawings, and need not be minutely de-

scribed. The plate on the end of Johnson's key, in which the pins are fixed, is a cylinder, and hence there is nothing to hold the key in place when revolved.

My improvement consists in the addition of the plate, Fig. 4, with its peculiar key-hole, and in the key corresponding thereto, so that when the lock is sprung the key remains fixed in place to draw open the door.

It is manifest that this may be done in various ways by making the end of the key oval, or of any other regular or irregular form, except a cylinder; or it may be done by attaching lugs on the circumference of the cylinder.

What I claim as my improvement on said rotary lock, and desire to secure by Letters Patent, is—

The plate, Fig. 4, and its corresponding key, Figs. 2 and 8, made and combined substantially as herein set forth.

A. B. MULLETT.

Witnesses:

B. OERTLY,
SAM'L. F. CARR.