



US00D343620S

United States Patent [19]

[11] Patent Number: Des. 343,620

Scheid et al.

[45] Date of Patent: ** Jan. 25, 1994

[54] SELECTIVE CALL RECEIVER

[56]

References Cited

U.S. PATENT DOCUMENTS

[75] Inventors: William J. Scheid, Coral Springs;
Dwight D. Brooks, Boynton Beach,
both of Fla.

D. 303,669	9/1989	Hayasaka et al.	D14/191
D. 304,192	10/1989	Hayasaka et al.	D14/191
D. 314,382	2/1991	Scheid et al.	D14/191
D. 325,579	4/1992	Bouhuys	D14/191
D. 327,267	6/1992	Scheid et al.	D14/191

[73] Assignee: Motorola, Inc., Schaumburg, Ill.

Primary Examiner—Theodore M. Shooman
Attorney, Agent, or Firm—Thomas G. Berry; Daniel R. Collopy; Keith A. Chanroo

[**] Term: 14 Years

[57]

CLAIM

[21] Appl. No.: 3,319

The ornamental design a selective call receiver, as shown and described.


[22] Filed: Nov. 6, 1992

DESCRIPTION

Related U.S. Application Data

[63] Continuation-in-part of Ser. No. 106, Oct. 1, 1992.
 [52] U.S. Cl. D14/191
 [58] Field of Search 455/90, 92, 100, 128;
 340/311.1; D14/124, 191, 192, 299

FIG. 1 is a top plan view of selective call receiver showing our new design;
 FIG. 2 is a bottom plan view thereof;
 FIG. 3 is a front elevation view thereof;
 FIG. 4 is a right side elevation view thereof;
 FIG. 5 is a left side elevation view thereof;
 FIG. 6 is a rear elevation view thereof; and,
 FIG. 7 is a perspective view thereof.






FIG. 1

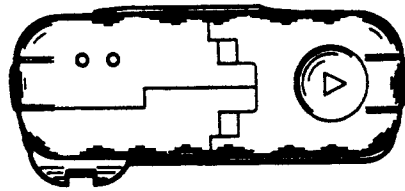


FIG. 2




FIG. 3




FIG. 4



FIG. 5

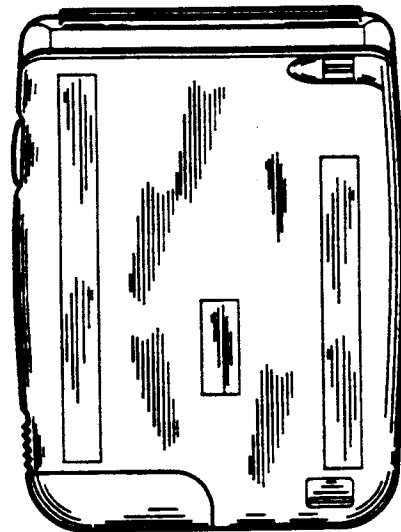


FIG. 6

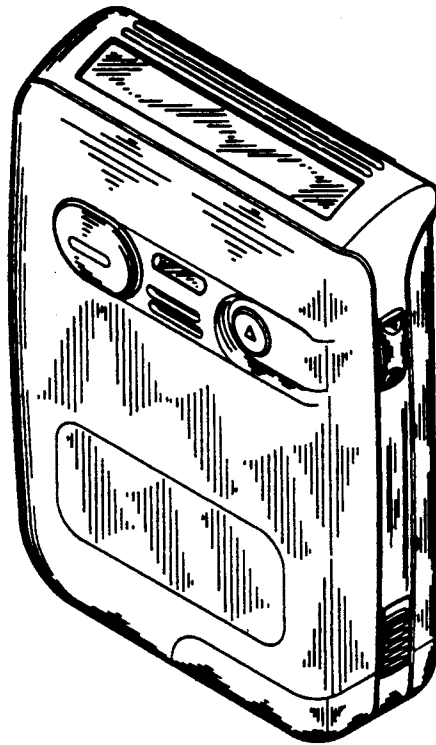


FIG. 7