



US00D899119S

(12) **United States Design Patent**
Velez

(10) **Patent No.:** **US D899,119 S**

(45) **Date of Patent:** **** Oct. 20, 2020**

(54) **BAR STOOL**

(71) Applicant: **Holly Hunt Enterprises, Inc.**, Chicago, IL (US)

(72) Inventor: **Alberto Velez**, Chicago, IL (US)

(73) Assignee: **HOLLY HUNT ENTERPRISES, INC.**, Chicago, IL (US)

(**) Term: **15 Years**

(21) Appl. No.: **29/669,008**

(22) Filed: **Nov. 5, 2018**

(51) **LOC (12) Cl.** **06-01**

(52) **U.S. Cl.**
USPC **D6/360**

(58) **Field of Classification Search**
USPC D6/334, 341, 349, 352, 353, 360, 364,
D6/373, 375, 677, 692, 700, 708, 716,
D6/350, 369, 708.16, 374, 379, 380
CPC A47C 3/34; A47C 7/506; A47C 9/007;
A47C 13/023; A47C 4/028; A47C 4/02
See application file for complete search history.

(56) **References Cited**

U.S. PATENT DOCUMENTS

D171,208 S * 12/1953 Jones D6/375
D193,338 S * 8/1962 Tepper D6/375
D258,853 S * 4/1981 Zola D6/379

D468,918 S * 1/2003 de Blois D6/360
D607,654 S * 1/2010 Fewchuk D6/374
D760,525 S * 7/2016 Piretti D6/380
D761,606 S * 7/2016 Piretti D6/380
D766,002 S * 9/2016 Wu D6/360
D799,849 S * 10/2017 Giotti D6/380
D800,467 S * 10/2017 Galiotto D6/360
D807,074 S * 1/2018 Chen D6/380
D845,021 S * 4/2019 Bray D6/375
D850,138 S * 6/2019 Taraba D6/380
D867,778 S * 11/2019 Giotti D6/380

* cited by examiner

Primary Examiner — Kevin K Rudzinski

Assistant Examiner — Paul D Bohannon

(74) *Attorney, Agent, or Firm* — The Belles Group, P.C.

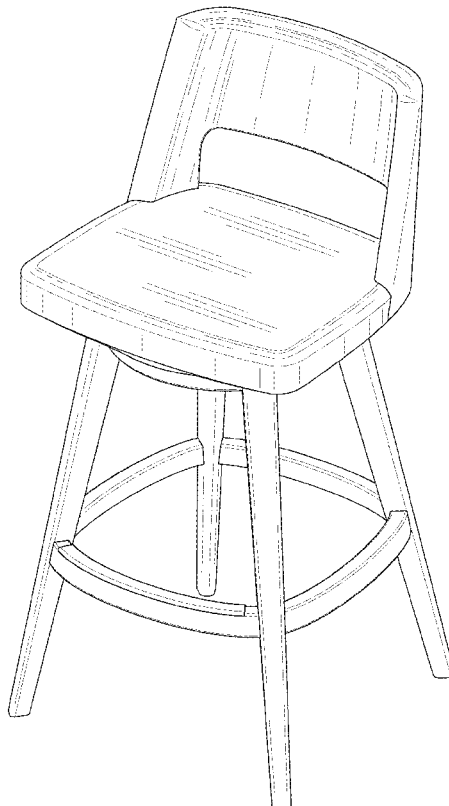
(57) **CLAIM**

The ornamental design for a bar stool, as shown and described.

DESCRIPTION

FIG. 1 is a front perspective view of a bar stool according to the new design;
FIG. 2 is a front view thereof;
FIG. 3 is a rear view thereof;
FIG. 4 is a right side view thereof;
FIG. 5 is a left side view thereof;
FIG. 6 is a top view thereof; and,
FIG. 7 is a bottom view thereof.

1 Claim, 7 Drawing Sheets






FIG. 1

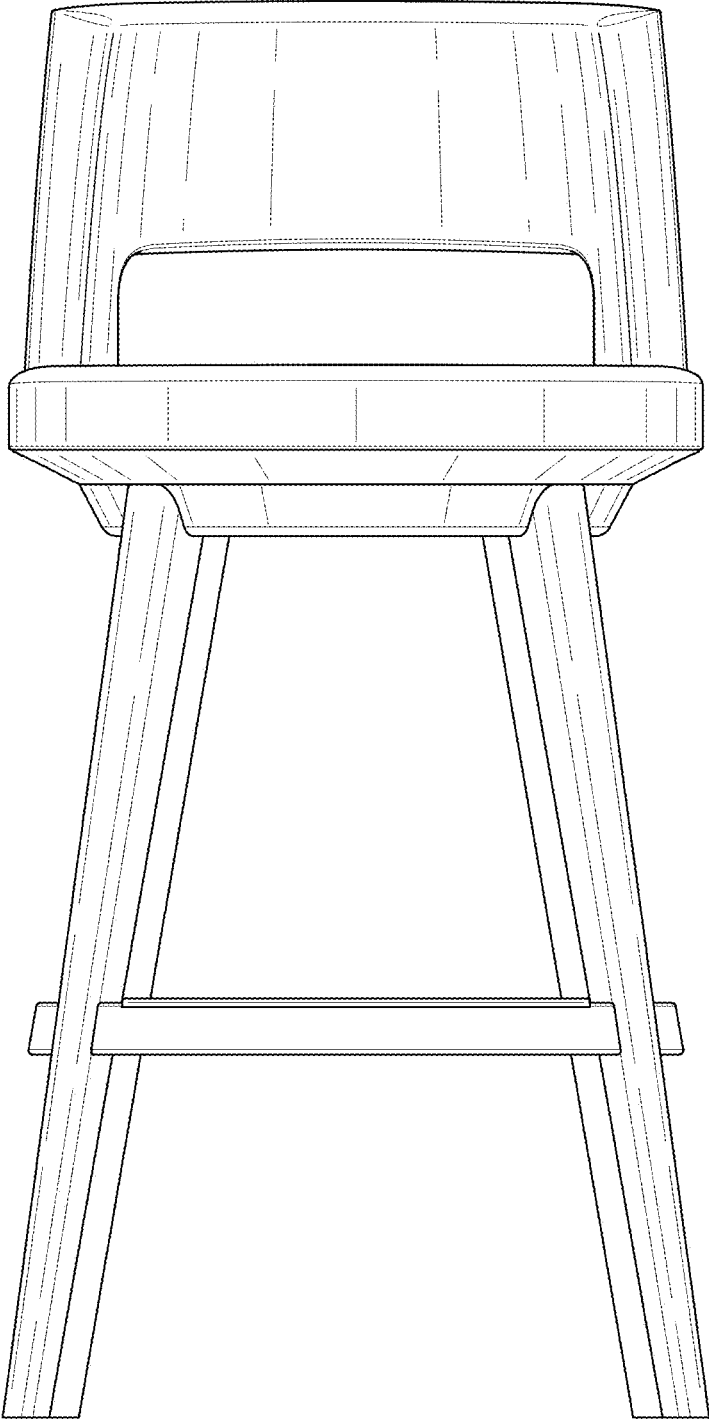


FIG. 2

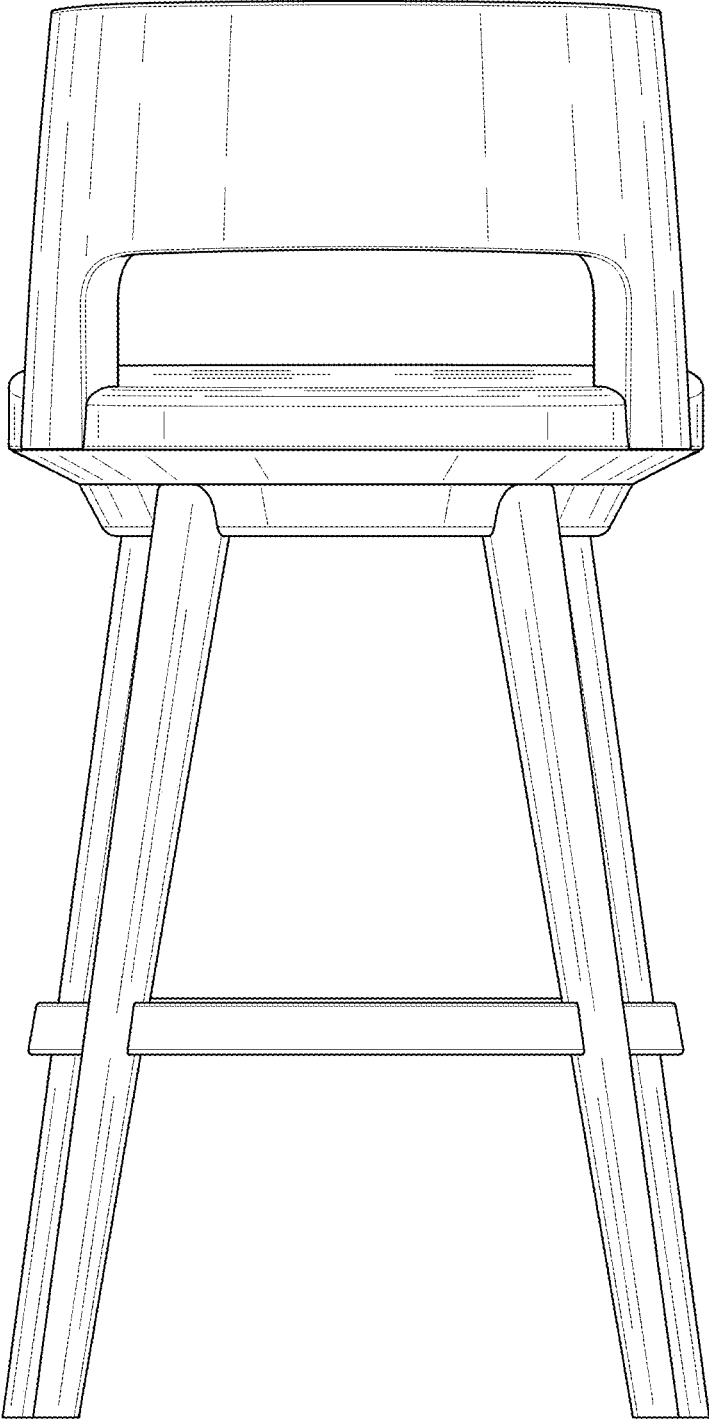


FIG. 3

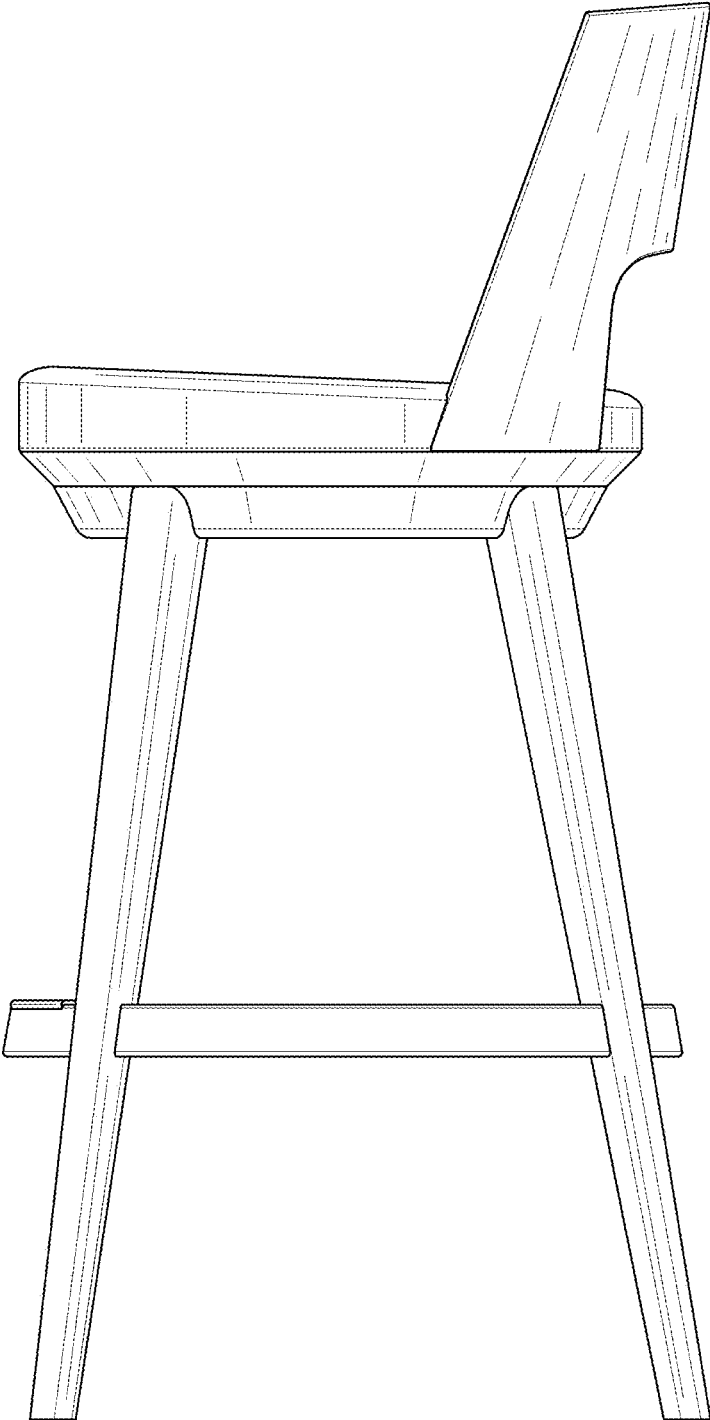


FIG. 4

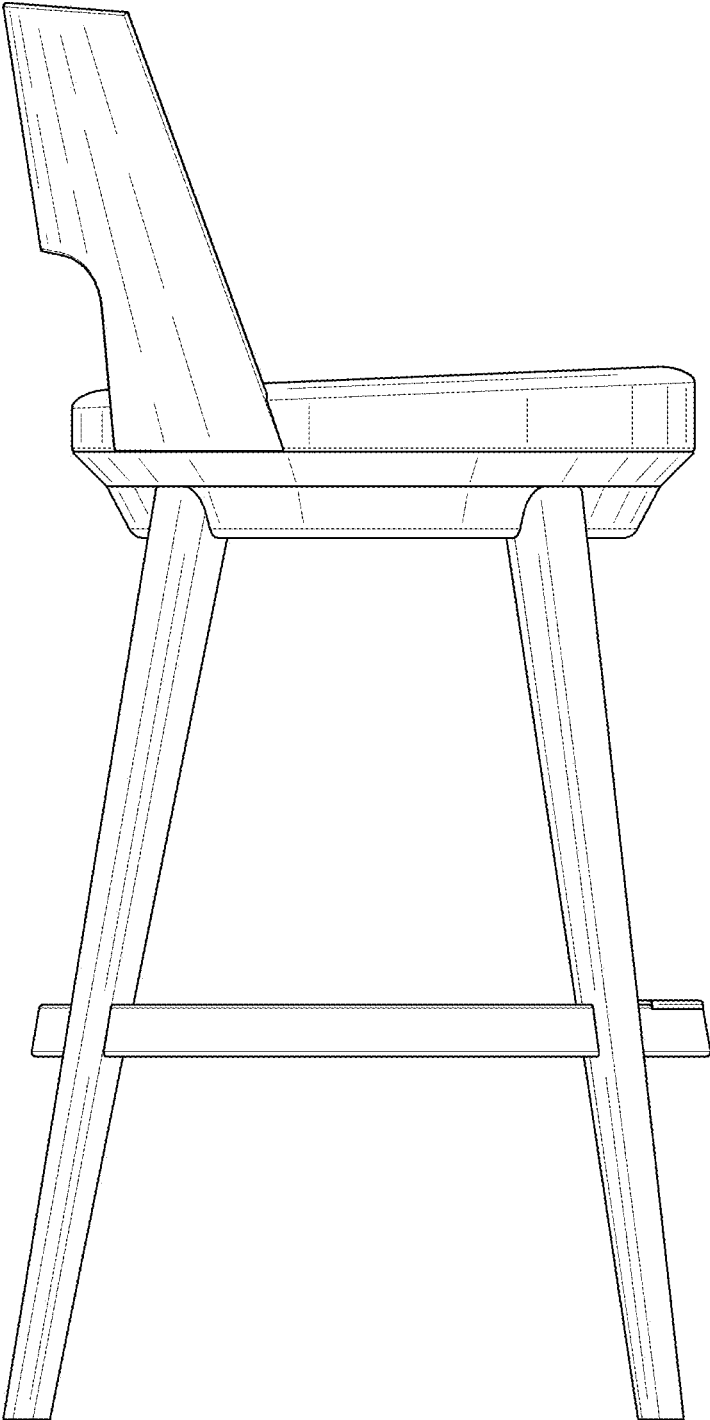


FIG. 5




FIG. 6

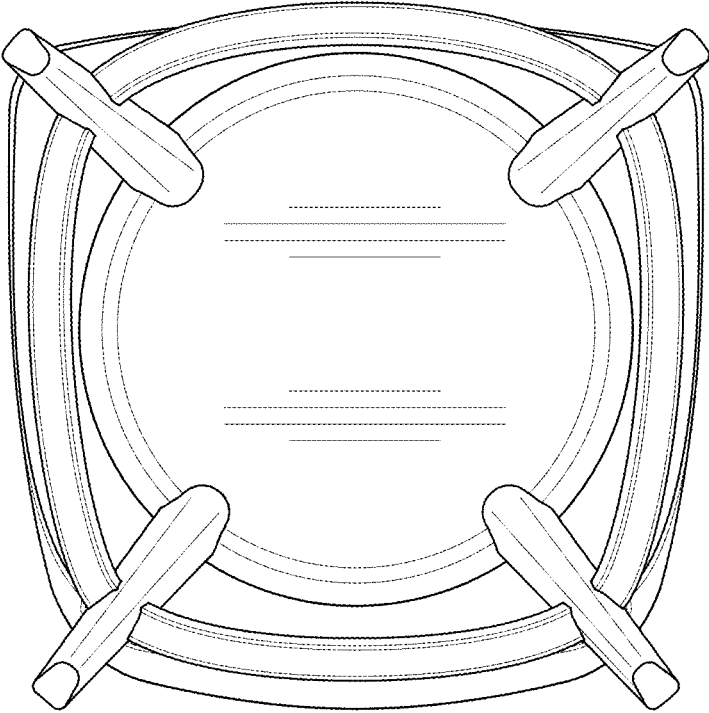


FIG. 7