



US00D532309S

(12) **United States Design Patent**
Stolle

(10) **Patent No.:** **US D532,309 S**

(45) **Date of Patent:** **** Nov. 21, 2006**

(54) **BOTTLE**

(75) Inventor: **Jens Stolle**, Crailsheim (DE)

(73) Assignee: **SHB GmbH & Co., KG**, Crailsheim (DE)

(**) Term: **14 Years**

(21) Appl. No.: **29/212,912**

(22) Filed: **Sep. 10, 2004**

(30) **Foreign Application Priority Data**

Mar. 11, 2004 (EM) 000145446

(51) **LOC (8) Cl.** **09-01**

(52) **U.S. Cl.** **D9/529; D9/556; D9/571**

(58) **Field of Classification Search** D9/516,
D9/522, 529, 541-542, 549-552, 556-558,
D9/563-565, 569-574, 723-729, 682, 686-694,
D9/449; 215/12.1-12.2, 13.1, 384; 220/660,
220/662, 669, 675

See application file for complete search history.

(56) **References Cited**

U.S. PATENT DOCUMENTS

D53,778 S	*	9/1919	Bruns	D9/510
D94,861 S	*	3/1935	Smith	D9/571
D114,686 S	*	5/1939	Petty	D9/571
D206,026 S	*	10/1966	Miller	D9/556
D222,125 S	*	10/1971	Roberts	D9/556
D225,833 S	*	1/1973	Auslander	D9/569
D322,216 S	*	12/1991	Zogg et al.	D9/575
D323,293 S	*	1/1992	Gutkowski	D9/529
D344,898 S	*	3/1994	Sherman et al.	D9/516
D419,864 S	*	2/2000	Kuzma et al.	D9/682
D445,037 S	*	7/2001	Kokenge et al.	D9/571
D450,593 S	*	11/2001	Jebb et al.	D9/529

D451,402 S	*	12/2001	Kokenge et al.	D9/549
D459,659 S	*	7/2002	Chung	D9/529
D459,996 S	*	7/2002	Kuzma et al.	D9/549
D461,718 S	*	8/2002	Brozell	D9/529
D463,744 S	*	10/2002	Brozell	D9/449
D481,638 S	*	11/2003	Bressen et al.	D9/529

* cited by examiner

Primary Examiner—Carol Rademaker

(74) *Attorney, Agent, or Firm*—Venable LLP; Robert Kinberg; Manni Li

(57) **CLAIM**

The ornamental design for a bottle, as shown and described.

DESCRIPTION

FIG. 1 is a perspective view from the front-top-right side of the bottle showing a first embodiment of our new design; FIG. 2 is a front view of the design shown in FIG. 1; FIG. 3 is a rear view of the design shown in FIG. 1; FIG. 4 is a left side view of the design shown in FIG. 1; FIG. 5 is a right side view of the design shown in FIG. 1; FIG. 6 is a top view of the design shown in FIG. 1; FIG. 7 is a bottom view of the design shown in FIG. 1; FIG. 8 is a perspective view from the front-top-right side of the bottle showing a second embodiment of our new design; FIG. 9 is a front view of the design shown in FIG. 8; FIG. 10 is a rear view of the design shown in FIG. 8; FIG. 11 is a left side view of the design shown in FIG. 8; FIG. 12 is a right side view of the design shown in FIG. 8; FIG. 13 is a top view of the design shown in FIG. 8; and, FIG. 14 is a bottom view of the design shown in FIG. 8. The broken lines shown in the drawings are for environmental purposes only and form no part of the claimed design.

1 Claim, 12 Drawing Sheets



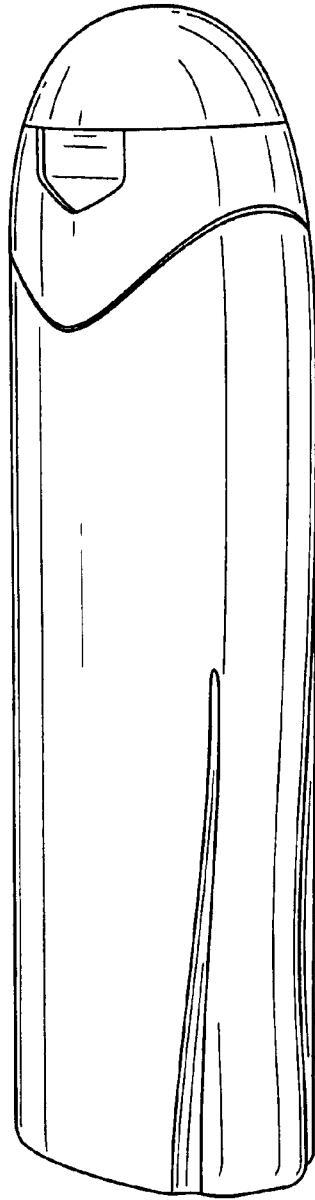


FIG. 1

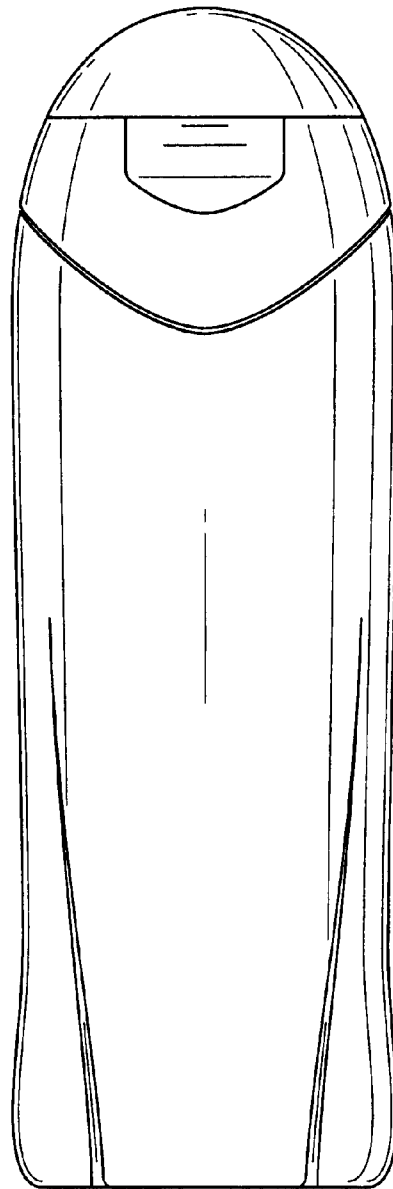


FIG. 2

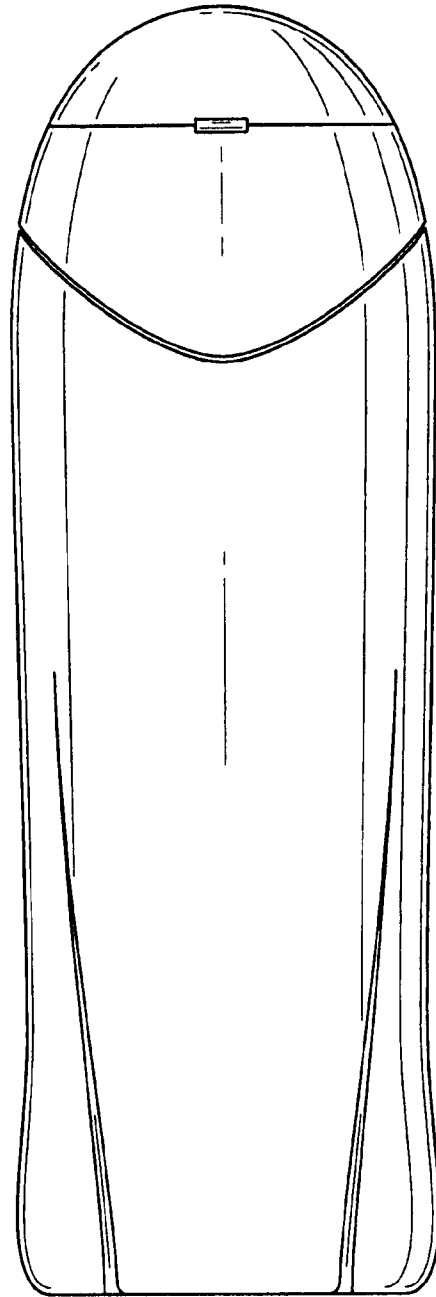


FIG. 3

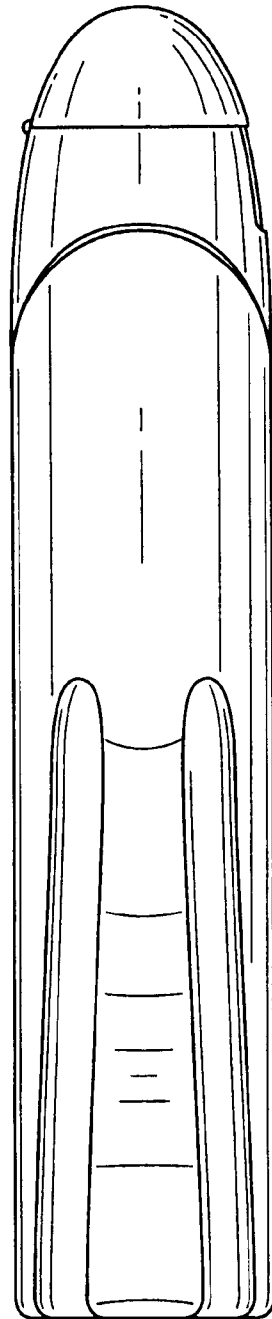


FIG. 4

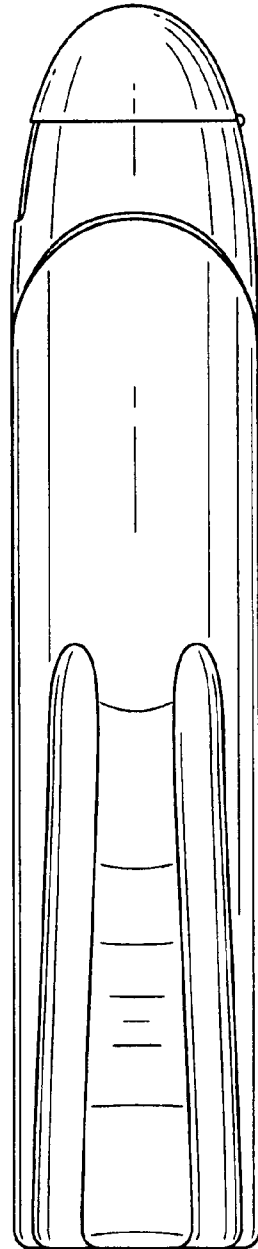


FIG. 5

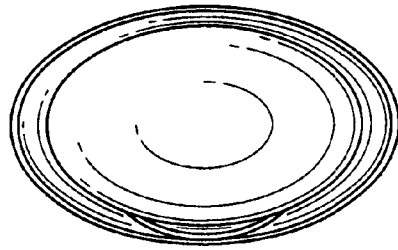


FIG. 6

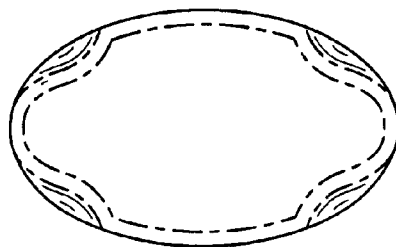


FIG. 7




FIG. 8

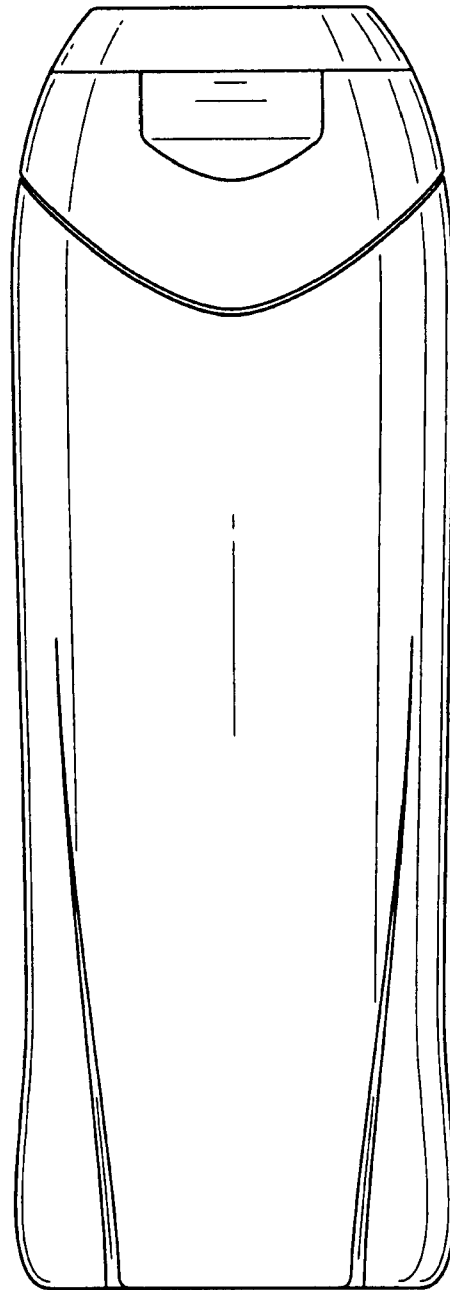


FIG. 9

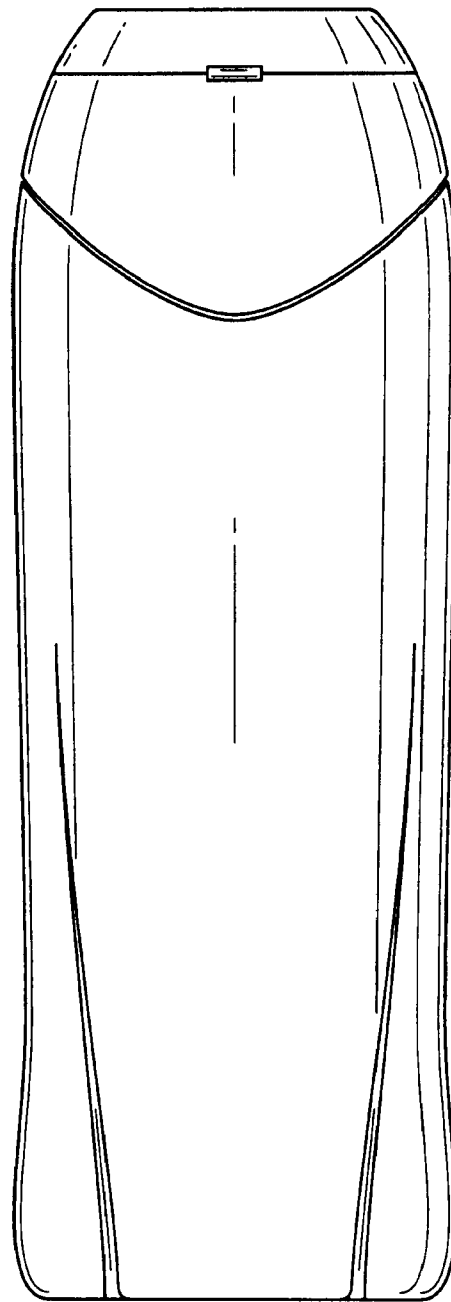


FIG. 10

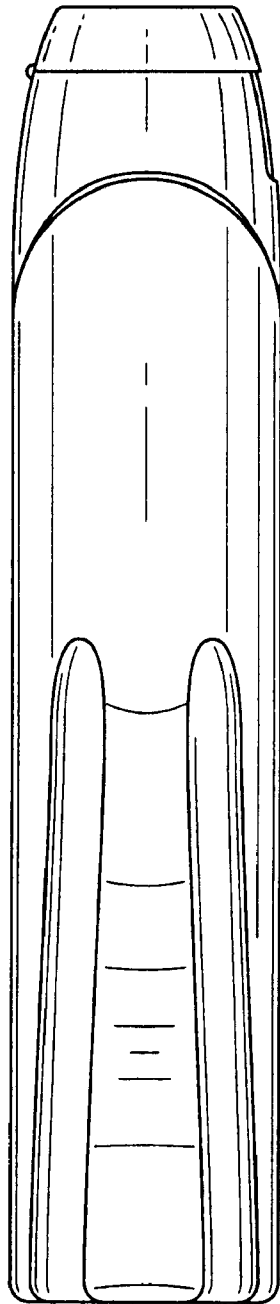


FIG. 11

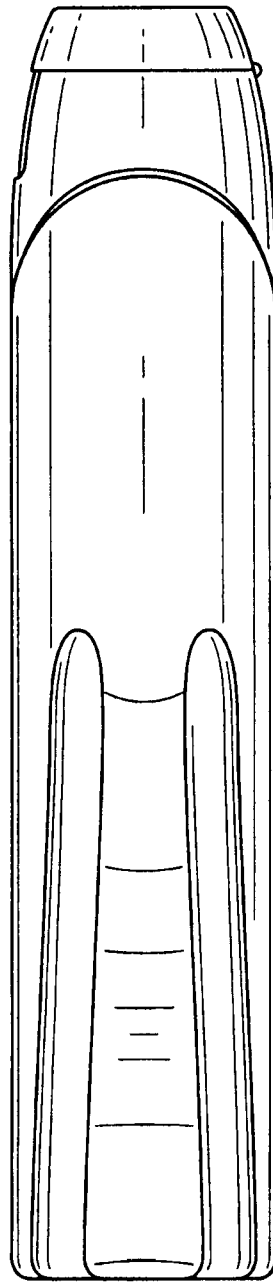


FIG. 12

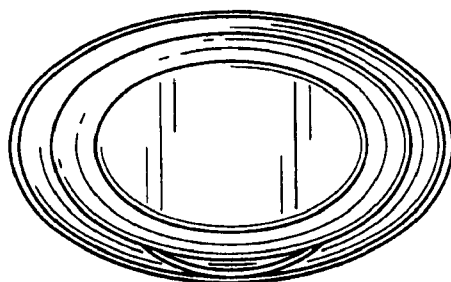


FIG. 13

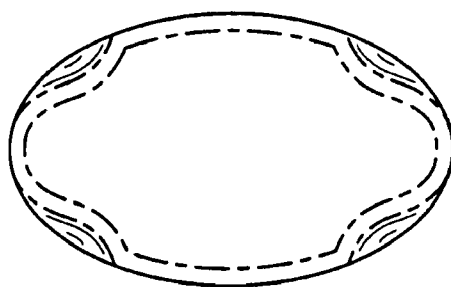


FIG. 14