



US00D585708S

(12) **United States Design Patent**
Gransbury

(10) **Patent No.:** **US D585,708 S**

(45) **Date of Patent:** **** Feb. 3, 2009**

(54) **FOOD MASHER**

(75) Inventor: **Alexander William Gransbury**, Red Hill (AU)

(73) Assignee: **The Dream Farm Pty Ltd.**, Red Hill, Queensland (AU)

(**) Term: **14 Years**

(21) Appl. No.: **29/307,668**

(22) Filed: **May 5, 2008**

(51) **LOC (9) Cl.** **07-04**

(52) **U.S. Cl.** **D7/682; D7/690**

(58) **Field of Classification Search** D7/682,
D7/690; 416/70, 227 R, 176; 30/322-324;
452/102, 141, 143, 145; 241/168, 169.2;
366/129, 130

See application file for complete search history.

(56) **References Cited**

U.S. PATENT DOCUMENTS

- 370,861 A * 10/1887 Drum 241/169
- 472,515 A * 4/1892 Apple 241/169.2
- 915,577 A * 3/1909 Farmer 241/169.2
- 1,389,102 A * 8/1921 Romo, Jr. D7/690

- 2,905,453 A * 9/1959 Wise 416/176
- 2,922,628 A * 1/1960 Koe 366/129
- D429,972 S * 8/2000 Wang et al. D7/667
- D479,956 S * 9/2003 Bellander D7/667
- D496,768 S * 9/2004 Izumoto D99/25

* cited by examiner

Primary Examiner—Terry A Wallace
(74) *Attorney, Agent, or Firm*—Gerald T. Shekleton

(57) **CLAIM**

The ornamental design for a food masher, as shown and described.

DESCRIPTION

FIG. 1 is a front perspective view of a food masher showing my new design, the broken lines of the handle and rod are for illustrative purposes only and form no part of the claimed design.

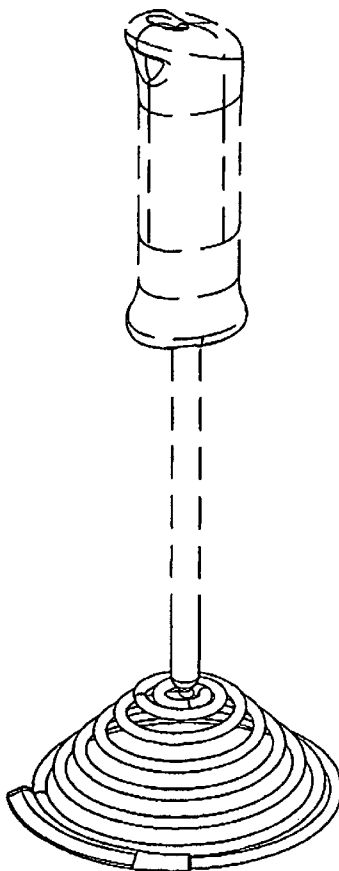
FIG. 2 is a rear perspective view thereof.

FIG. 3 is a side view thereof.

FIG. 4 is a top plan view thereof; and,

FIG. 5 is a bottom plan view thereof.

1 Claim, 4 Drawing Sheets



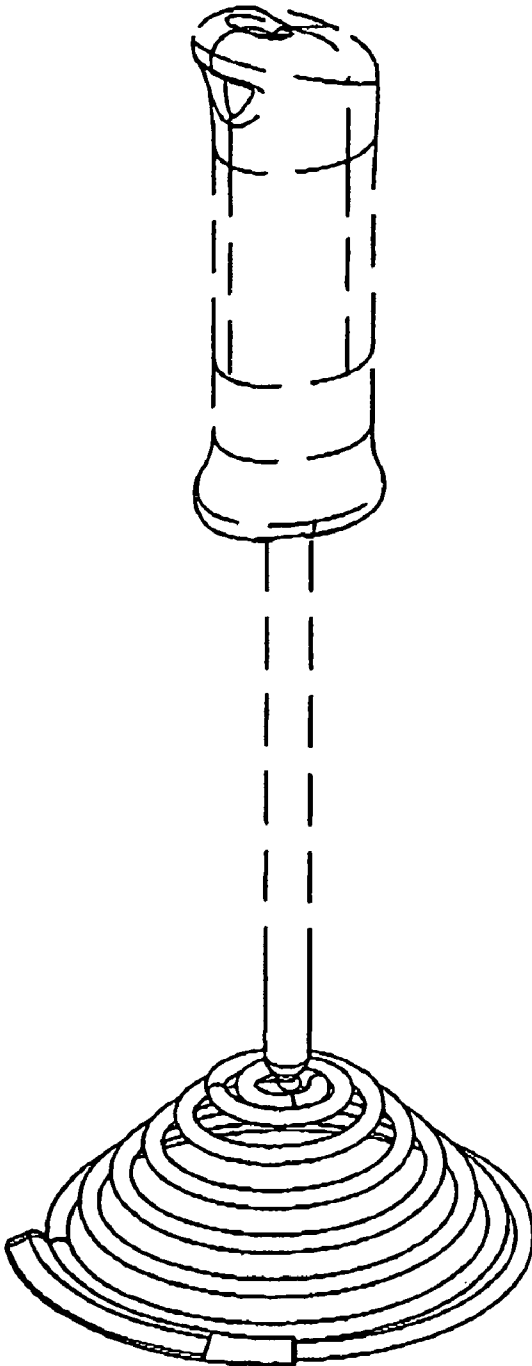


Fig. 1

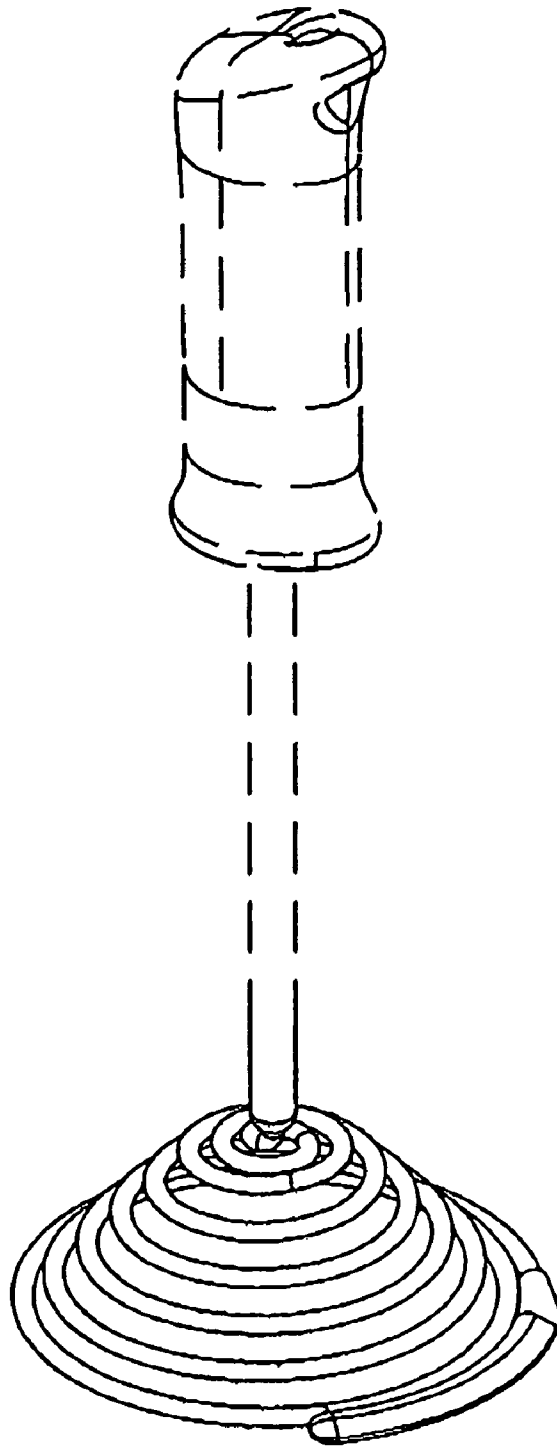


Fig. 2

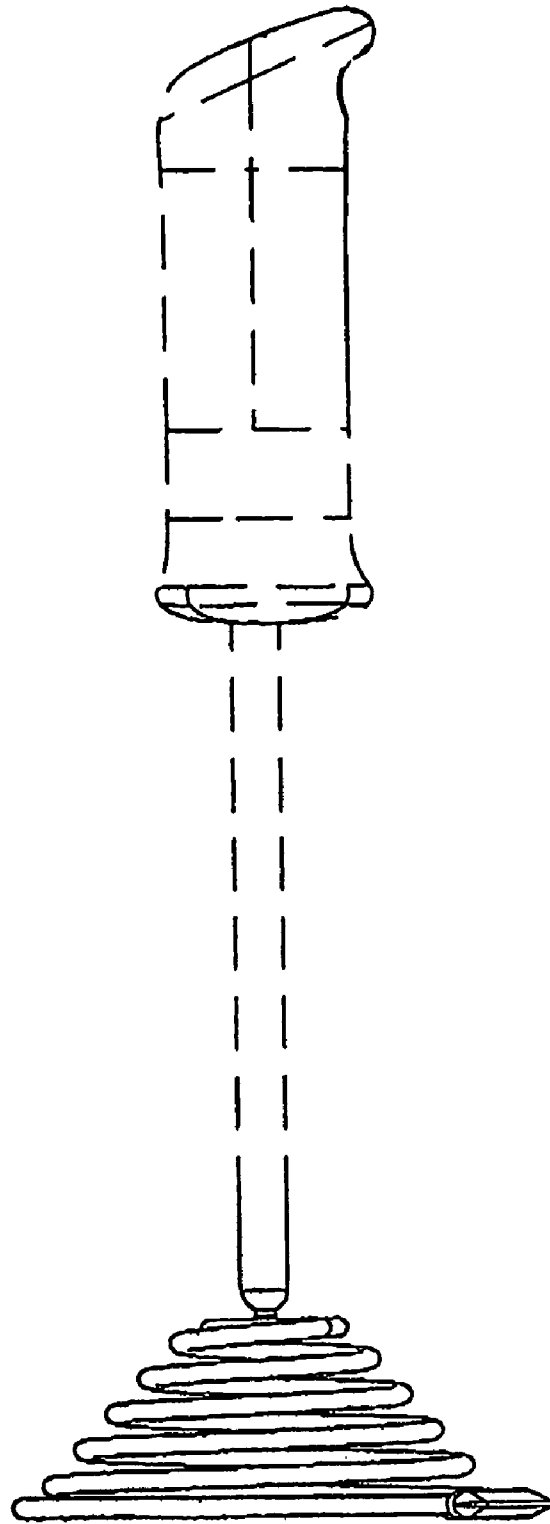


Fig. 3

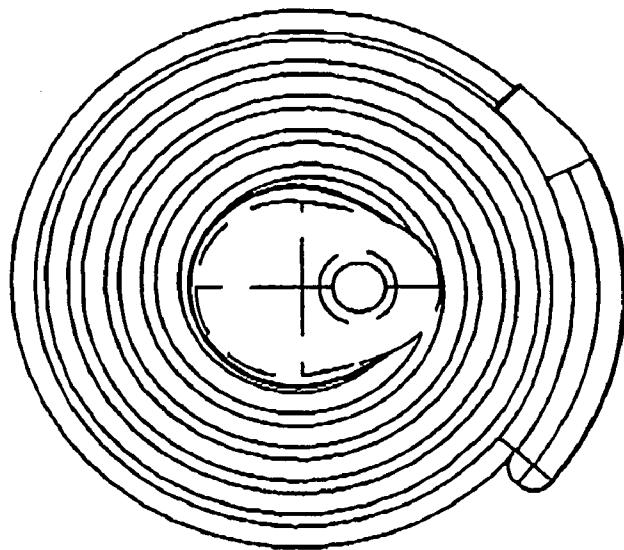


Fig. 4

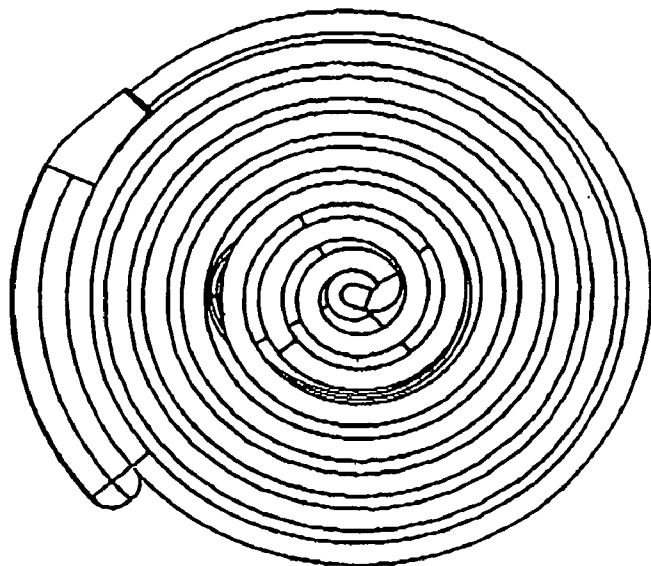


Fig. 5