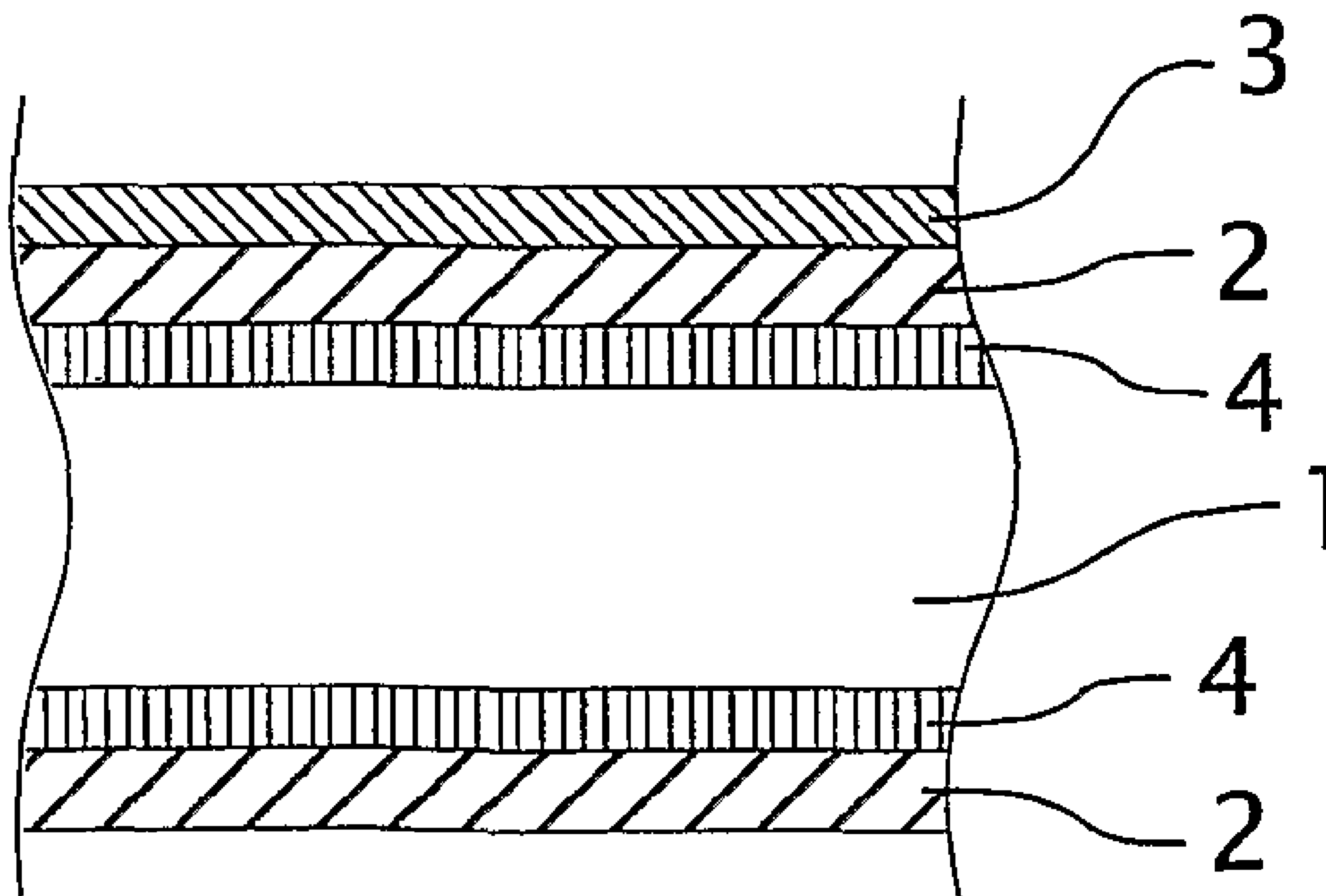




(86) Date de dépôt PCT/PCT Filing Date: 2001/07/25  
 (87) Date publication PCT/PCT Publication Date: 2002/01/31  
 (45) Date de délivrance/Issue Date: 2005/05/31  
 (85) Entrée phase nationale/National Entry: 2003/01/24  
 (86) N° demande PCT/PCT Application No.: EP 2001/008635  
 (87) N° publication PCT/PCT Publication No.: 2002/007928  
 (30) Priorité/Priority: 2000/07/26 (00202662.3) EP

(51) Cl.Int.<sup>7</sup>/Int.Cl.<sup>7</sup> B23K 35/28, B23K 35/02, B32B 15/01  
 (72) Inventeurs/Inventors:  
 WITTEBROOD, ADRIANUS JACOBUS, NL;  
 WIJENBERG, JACQUES HUBERT OLGA JOSEPH, NL  
 (73) Propriétaire/Owner:  
 CORUS ALUMINIUM WALZPRODUKTE GMBH, DE  
 (74) Agent: ROBIC

(54) Titre : PRODUIT DE BRASAGE NIQUELE EN FEUILLES  
 (54) Title: NICKEL-PLATED BRAZING SHEET PRODUCT



(57) **Abrégé/Abstract:**

The invention relates to a brazing sheet product comprising a core sheet made of an aluminium alloy, an aluminium clad layer cladding at least one of the surfaces of said core sheet, and a layer comprising nickel on the outersurface of one or both said clad layer or layers, and wherein the brazing sheet product is devoid of a layer comprising zinc or tin as a bonding layer between said outersurface of said aluminium clad layer or layers and said layer comprising nickel, and wherein the aluminium clad alloy layer comprises, in weight percent : Si 2 to 18, Mg up to 8.0, Zn up to 5.0, Cu up to 5.0, Mn up to 0.30, In up to 0.30, Fe up to 0.80, Sr up to 0.20, at least one element selected from the group consisting of: (Bi 0.01 to 1.0, Pb 0.01 to 1.0, Li 0.01 to 1.0, Sb 0.01 to 1.0). impurities each up to 0.05, total up to 0.20, balance aluminium.

## (12) INTERNATIONAL APPLICATION PUBLISHED UNDER THE PATENT COOPERATION TREATY (PCT)

(19) World Intellectual Property Organization  
International Bureau



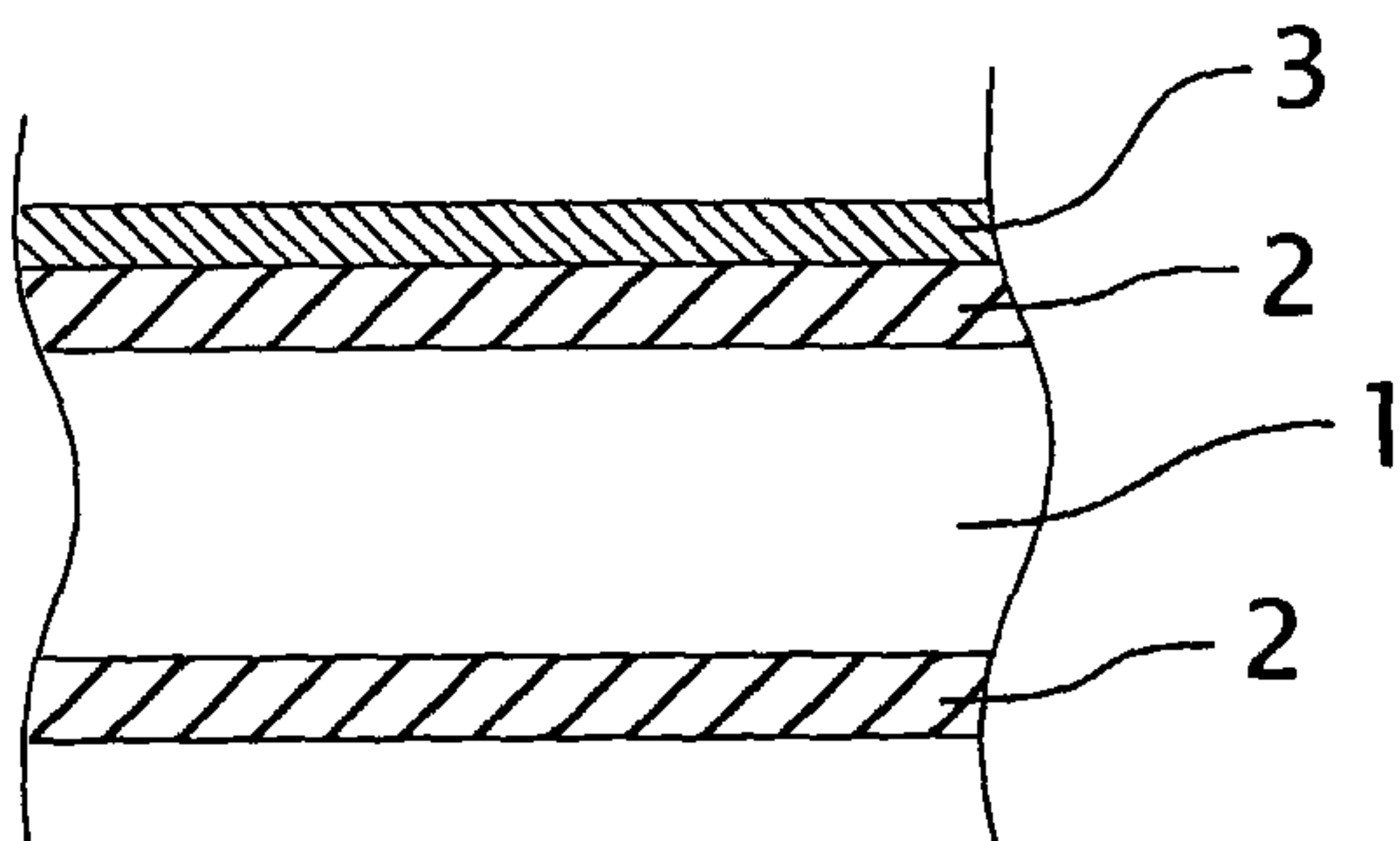
(43) International Publication Date  
31 January 2002 (31.01.2002)

PCT

(10) International Publication Number  
WO 02/07928 A1

- (51) International Patent Classification<sup>7</sup>: **B23K 35/28**, 35/02, B32B 15/01
- (21) International Application Number: PCT/EP01/08635
- (22) International Filing Date: 25 July 2001 (25.07.2001)
- (25) Filing Language: English
- (26) Publication Language: English
- (30) Priority Data:  
00202662.3 26 July 2000 (26.07.2000) EP
- (71) Applicant (for all designated States except US): **CORUS ALUMINIUM WALZPRODUKTE GMBH** [DE/DE]; Carl-Spaeter-Strasse 10, 56070 Koblenz (DE).
- (72) Inventors; and  
(75) Inventors/Applicants (for US only): **WITTEBROOD, Adrianus, Jacobus** [NL/NL]; Vederkruid 8, NL-1991 HB Velsbroek (NL). **WIJENBERG, Jacques, Hubert, Olga, Joseph** [NL/NL]; Bogortuin 135, NL-1019 PE Amsterdam (NL).
- (74) Agent: **HANSEN, Willem, Joseph, Maria**; Corus Technology B.V., P.O. Box 10000, NL-1970 CA Ijmuiden (NL).
- (81) Designated States (national): AE, AG, AL, AM, AT, AU, AZ, BA, BB, BG, BR, BY, BZ, CA, CH, CN, CO, CR, CU, CZ, DE, DK, DM, DZ, EE, ES, FI, GB, GD, GE, GH, GM, HR, HU, ID, IL, IN, IS, JP, KE, KG, KP, KR, KZ, LC, LK, LR, LS, LT, LU, LV, MA, MD, MG, MK, MN, MW, MX, MZ, NO, NZ, PL, PT, RO, RU, SD, SE, SG, SI, SK, SL, TJ, TM, TR, TT, TZ, UA, UG, US, UZ, VN, YU, ZA, ZW.
- (84) Designated States (regional): ARIPO patent (GH, GM, KE, LS, MW, MZ, SD, SL, SZ, TZ, UG, ZW), Eurasian patent (AM, AZ, BY, KG, KZ, MD, RU, TJ, TM), European patent (AT, BE, CH, CY, DE, DK, ES, FI, FR, GB, GR, IE, IT, LU, MC, NL, PT, SE, TR), OAPI patent (BF, BJ, CF, CG, CI, CM, GA, GN, GQ, GW, ML, MR, NE, SN, TD, TG).
- Published:**  
— with international search report  
— before the expiration of the time limit for amending the claims and to be republished in the event of receipt of amendments
- For two-letter codes and other abbreviations, refer to the "Guidance Notes on Codes and Abbreviations" appearing at the beginning of each regular issue of the PCT Gazette.*

(54) Title: NICKEL-PLATED BRAZING SHEET PRODUCT



(57) Abstract: The invention relates to a brazing sheet product comprising a core sheet made of an aluminium alloy, an aluminium clad layer cladding at least one of the surfaces of said core sheet, and a layer comprising nickel on the outersurface of one or both said clad layer or layers, and wherein the brazing sheet product is devoid of a layer comprising zinc or tin as a bonding layer between said outersurface of said aluminium clad layer or layers and said layer comprising nickel, and wherein the aluminium clad alloy layer comprises, in weight percent : Si 2 to 18, Mg up to 8.0, Zn up to 5.0, Cu up to 5.0, Mn up to 0.30, In up to 0.30, Fe up to 0.80, Sr up to 0.20, at least one element selected from the group consisting of: (Bi 0.01 to 1.0, Pb 0.01 to 1.0, Li 0.01 to 1.0, Sb 0.01 to 1.0). impurities each up to 0.05, total up to 0.20, balance aluminium.

WO 02/07928 A1

## NICKEL-PLATED BRAZING SHEET PRODUCT

### FIELD OF THE INVENTION

The invention relates to a brazing sheet product in which a layer comprising  
5 nickel is plated onto a surface of a clad layer made of an Al-Si alloy containing Si in  
the range of 2 to 18 weight %, and wherein the brazing sheet product is devoid of a  
layer comprising zinc or tin as a bonding layer between said outersurface of said  
aluminium clad layer or layers and said layer comprising nickel. The invention also  
relates to a brazed assembly comprising at least one component made of the brazing  
10 sheet product and to a method of manufacturing an assembly of brazed components.

### DESCRIPTION OF THE RELATED ART

For the purpose of this invention brazing sheet is to be understood as a core  
sheet, for example of aluminium or aluminium alloy, having on at least one side a  
brazeable aluminium alloy or filler material. Typical brazeable aluminium alloys  
15 useful as such a clad layer are the Aluminium Association (AA)4xxx-series alloys,  
typically having Si in the range of 2 to 18 weight %. The brazeable aluminium alloys  
may be coupled to the core alloy in various ways known in the art, for example by  
means of roll bonding, cladding, or semi-continuous or continuous casting, and  
thermal spraying.

20 Controlled Atmosphere Brazing ("CAB") and Vacuum Brazing ("VB") are  
the two main processes used for industrial scale aluminium brazing. Industrial  
vacuum brazing has been used since the 1950's, while CAB became popular in the  
early 1980's after the introduction of the NOCOLOK (trade mark) brazing flux.  
Vacuum brazing is an essentially discontinuous process and puts high demands on  
25 material cleanliness. The disruption of the oxide layer is mainly being caused by the  
evaporation of magnesium from the clad alloy. There is always more magnesium  
present in the clad alloy than necessary. The excess magnesium condenses on the  
cold spots in the furnace and has to be removed frequently. The capital investment for

suitable equipment is relatively high.

CAB requires an additional process step prior to brazing as compared to VB, since a brazing flux has to be applied prior to brazing. CAB is essentially a continuous process in which, if the proper brazing flux is being used, high volumes of brazed assemblies can be manufactured. The brazing flux dissolves the oxide layer at brazing temperature allowing the clad alloy to flow properly. When the Nocolok flux is used the surface needs to be cleaned thoroughly prior to flux application. To obtain good brazing results the brazing flux has to be applied on the total surface of the brazed assembly. This can cause difficulties with certain types of assemblies because of their design. For example, because evaporator type heat exchangers have a large internal surface, problems can arise because of poor access to the interior. For good brazing results the flux has to adhere to the aluminium surface before brazing. Unfortunately the brazing flux after drying can easily fall off due to small mechanical vibrations. During the brazing cycle, corrosive fumes such as HF are generated. This puts a high demand on the corrosion resistance of the materials applied for the furnace.

Ideally, a material should be available that can be used for CAB but does not have the requirements and defects of the brazing flux application. Such a material can be supplied to a manufacturer of brazed assemblies and is ready to use directly after shaping of the assembly parts. No additional brazing fluxing operations have to be carried out. Presently, only one process for flux-less brazing is used on an industrial scale. The material for this process can be for example standard brazing sheet made from an AA3xxx-series core alloy being clad on both sides with a cladding of an AA4xxx-series alloy. Before the brazing sheet can be used the surface has to be modified in such a way that the naturally occurring oxide layer does not interfere during the brazing cycle. The method of achieving good brazing is to deposit a specific amount of nickel on the surface of the clad alloy. If properly applied, the nickel reacts, presumably exothermically, with the underlying aluminium. The nickel

can be applied by using a shim of nickel between two parts to be joined or can be deposited by electroplating. When electroplating is used the adherence of the nickel should be sufficient to withstand typical shaping operations being used in for example heat exchanger manufacture.

5           The processes for nickel-plating of aluminium brazing sheet are known from each of US patent No. 3,970,237, US Patent No. 4,028,200, US Patent No. 4,388,159, US Patent No. 4,602,731, and SAE-paper no. 880446 by B.E. Cheadle and K.F. Dockus. According to these documents, nickel is deposited in combination with lead. Alternatively, cobalt is deposited in combination with lead. It is known in the art that  
10 instead of nickel, cobalt or combinations thereof, also iron may be used. The lead addition is used to improve the wettability of the clad alloy during the brazing cycle. An important characteristic of these plating processes is that the nickel or cobalt is preferentially deposited on the silicon particles of the aluminium clad alloy. To obtain sufficient nickel or cobalt for brazing on the surface, the aluminium clad alloy should  
15 contain a relatively large number of silicon particles to act as nuclei for the nickel deposition. It is believed that to obtain sufficient nucleation sites before plating a part of the aluminium in which the silicon particles are embedded should be removed by chemical and/or mechanical pre-treatment. This is believed a necessary condition to obtain a sufficient nickel and/or cobalt coverage to serve as nuclei for the wetting  
20 action of the filler alloy or aluminium clad alloy.

          However, the use of lead for the production of a suitable nickel or cobalt layer on brazing sheet has several disadvantages. The plating baths for electroplating are rather complex and due to the presence of lead comprising components such as salts thereof, these are much more environmentally unfriendly than plating baths  
25 having nickel or cobalt comprising components alone. The use of lead for manufacturing products, such as automotive products, is undesirable and it is envisaged that in the very near future there might possibly even be a ban on lead

comprising products or products manufactured via one or more processing steps comprising lead or lead components.

Some other disclosures of Ni-plating found in the prior art literature will be mentioned below.

5           General textbook by Wernick and Pinner, "The Surface Treatment and Finishing of Aluminium and its Alloys", 5th edition, Volume 2, pp.1023-1071. This textbook describes in general immersion processes for plating on aluminium.

FR-A-2,617,868 describes a method of manufacturing aluminium product with a brazeable surface coating of tin or a tin-bismuth alloy, wherein the product is provided with an intermediate layer. This intermediate layer is composed of a first layer of zinc and a second layer of nickel, which nickel has been deposited by electrolysis from a neutral electrolyte. Here, the underlying aluminium or aluminium alloy is not melted in the subsequent brazing process.

#### SUMMARY OF THE INVENTION

15           It is an object of the invention to provide a brazing sheet product having a core sheet and filler material, to be melted during brazing, said filler material comprising an aluminium clad layer of an Al-Si alloy and a nickel layer on the aluminium clad layer, in which there is no further need for the addition of lead to the layer comprising nickel while maintaining good brazeability of the brazing sheet product into an assembly.

It is an object of the invention to provide a nickel-plated brazing sheet product which can be used in a vacuum brazing process as well as in an controlled atmosphere brazing process in the absence of a brazing-flux, but ideally suitable for CAB process in the absence of a brazing-flux.

25           It is another object of the invention to provide a method of manufacturing an assembly of brazed components using the brazing sheet product of this invention.

In accordance with the invention in one aspect there is brazing sheet product

comprising a core sheet (1) made of an aluminium alloy, an aluminium clad layer (2) cladding on at least one of the surfaces of said core sheet, and a layer (3) having a thickness of not more than  $2.0\mu\text{m}$  comprising nickel on the outersurface of one or both said clad layer or layers (2), and wherein the brazing sheet product is devoid of a layer comprising zinc or tin as a bonding layer between said outersurface of said aluminium clad layer or layers (2) and said layer comprising nickel (3), characterised in that the aluminium clad alloy layer comprises, in weight percent: Si 2 to 18, Mg up to 8.0, Zn up to 5.0, Cu up to 5.0, Mn up to 0.30, In up to 0.30, Fe up to 0.80, Sr up to 0.20, at least one  
10 element selected from the group consisting of : (Bi 0.01 to 1.0, Pb 0.01 to 1.0, Li 0.01 to 1.0, Sb 0.01 to 1.0) (preferably the magnesium level in the clad layer does not exceed 2.0%, i.e., Mg is 0.2 to 2.0, when it is present essentially only to promote the wetting action of the brazing alloy), other elements/impurities each up to 0.05, total up to 0.20, balance aluminium.

The invention is based on the insight that the aluminium clad layer may comprise one or more elements selected from the group consisting of bismuth, lead, lithium and antimony, each in a range of 0.01 to 1.0%, and the combination of two or  
20 more elements does preferably not exceed 1.0%, and that magnesium may be present in a range of 0.2 to 2.0%. The combination of magnesium with one or more other elements from this group does preferably not exceed 2.5%. Hence, magnesium may be present in the aluminium clad layer up to 8.0%, preferred ranges have been set out below, to enhance amongst others the mechanical properties of the aluminium clad layer, whereas it has also been found that magnesium in a range of 0.2 to 2.0% may also act in a similar way as elements selected from the group bismuth, lead, lithium and antimony. Preferably the magnesium level in the clad layer does not exceed 2.0%  
30 when it is present essentially only to promote the wetting action of the brazing alloy in combination with the preferably lead-free nickel layer. Further alloying elements may

be added to improve specific properties of the aluminium alloy clad layer. In US Patent No. 3,970,237 it is mentioned that the clad layer is preferably electroplated with a layer of nickel, nickel-lead, cobalt, cobalt-lead or combinations thereof. The brazing sheet product obtained is suitable for flux-less brazing under controlled atmosphere conditions. The addition of lead is believed to improve the wettability during brazing. However, in accordance with the invention it has been found surprisingly that the nickel and/or cobalt layer itself, and which is preferably applied by electroplating, does not need to comprise the lead as a mandatory alloying addition. Surprisingly it has been found that an equal or even better results can be obtained if one or more elements of the group Bi, Pb, Li and Sb and Mg is being added in the given ranges to the aluminium clad layer itself. Adding one or more of these alloying elements to the clad layer has the advantage that the composition of the plating bath becomes less complex, which is a major achievement in itself, whereas the alloying element addition to the cladding is very simple when manufacturing the clad layer. Also the use of environmentally unfriendly lead components, such as lead-based salts, has been overcome. As a result the nickel layer applied may essentially consist of nickel and unavoidable impurities. From an operational point of view bismuth is the most preferred alloying element to the aluminium clad layer. Furthermore, it has been found that the element bismuth is the most preferred alloying element to promote wetting, and consequently less of this element is required to achieve a similar effect as with lead addition in the nickel and/or cobalt layer. Although, lead as alloying element in the clad layer in the given range results in the desired effect, the addition of this element is preferably avoided since it forms from an environmentally point of view an undesirable element.

Some prior art literature which describe one or more of the elements from

this group, however in a different context, are:-

US Patent No. 5,422,191 discloses a brazing sheet composite comprising a lithium-containing filler alloy cladding on the aluminium-silicon core material. The lithium is within the range of 0.01 to 0.30%, and the magnesium is not exceeding 0.05%. The brazing sheet composite can be used by either a vacuum brazing process or a controlled atmosphere brazing process. In the event the filler alloy is employed in the CAB process, a brazing-flux is being used, for example the well-known NOCOLOK (trade name). Furthermore, the use of a layer comprising nickel has not been mentioned.

US Patent No. 5,069,980 discloses a clad aluminium alloy for vacuum brazing. The cladding material is to be used on both sides of a core sheet. It contains 6-14% silicon, 0-0.6% magnesium, balance aluminium and additionally, at least one of the following elements may also be incorporated in the cladding alloy for the improvement of its corrosion resistance: Pb, Sn, Ni, Cu, Zn, Be, Li and Ge. The role of these additives in the clad alloy are equated as far as their corrosion-resistance improving effect is concerned.

US Patent No. 4,721,653 discloses a brazing sheet product having a core sheet on one or both of its surfaces a brazing alloy consisting essentially of 11-13 wt.% silicon, 1.0-2.0 wt.% Mg, and the balance aluminium. This magnesium containing clad layer is used in a vacuum brazing process only, and the use of a layer comprising nickel has not been mentioned.

French application no. FR-2354171 discloses an aluminium brazing sheet product having a clad layer comprising, in weight percent, 7-14% silicon, 0.02-2% magnesium, 0.05-0.3% lead, max. 0.6% iron, max. 0.3% Mn, balance aluminium and impurities. This magnesium containing clad layer is used in a vacuum brazing process

only, and the use of a layer comprising nickel has not been mentioned.

European application no. EP-0227261 discloses a core alloy for application in a brazing sheet product. The brazing sheet product is to be used in a vacuum brazing process. The aluminium core alloy contains vanadium in the range of 0.02 to 5 0.4% by weight for improving the corrosion-resistance of the alloy.

The layer comprising nickel is preferably an electroplated layer. Preferably in the brazing sheet product the layer comprising nickel has a thickness up to 2.0 $\mu$ m, preferably up to 1.0 $\mu$ m, and more preferably up to 0.5 $\mu$ m. A coating thickness of greater than 2.0 $\mu$ m requires a prolonged treatment time for plating, and may result in 10 wrinkling of the molten filler material during brazing. A preferred minimum thickness for this Ni-containing layer is 0.3 $\mu$ m. Preferably the layer comprising nickel is essentially lead-free, and more preferably also bismuth-free. However, other techniques such as roll bonding, electroless plating, thermal spraying, Chemical Vapour Deposition and Physical Vapour Deposition or other techniques for depositing 15 of metals or metal alloys from a gas or vapour phase may be used.

In an embodiment of the brazing sheet product each aluminium clad layer has a thickness ranging from about 2 to 20% of the total thickness of the total brazing sheet product thickness.

In a preferred embodiment of the brazing sheet product according to the 20 invention the bismuth addition in the aluminium clad layer has an upper limit of 0.5%. A suitable lower limit for the bismuth addition is 0.01% and more preferably 0.05%.

In an embodiment of the brazing sheet product according to the invention the lithium addition in the aluminium clad layer has an upper limit of 0.5%. A suitable range for the lithium addition is 0.01-0.3%.

25 In an embodiment of the brazing sheet product according to the invention the antimony addition in the aluminium clad layer has an upper limit of 0.5%. A suitable

range for the antimony addition is 0.01-0.3%.

In an embodiment the aluminium clad layer comprises, in weight percent, Si in the range of 2 to 18 %, and preferably 7 to 18%, as alloying element and further magnesium in the range of up to 8.0%, and preferably up to 5.0%. Preferably the  
5 magnesium is in the range of 0.2 to 5.0%, and more preferably 0.5 to 2.5%. Further alloying elements may be added in suitable ranges. It has been found that in use of the brazing sheet product in a brazing cycle the presence of magnesium in the aluminium clad layer has no detrimental effects during brazing. This is a major improvement over known Ni-plated brazing sheet products. It allows for the design of clad layers which  
10 may contribute to the strength of the total brazing sheet product or alternatively the brazing sheet products having thinner clad layers. Furthermore, it allows that Mg-containing brazing sheet may be applied in both Vacuum Brazing and flux-less Controlled Atmosphere Brazing. The latter possibility has many economical and technical advantages. In addition it has been found that due to the addition of both  
15 bismuth and magnesium as alloying elements overcomes the need for the addition of wetting or bonding promoting alloying elements to the sequentially applied nickel layer. The brazing sheet product according to the invention may readily be used in the existing industrial brazing lines.

In another embodiment the aluminium clad layer comprises, in weight  
20 percent, Si in the range of 2 to 18 %, and preferably 7 to 18%, as alloying element and further zinc in the range of up to 5.0%. Preferably the zinc is in the range of 0.5 to 3%. Further alloying elements may be added such as, but not limited to, Mg, In and Cu in suitable ranges. In accordance with the invention it has been found that when this brazing sheet product is used the presence of zinc in the cladding has no  
25 detrimental effects during brazing. This is considered a major improvement over known brazing sheet products. It allows for the design of a cladding which may contribute to the strength of the total brazing sheet product. Furthermore, the brazing

sheet product wherein the cladding contains zinc as a deliberate alloying element may be applied in both Vacuum Brazing and flux-less Controlled Atmosphere Brazing, both processes being used on an industrial scale.

In another embodiment the aluminium clad layer comprises, in weight percent, Si in the range of 2 to 18 %, and preferably 7 to 18%, as alloying element and further copper in the range of up to 5.0%. Preferably the copper is in the range of 3.2 to 4.5%. Further alloying elements may be added such as, but not limited to, Mg, In and Zn in suitable ranges. In accordance with the invention it has been found that when this brazing sheet product is used in a brazing cycle the presence of copper in the cladding has no detrimental effects during brazing. This is a major improvement over known brazing sheet products. It allows for the design of an aluminium cladding layer which may contribute to the strength of the total brazing sheet product. Further, the brazing sheet product wherein the aluminium cladding contains copper as a deliberate alloying element may be applied in both Vacuum Brazing and flux-less Controlled Atmosphere Brazing, both processing being used on an industrial scale.

In all embodiments of the aluminium clad layer indium in a range of up to 0.30% may be present as an alloying element to reach a more electronegative corrosion potential of the clad alloy as compared to the aluminium core alloy. Indium has been found to be much more effective in reducing the corrosion potential of the alloy as compared to zinc additions. Typically 0.1% In is as effective as 2.5% Zn.

In all embodiments of the aluminium clad layer manganese may be present in the aluminium clad layer as an impurity element in a range of up to 0.30%, and is preferably present only up to 0.10% and more preferably up to 0.05%.

In all embodiments of the aluminium clad layer iron may be present in the clad layer as a typical impurity element in aluminium alloys in a range of up to 0.8%, and preferably in a range of up to 0.4%.

In all embodiments of the aluminium clad layer strontium in a range of up to

0.20% may be added to modify the silicon present in the aluminium clad layer during the solidification when casting the aluminium clad alloy and during brazing. A more preferred maximum for the strontium addition is up to 0.05%.

In an embodiment of the brazing sheet product according to the invention,  
5 the core sheet is an aluminium alloy comprising magnesium in a range of up to 8.0%. In a preferred embodiment magnesium is in a range of 0.5 to 5.0%. Further alloying elements may be added in suitable ranges. It has been found that when the brazing sheet product of the invention is used, the presence of magnesium in the clad layer has no detrimental effects during brazing. This is considered a major improvement over  
10 the known Ni-plated brazing sheets. The diffusion of Mg from the core to the cladding during the manufacturing of the brazing sheet product itself and its application in a subsequent brazing process, appears to have no detrimental effects on the brazeability of the brazing sheet product in accordance with the invention. This allows for the design of high strength brazing sheet products having an aluminium core sheet having  
15 magnesium in the given range as an important strengthening element. The brazing sheet product may be applied in both Vacuum Brazing and flux-less Controlled Atmosphere Brazing, both processes being used extensively on an industrial scale.

In the brazing sheet product according to the invention the core sheet may be coupled to the aluminium clad layer via one or more intermediate layer or layers. The  
20 benefits of having such an intermediate layer or interlayer have been described in for example US Patent No. 2,821,014.

The invention further provides a brazed assembly comprising at least one component made of the brazing sheet product produced in accordance with the  
25 invention described above.

In a further aspect of the invention there is provided in a method of manufacturing a brazed assembly using one or more brazing sheet products in

accordance with the invention, comprising the sequential process steps of:-

- (a) shaping parts of which at least one is made from the brazing sheet product of the invention as set out above;
- (b) assembling the parts into an assembly;
- 5 (c) brazing the assembly under a vacuum or in an inert atmosphere in the absence of a brazing-flux at elevated temperature for a period long enough for melting and spreading of the filler alloy, whereby the filler alloy is formed by at least the aluminium clad alloy (2) according to the invention and the Ni layer (3);
- 10 (d) cooling the brazed assembly. The cooling rate may be in the range of typical brazing furnace cooling rates. Typical cooling rates are cooling rates of at least 10°C/min or more, typically 40°C/min or more.

In dependence on the aluminium alloy of the core sheet the process may further include the further processing step (e) of ageing of the brazed and cooled assembly in order to optimise the mechanical and/or corrosion properties of the resultant assembly. The use of the brazing sheet product in accordance with the invention has been found to result in a lower brazing temperature by about 10°C. This reduced brazing temperature allows for a significant reduction of the industrial scale processing time for a whole brazing cycle, typically a time reduction of 20% or more has been found.

20 In a further aspect of the invention there is provided in a method of use of the aluminium clad alloy, set out above and set forth elsewhere in the present specification, in a brazing sheet product.

In a further aspect of the invention there is provided in a method of use of the aluminium clad alloy, set out above and set forth elsewhere in the present specification, in a brazing sheet product in a method of manufacturing a brazed assembly in an inert atmosphere brazing (CAB) process in the absence of a brazing-flux.

## BRIEF DESCRIPTION OF THE DRAWINGS

The invention will now be illustrated by several non-limitative examples, and with reference to the drawings, wherein:-

Fig. 1 is a schematic longitudinal section showing the structure of the brazing sheet product according to the state of the art;

Fig. 2 is a schematic longitudinal section showing the structure of the brazing sheet product according to the invention;

Fig. 3 is a schematic longitudinal section showing the structure of the brazing sheet product according to the invention;

## DESCRIPTION OF PREFERRED EMBODIMENTS

Fig. 1 shows schematically brazing sheet in accordance with the prior art as would be obtained by the process in accordance with for example US Patent No. 3,970,237. The brazing sheet product consists of a core sheet 1 on one or both sides clad with an aluminium clad layer 5 comprising an Al-Si-alloy. On top of the clad layer 5 a thin nickel-lead layer 3 is applied by means of electroplating.

Fig. 2 shows schematically brazing sheet in accordance with the present invention in which between the clad layer 2 comprising an Al-Si-Bi alloy and the Ni-layer 3, the advantages of which are set out above. In Fig. 2 the layer 3 has been shown on only one side of the brazing sheet, but it will be immediately apparent to the skilled person that they may also be applied on both sides of the brazing sheet product. The composition of the various layers and their advantages have been set out above.

Fig. 3 shows schematically a further brazing sheet in accordance with the present invention which has the layers of Fig. 2 and a further intermediate layer 4 between the core sheet 1 and the aluminium clad layer 2 on both sides. In Fig. 3 the layer 3 has been shown on only one side of the brazing sheet product, but it will be immediately apparent to the skilled person that they may also be applied on both sides

of the brazing sheet product. In addition the intermediate layer 4 may also be applied on one side of the brazing sheet product. The possible compositions of the various layers and their advantages have been set out above.

#### EXAMPLE

5 On a laboratory scale of testing aluminium brazing sheet products manufactured from an Aluminium Association (AA)3003 core alloy clad on one side by means of roll-bonding with AA4000-series aluminium clad alloys of four different compositions (see Table 1), and having a total thickness of 0.5 mm, and a clad layer thickness of about 50µm, were treated as set out in Table 2.

10 The treatment consisted of the following sequential process steps:-

- cleaning by immersion for 180 sec. in ChemTec 30014 (a commercial available degreaser and alkaline etch cleaner), followed by rinsing;
- alkaline etching for 20 sec. in ChemTec 30203 (a commercial available alkaline etch cleaner) at ambient temperature, followed by rinsing;
- 15 - optionally desmutting for 4 sec. in an acidic oxidizing bath, typically 25-50 vol% nitric acid, comprising ChemTec 11093 (a commercial available pickle activator) at ambient temperature, followed by rinsing;
- nickel electroplating, and rinsing.

For the nickel electroplating a basic bath without any lead or bismuth has  
20 been used, indicated as "L-" in Table 2. The lead- and bismuth-free basic bath comprised 50 g/l nickel sulphate, 50 g/l nickel chloride, 30 g/l sodium citrate, and 75 ml/l ammonium hydroxide (30%). The plating conditions at 26°C were such that a plating time of 50 sec. resulted in a nickel plated layer of 0.5µm thickness using a current density of 3 A/dm<sup>2</sup>.

25 The brazeability has been assessed as follows. On a laboratory scale of

testing the brazing tests were carried out in a small quartz furnace. Small coupons of 25 mm x 25 mm were cut from the nickel-plated sheets. A small strip of an AA3003 alloy measuring 30 mm x 7 mm x 1 mm was bent in the centre to an angle of 45° and laid on the coupons. The strip on the coupon samples were heated under flowing  
5 nitrogen, with heating in about 10 minutes from room temperature to 580°C, dwell time at 580°C for 1 minute, cooling from 580°C to room temperature. The brazing process was judged on possible formation of wrinkles, capillary depression and fillet formation. An overall assessment was given where: (-) = poor brazeability, (-/±) = fair brazeability, (±) = good brazeability, and (+) = excellent brazeability. The results  
10 obtained are summarised in Table 2.

The results of clad layer no. 2 demonstrate that adding Bi to the cladding results in an excellent brazeability. Consequently, the addition of lead and/or bismuth directly to the nickel layer can be omitted in accordance with the invention. The results of clad layer no. 3 demonstrate that adding Bi to the aluminium cladding in  
15 combination with magnesium still results in an excellent brazeability. The results of clad layer no. 4 demonstrate that adding Bi to the aluminium cladding in combination with zinc still results in an excellent brazeability. Whereas if there is neither bismuth nor lead present in the clad layer nor lead present in the nickel layer results in a poor brazeability (see clad alloy no.1).

Table 1. Composition of the clad alloy, in weight %, balance Al and inevitable impurities.

<b>Alloy</b>	<b>Si</b>	<b>Fe</b>	<b>Cu</b>	<b>Mn</b>	<b>Mg</b>	<b>Zn</b>	<b>Ti</b>	<b>Bi</b>
<b>1</b>	10.0	0.3	<0.01	<0.02	<0.02	<0.02	0.003	-
<b>2</b>	9.9	0.2	<0.01	<0.02	<0.02	<0.02	0.003	0.09
<b>3</b>	9.6	0.25	<0.01	<0.02	1.35	<0.02	0.003	0.13
<b>4</b>	7.6	0.35	<0.01	<0.02	<0.02	1.02	0.003	0.11

Table 2. Pretreatment applied and testing results.

<b>Clad alloy no.</b>	<b>Clean.</b>	<b>Etching</b>	<b>Desmut.</b>	<b>Ni-plating</b>	<b>Braze-ability</b>
1	yes	yes	yes	L-	-
1	yes	yes	no	L-	-
2 / 3 / 4	yes	yes	yes	L-	+

5

Having now fully described the invention, it will be apparent to one of ordinary skill in the art that many changes and modifications can be made without departing from the spirit or scope of the invention as herein described.

**CLAIMS**

1. Brazing sheet product comprising a core sheet (1) made of an aluminium alloy,  
an aluminium clad layer (2) cladding on at least one of the surfaces of said core  
sheet, and a layer (3) comprising nickel on the outersurface of one or both said  
5 clad layer or layers (2), and wherein the brazing sheet product is devoid of a  
layer comprising zinc or tin as a bonding layer between said outersurface of said  
aluminium clad layer or layers (2) and said layer comprising nickel (3),  
characterised in that the aluminium clad alloy layer comprises, in weight  
10 percent:-

Si 2 to 18

Mg up to 8.0

Zn up to 5.0

Cu up to 5.0

15 Mn up to 0.30

In up to 0.30

Fe up to 0.80

Sr up to 0.20

at least one element selected from the group consisting of:-

20 Bi 0.01 to 1.0

Pb 0.01 to 1.0

Li 0.01 to 1.0

Sb 0.01 to 1.0

impurities each up to 0.05, total up to 0.20

25 balance aluminium; and

the layer comprising nickel has a thickness of not more than 2.0  $\mu\text{m}$ .

2. Brazing sheet product according to claim 1, wherein said layer (3) comprising nickel is essentially lead-free.
- 5 3. Brazing sheet product according to claims 1 or 2, wherein said layer (3) comprising nickel is essentially bismuth-free.
4. Brazing sheet product according to any one of claims 1 to 3, wherein said layer (3) comprising nickel has a thickness of not more than 1.0  $\mu\text{m}$ .
- 10
5. Brazing sheet product according to any one of claims 1 to 4, wherein said aluminium clad layer (2) contains by weight Mg in an amount in the range of 0.2 to 5.0%.
- 15
6. Brazing sheet product according to any one of claims 1 to 4, wherein said aluminium clad layer (2) contains by weight Mg in an amount in the range of 0.2 to 2.0%.
- 20 7. Brazing sheet product according to any one of claims 1 to 6, wherein said aluminium clad layer (2) contains by weight Zn in an amount in the range of 0.5 to 3.0%.
8. Brazing sheet product according to any one of claims 1 to 7, wherein said  
25 aluminium clad layer (2) contains by weight Bi in an amount in the range of

0.01 to 0.5%.

9. Brazing sheet product according to any one of claims 1 to 8, wherein the total of Bi, Pb, Li and Sb contained by said aluminium clad layer (2) is by weight an amount in the range of equal to or less than 1.0%.
10. Brazing sheet product according to any one of claims 1 to 9, wherein said core sheet (1) is coupled to said aluminium alloy clad layer (2) via an intermediate layer (4).
11. Brazing sheet product according to any one of claims 1 to 10, wherein said core sheet (1) is an aluminium alloy comprising magnesium in an amount in the range of up to 8.0%.
12. An assembly of components joined by brazing, at least one said components being a brazing sheet product according to any one of claims 1 to 11.
13. Method of manufacturing an assembly of brazed components, comprising the sequential process steps of:-
- (a) forming said components of which at least one is made from brazing sheet product according to any one of claims 1 to 11;
  - (b) assembling the components into an assembly;
  - (c) brazing the assembly under a vacuum or in an inert atmosphere in the absence of a brazing-flux at elevated temperature for a period long enough for melting and spreading of the clad layer;

20

(d) cooling the brazed assembly.

14. Method of use of an aluminium clad alloy in brazing sheet according to any one of claims 1 to 11.

5

15. Method of use of an aluminium clad alloy according to any one of claims 1 to 11 in an inert atmosphere brazing process in the absence of a brazing-flux.

1/1

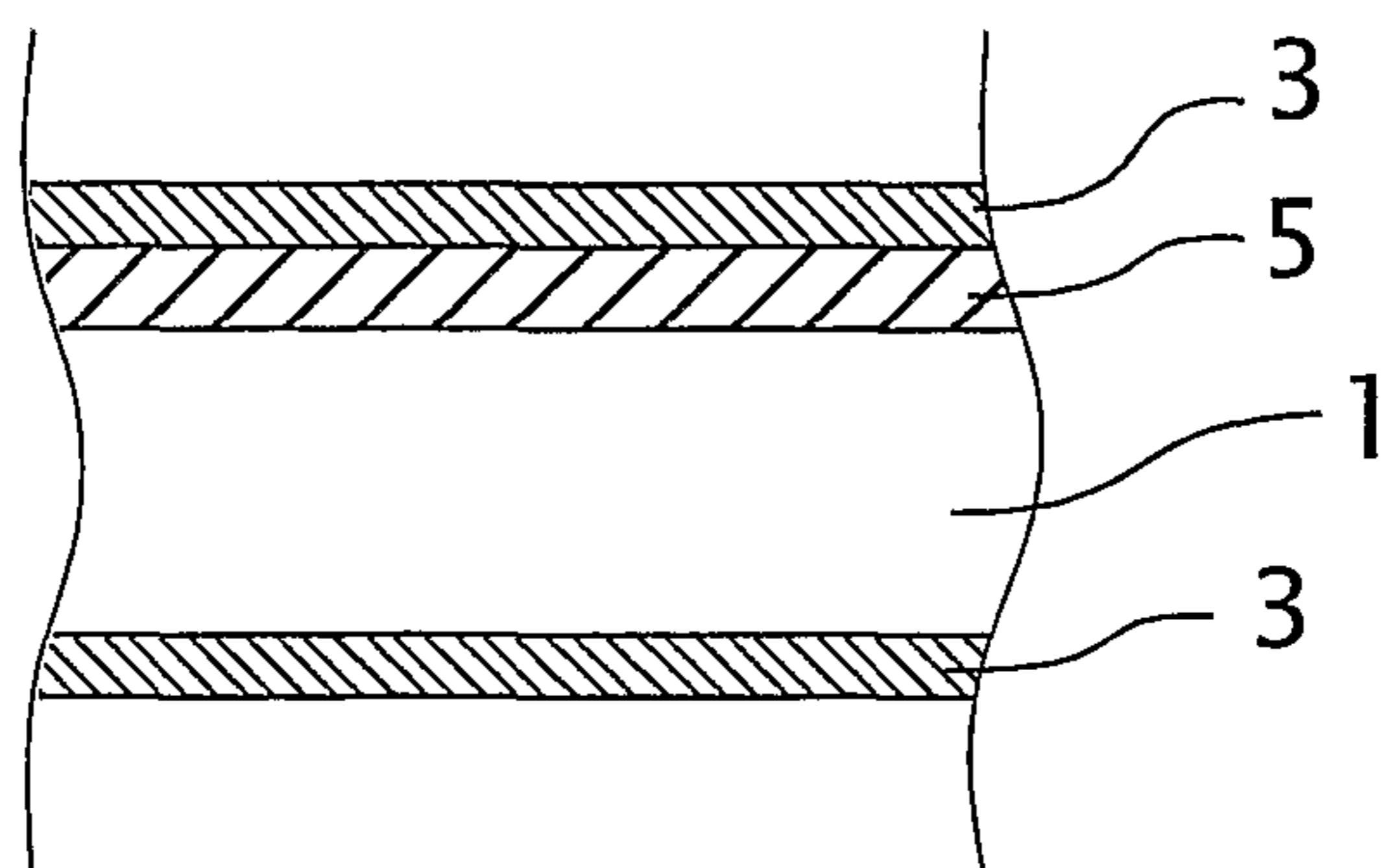


Fig. 1

(Prior art)

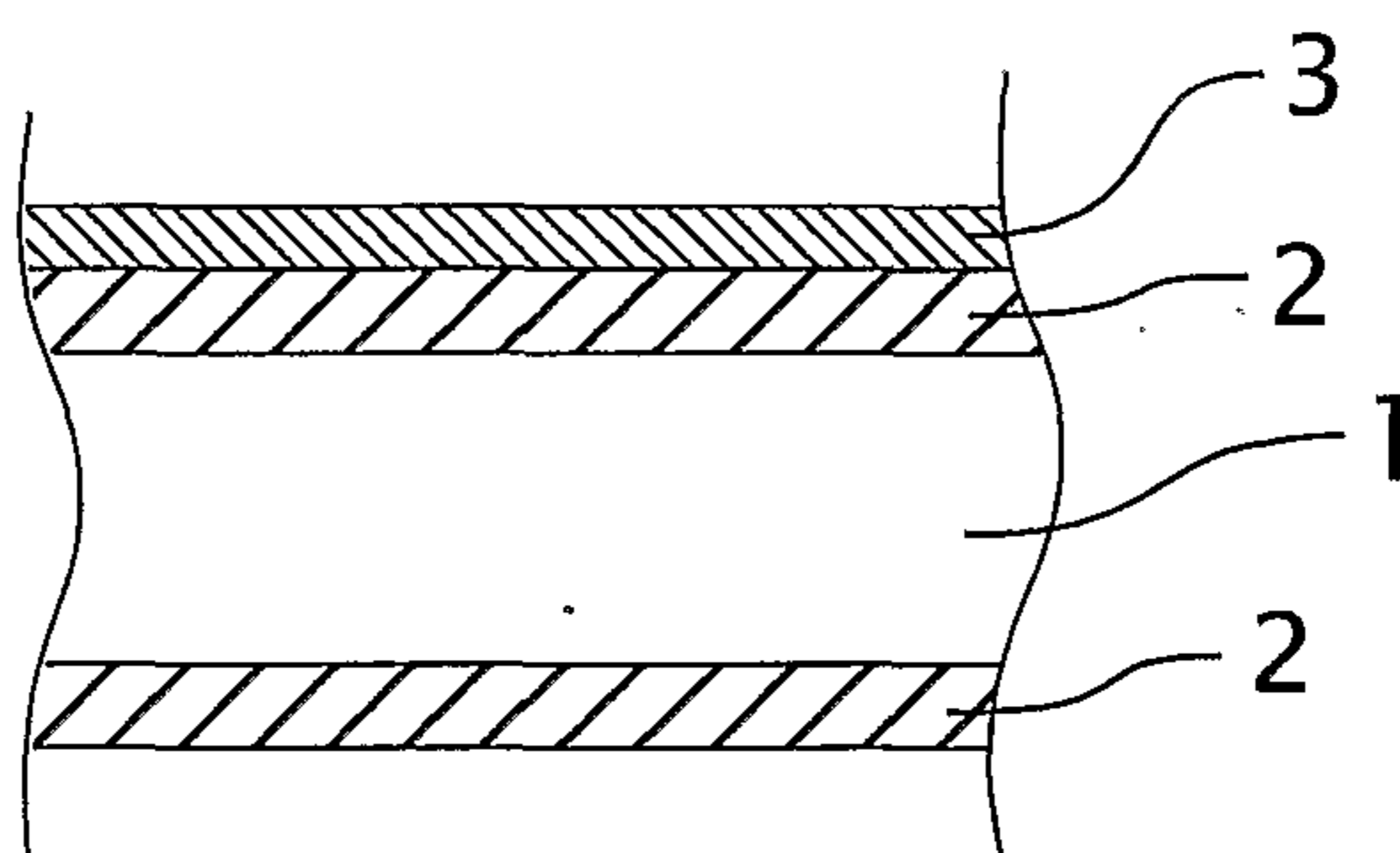


Fig. 2

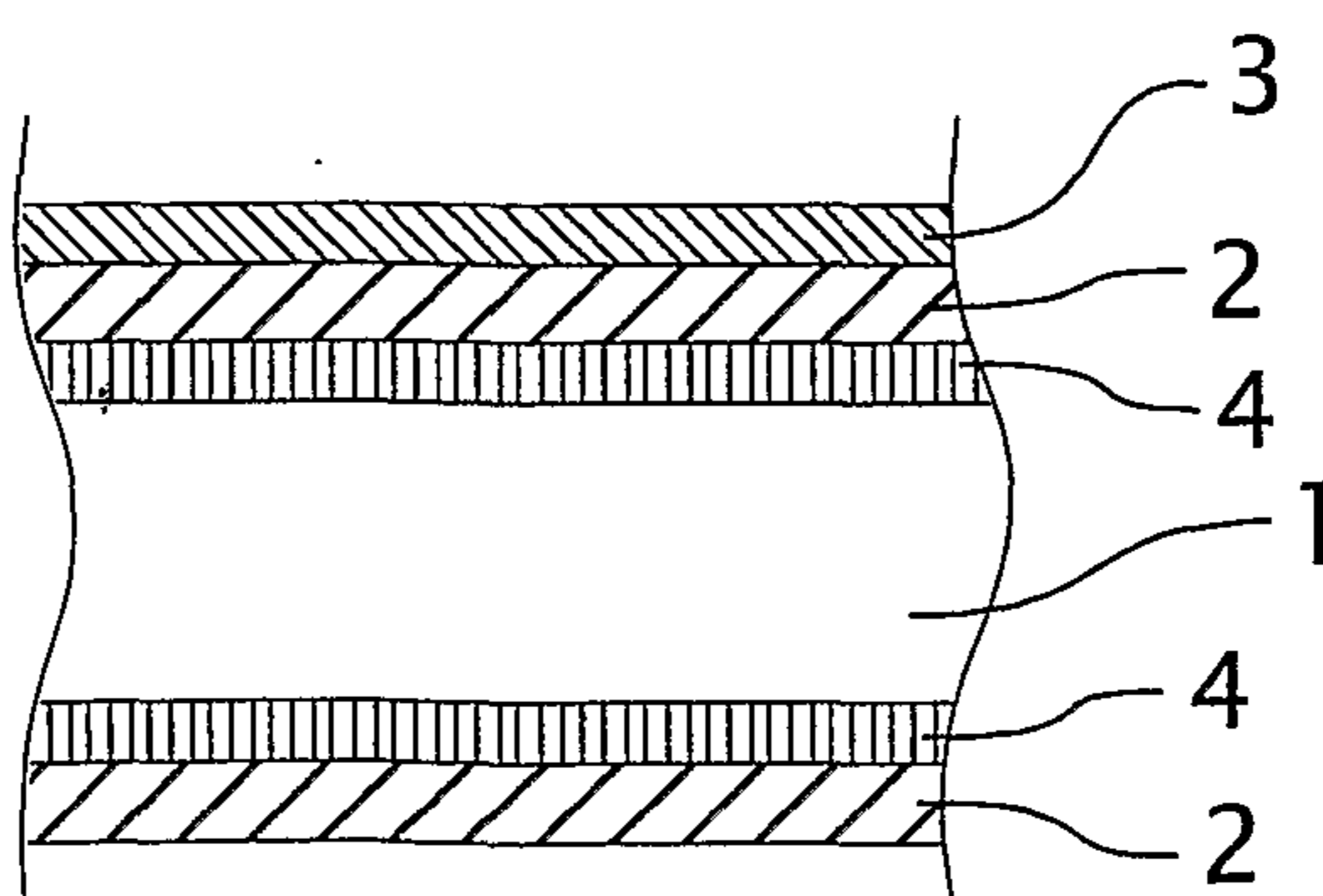


Fig. 3

