



## INTERNATIONAL APPLICATION PUBLISHED UNDER THE PATENT COOPERATION TREATY (PCT)

<b>(51) International Patent Classification <sup>5</sup> :</b> <b>C07H 17/00, A61K 31/70</b> <b>C07D 495/04, 333/72, 335/12</b> <b>C07C 47/575, 313/08</b> <b>// (C07D 495/00, 335:00, 333:00)</b>	<b>A2</b>	<b>(11) International Publication Number:</b> <b>WO 92/15601</b>  <b>(43) International Publication Date:</b> 17 September 1992 (17.09.92)
<b>(21) International Application Number:</b> PCT/CA92/00064 <b>(22) International Filing Date:</b> 14 February 1992 (14.02.92) <b>(30) Priority data:</b> 661,376                      28 February 1991 (28.02.91)    US 751,092                      28 August 1991 (28.08.91)    US <b>(60) Parent Applications or Grants</b> (63) Related by Continuation US    661,376 (CON) Filed on                                      28 February 1991 (28.02.91) US    751,092 (CON) Filed on                                      28 August 1991 (28.08.91) <b>(71) Applicant (for US only):</b> BELLEAU, Pierette (heiress of the deceased inventor) [CA/CA]; 431 Victoria Avenue, Westmount, Quebec H3Y 2R3 (CA). <b>(71) Applicant (for all designated States except US):</b> BIOCHEM PHARMA, INC. [CA/CA]; 2550 Daniel-Johnson Boulevard, Suite 600, Laval, Quebec H7T 2L1 (CA).		<b>(72) Inventor; and</b> <b>(75) Inventor/Applicant (for US only) :</b> ATTARDO, Giorgio, G. [CA/CA]; 8924 de l'Aiglon Street, St. Leonard, Quebec H1R 3M9 (CA). <b>(72) Inventor:</b> BELLEAU, Bernard (deceased). <b>(74) Agents:</b> WHEELER, Michael, E. et al.; Smart & Biggar, 900-55 Metcalfe Street, P.O. Box 2999, Station D, Ottawa, Ontario K1P 5Y6 (CA). <b>(81) Designated States:</b> AT, AT (European patent), AU, BB, BE (European patent), BF (OAPI patent), BG, BJ (OAPI patent), BR, CA, CF (OAPI patent), CG (OAPI patent), CH, CH (European patent), CI (OAPI patent), CM (OAPI patent), CS, DE, DE (European patent), DK, DK (European patent), ES, ES (European patent), FI, FR (European patent), GA (OAPI patent), GB, GB (European patent), GN (OAPI patent), GR (European patent), HU, IT (European patent), JP, KP, KR, LK, LU, LU (European patent), MC (European patent), MG, ML (OAPI patent), MN, MR (OAPI patent), MW, NL, NL (European patent), NO, PL, RO, RU, SD, SE, SE (European patent), SN (OAPI patent), TD (OAPI patent), TG (OAPI patent), US.  <b>Published</b> <i>Without international search report and to be republished upon receipt of that report.</i>
<b>(54) Title:</b> HETEROANTHRACYCLINE ANTITUMOR ANALOGS  <b>(57) Abstract</b>  Heterocyclic antitumor compounds are described, which are useful in the treatment of cancer and tumors, such as breast cancer, leukemia, lung cancer, colon cancer, ovarian cancer, renal cancer, CNS cancer and melanoma. Pharmaceutical compositions and method of preparing the compounds are also described.		

**FOR THE PURPOSES OF INFORMATION ONLY**

Codes used to identify States party to the PCT on the front pages of pamphlets publishing international applications under the PCT.

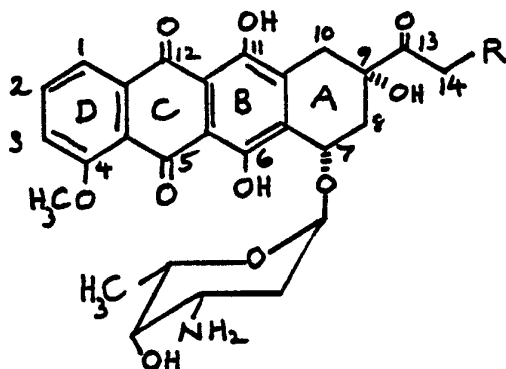
AT	Austria	FI	Finland	ML	Mali
AU	Australia	FR	France	MN	Mongolia
BB	Barbados	GA	Gabon	MR	Mauritania
BE	Belgium	GB	United Kingdom	MW	Malawi
BF	Burkina Faso	GN	Guinea	NL	Netherlands
BG	Bulgaria	GR	Greece	NO	Norway
BJ	Benin	HU	Hungary	PL	Poland
BR	Brazil	IE	Ireland	RO	Romania
CA	Canada	IT	Italy	RU	Russian Federation
CF	Central African Republic	JP	Japan	SD	Sudan
CG	Congo	KP	Democratic People's Republic of Korea	SE	Sweden
CH	Switzerland	KR	Republic of Korea	SN	Senegal
CI	Côte d'Ivoire	LI	Liechtenstein	SU	Soviet Union
CM	Cameroon	LK	Sri Lanka	TD	Chad
CS	Czechoslovakia	LU	Luxembourg	TG	Togo
DE	Germany	MC	Monaco	US	United States of America
DK	Denmark	MG	Madagascar		
ES	Spain				

### HETEROANTHRACYCLINE ANTITUMOR ANALOGS

The present invention relates to a novel class of antitumor derivatives, to processes and to intermediates for preparing the derivatives, to pharmaceutical compositions containing them and to the use of those derivatives as antitumor agents in mammals. More specifically, the present invention relates to ring A and C backbone modified analogs of doxorubicin.

### BACKGROUND OF THE INVENTION

Anthracycline antibiotics including doxorubicin and daunorubicin are important chemotherapeutic agents in the treatment of a broad spectrum of neoplastic conditions. While daunorubicin (1) is clinically used mainly against acute childhood and adult leukemias, doxorubicin (2), also known as adriamycin, has the widest spectrum of antitumor activity of all chemotherapeutic agents (Weiss, R.B., Sarosy, G., Clagett-Carr, K., Russo, M. and Leyland-Jones, B., Cancer Chemother. Pharmacol., 18, 185-197, 1986; Arcamone, F., Doxorubicin, Academic Press, New York, 1980).



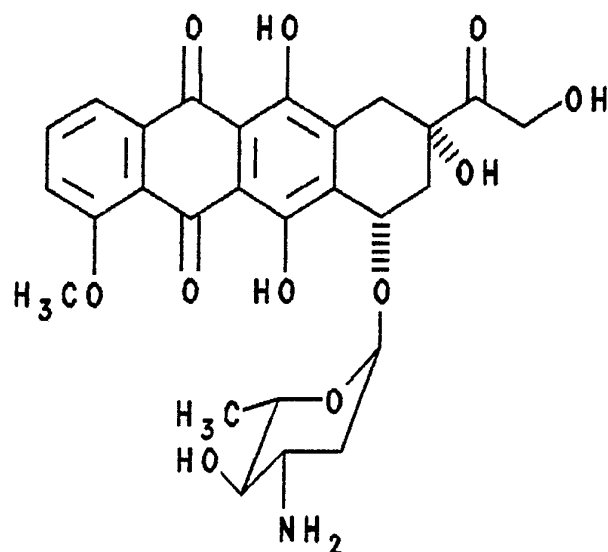
(1) daunorubicin R=H

(2) doxorubicin R=OH

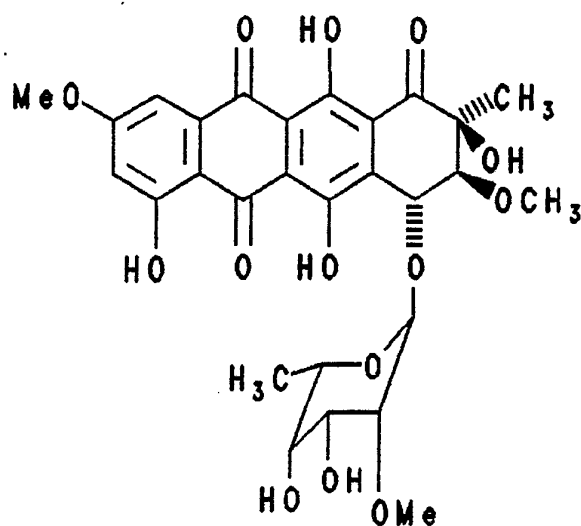
The usefulness of known anthracycline antibiotics is compromised by dose limiting toxicities such as myelosuppression (Crooke, S.K., Anthracyclines; Current Status and New Developments, Academic Press, N.Y. 1980) and cardiotoxicity (Olson, R.D. et al, Proc. Natl. Acad. Sci., USA 85 3585-3589, 1988 and references therein) as well as the resistance from treated tumors (Mimnaugh, E.G. et al, Cancer Research, 49, 8-15, 1989; McGrath, T. et al, Biochemical Pharmacology, 38 497-501, 1989). In view of the proven effectiveness of known anthracyclines in the treatment of cancer, efforts have been undertaken to develop anthracycline analogs with either an improved therapeutic index or with reduced cross-resistance.

Several thousands of anthracycline derivatives have been obtained either from streptomyces biosynthesis or via the semisynthetic modification of known natural anthracycline antibiotics (Arcamone, F., Doxorubicin, Academic Press, N.Y. 1980; Thomson, R.H., Naturally Occurring Quinones III: Recent Advances, Chapman and Hall, New York 1987; Anthracyclines: Current Status and New Developments, Academic Press, New York, 1980; Brown, J.R. and Iman, S.H., Recent Studies on Doxorubicin and its Analogues, Prog. Med. Chem. 21 170-236, 1984; Brown, J.R. Adriamycin and Related Anthracycline Antibiotics, Prog. Med. Chem., 15, 125-164, 1978). The majority of known anthracyclines show two types of structural differences: (i) the substitution pattern of the aglycone tetracyclic ring system, and (ii) the structure and number of glycosides attached at C-7 or C-10 (doxorubicin numbering). Some

examples of the structural diversity of anthracycline antibiotics are shown in Figure 1.



EPIRUBICIN



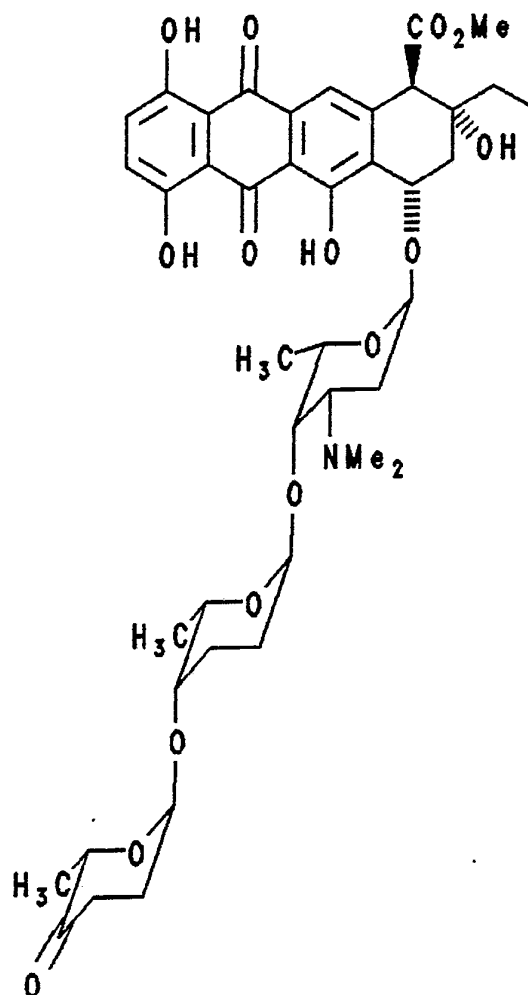
STEFFIMYCIN B

Figure 1

**SUBSTITUTE SHEET**

3/1

Figure 1 (continued)

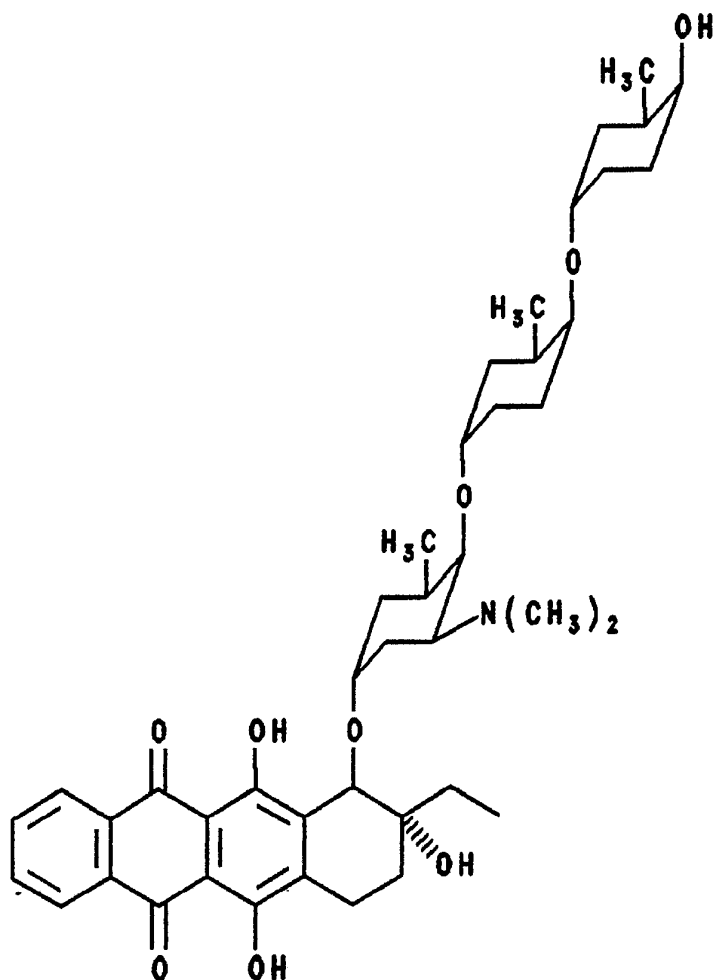


ACLACINOMYCIN A

SUBSTITUTE SHEET

3/2

Figure 1 (continued)



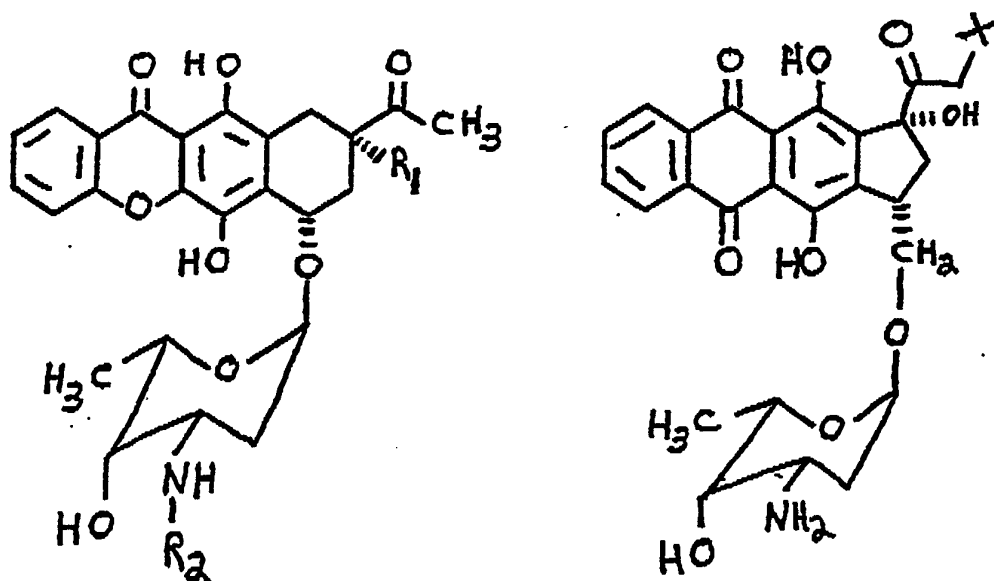
COSMOMYCIN A

SUBSTITUTE SHEET

In contrast to the great number of derivatives obtained from these two kinds of structural modifications, there has been little effort towards the synthesis and biological evaluation of ring-A and C heteroanthracycline analogs. Some xantho [2,3-g] tetralines 3, 4, 5 (see Figure 2) have been reported to possess antileukemic activity, but lower than that of the parent antibiotics daunorubicin and doxorubicin (J.W. Lown and S.M. Sondhi, J. Org. Chem., 50, 1413 (1985); J.W. Lown et al, Drugs Exp. Clin. Res., 10, 735 (1984). Farmitalia Carlo Erba S.R.L. has investigated ring A modified analogs of daunorubicin and doxorubicin, and has reported 10-noranthracyclines 6 and 7 as exhibiting antitumor activity (see, for example, German Offen. D.E. 3,915,041 (Cl. C07H15/252), 22 Feb 1990; G.B. Pat. Appln 88/11,413, 13 May, 1988). Examples of other antineoplastic agents which possess a heterocyclic central ring but which bear no relation to the anthracyclines include hycanthone 8 (Remers, W.A., "Antineoplastic Agents", John Wiley & Sons, New York, N.Y. 1984), 1-nitro-9-aminoacridines 9 (Mazarska, Z, et al, Arzneim-Forsch., 40(4), 472 (1990)), and 9-oxoxanthene-4-acetic acids 10 (Atwell, G.J., et al, J. Med. Chem., 33 (5), 1375 (1990)).



FIGURE 2



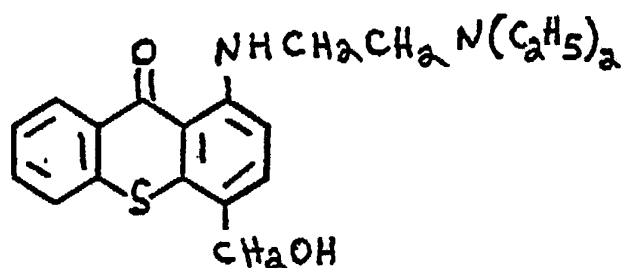
3:  $R_1 = R_2 = H$

4:  $R_1 = OH, R_2 = H$

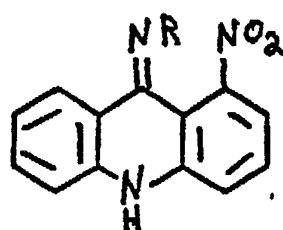
5:  $R_1 = OH, R_2 = COCF_3$

6:  $X = H$

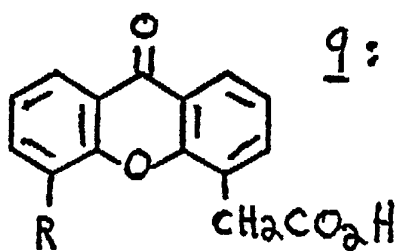
7:  $X = OH$



8



9:  $R = \text{alkylamine}$

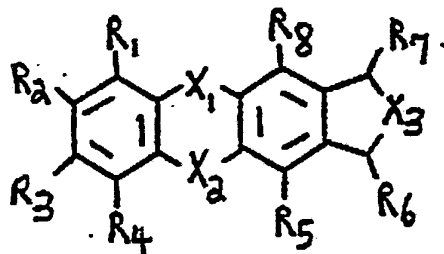


10

### DESCRIPTION OF THE INVENTION

The present invention provides novel heterocyclic anthracyclines which are structurally distinguished from the prior art compounds by the nature of the rings A and C of the anthracyclinone moiety. More specifically, the compounds of the present invention are structurally distinguished from prior art compounds by possessing an uncommon tetracyclic moiety with a five-membered A ring and an optional hetero D ring. This structurally distinct class of compounds exhibits therapeutic activity, in particular anticancer and antitumor activity.

In one aspect of the invention, there is provided a compound of the formula (11):



wherein

$X_1$  and  $X_2$  are independently selected from the group consisting of

CH<sub>2</sub>  
 CHOH  
 C=O  
 O  
 S  
 SO

SO<sub>2</sub>

NH

NO

C=N(R), wherein R is selected from the group consisting of

hydrogen

C<sub>1-16</sub> alkyl

C<sub>1-16</sub> acyl and

C<sub>1-16</sub> alkylamine, and

NR, wherein R is selected from the group consisting of

C<sub>1-16</sub> acyl

C<sub>1-16</sub> alkyl and  
aryl;

X<sub>3</sub> is selected from the group consisting of

O

S

C=O

SO

SO<sub>2</sub>

NH

CH<sub>2</sub>

C(R<sub>13</sub>)(R<sub>14</sub>), wherein R<sub>13</sub> and R<sub>14</sub> are independently selected from the group consisting of

hydrogen

aryl

C<sub>1-16</sub> alkyl

C<sub>1-16</sub> alkoxy

C<sub>1-16</sub> hydroxyalkyl

C<sub>3-8</sub> cycloalkyl

cyano

hydroxy

arylsulphone

C<sub>1-16</sub> alkylsulphide

acyl of the formula  $-C(R)=O$ , wherein R is selected from the group consisting of

hydrogen

C<sub>1-16</sub> alkyl

C<sub>3-8</sub> cycloalkyl,

hydroxyalkyl,

alkoxyalkyl,

aralkoxyalkyl,

acyloxyalkyl,

amino which may be unsubstituted or

mono- or di-substituted, and

an naturally occurring amino acid, for

example alanine, arginine, cysteine,

glycine, leucine, lysine, methionine

and the like, or a synthetic amino

acid;

a group of the formula  $-C(OR)=O$ , wherein R is selected from the group consisting of

hydrogen,

C<sub>1-16</sub> alkyl,

C<sub>3-8</sub> cycloalkyl,

hydroxyalkyl,

alkoxyalkyl,

aryloxyalkyl,

aralkoxyalkyl,

aryl, and

aralkyl;

a group of the formula  $-CH_2C(OR)=O$ ,  
wherein R is selected from the group  
consisting of

hydrogen  
C<sub>1-16</sub> alkyl  
C<sub>3-8</sub> cycloalkyl  
hydroxyalkyl  
alkoxyalkyl  
aryloxyalkyl  
aralkoxyalkyl  
aryl  
aralkyl and  
amino which may be unsubstituted or  
mono- or di-substituted;

R<sub>1</sub>, R<sub>2</sub>, R<sub>3</sub>, R<sub>4</sub>, R<sub>5</sub> and R<sub>8</sub> are  
independently selected from the group consisting of

hydrogen,  
hydroxyl,  
C<sub>1-16</sub> alkyl,  
C<sub>1-16</sub> alkoxy,  
C<sub>2-16</sub> alkenyl,  
C<sub>3-8</sub> cycloalkyl,  
halogen,  
nitro,  
cyano,  
amino which may be unsubstituted or  
mono- or di-substituted by C<sub>1-8</sub> alkyl,  
C<sub>3-8</sub> cycloalkyl, acyl, trifluoroacyl,  
aralkyl, aryl or C<sub>1-16</sub> alkylaminoalcohol,  
thiol and  
a group of the formula -O-C(R)=O, wherein R is  
selected from the group consisting of  
hydrogen,  
C<sub>1-16</sub> alkyl,  
C<sub>3-8</sub> cycloalkyl,

alkoxyalkyl,  
aralkyl,  
araloxyalkyl,  
aryloxyalkyl and  
aryl;

$R_6$  and  $R_7$  are independently selected from the group consisting of

hydrogen,

halogen,

hydroxyl,

$C_{1-16}$  alkoxyl,

$C_{1-16}$  alkyl,

$C_{2-16}$  acetylenyl,

$C_{3-8}$  cycloalkyl,

$C_{2-16}$  alkenyl,

cyano,

mono or oligosaccharides commonly present in anthracyclines, for example one

or more sugars selected from rhodosamine,

cinerulose-B, L-cinerulose, D-cinerulose,

cinerulose-A, amicetose, aculose, rednose,

rhodinose, 2-deoxyfucose, daunosamine,

acosamine and trifluoroacetyldaunosamine,

a group of the formula  $-O-C(R)=O$ , wherein R is

selected from the group consisting of

hydrogen,

$C_{1-16}$  alkyl,

$C_{3-8}$  cycloalkyl, and

alkoxyalkyl;

acyl of the formula  $-C(R)=O$ , wherein R is

selected from the group consisting of

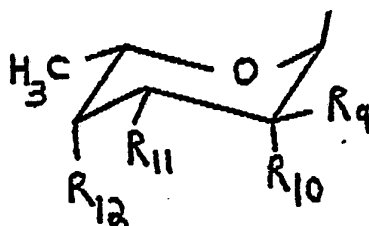
hydrogen,

$C_{1-16}$  alkyl,  
 $C_{3-8}$  cycloalkyl,  
 hydroxyalkyl,  
 alkoxyalkyl,  
 araloxyalkyl,  
 acyloxyalkyl,  
 amino which may be unsubstituted or  
 mono- or di-substituted, and  
 a naturally occurring amino acid as  
 defined above or a synthetic amino  
 acid;

a group of the formula  $-C(OR)=O$ , wherein R is  
 selected from the group consisting of  
 hydrogen,

$C_{1-16}$  alkyl, and  
 $C_{3-8}$  cycloalkyl; and

a monosaccharide of the formula



wherein

$R_9$  and  $R_{10}$  are independently selected from the  
 group consisting of

hydrogen,  
 halogen,  
 hydroxyl,  
 $C_{1-16}$  alkoxyl,  
 $C_{1-16}$  alkyl,  
 $C_{3-8}$  cycloalkyl and

thiol;

$R_{11}$  is selected from the group consisting of  
amino,  
mono or dibenzylated amino,  
acylated amino,  
trifluoroacylated amino,  
morpholino,  
cyano substituted morpholino,  
mono-, di-, tri- or tetra-methoxy substituted  
morpholino,  
hydroxyl,  
hydrogen,  
halogen,  
 $C_{1-16}$  alkoxyl,  
 $C_{3-8}$  cycloalkyl,  
thiol,  
chloroalkylnitrosoureido of the formula  
 $NH(CO)N(NO)(CH_2)_nCH_2Cl$ , wherein  $n$  is  
0 to 4,  
sulfide and  
mono or dialkylated amino with 1 to 16  
carbons; and

$R_{12}$  is selected from the group consisting of  
hydrogen,  
hydroxyl or its tetrahydropranyl ether,  
halogen,  
mono or oligosaccharide commonly  
present in other anthracyclines, such as  
those defined above,  
amino,  
mono or dialkylated amino with 1 to 16



carbons,  
C<sub>1-16</sub> alkoxy,  
C<sub>3-8</sub> cycloalkyl,  
benzoate which may be unsubstituted or  
substituted by nitro, for example  
p-nitrobenzoate,  
acetoxy and  
trifluoroacetoxy;

inclusive of isomers and mixtures thereof, including  
diastereoisomeric mixtures and racemic mixtures, and  
the pharmaceutically acceptable salts and metal  
chelate complexes.

Preferred compounds of formula (11) are those  
wherein

X<sub>1</sub> and X<sub>2</sub> are independently selected from the  
group consisting of

O  
S  
SO  
SO<sub>2</sub>  
C=O  
NH

X<sub>3</sub> is selected from the group consisting of

O  
S  
SO  
SO<sub>2</sub>

C(R<sub>13</sub>)(R<sub>14</sub>), wherein R<sub>13</sub> and R<sub>14</sub> are  
independently selected from the group consisting  
of

hydrogen

C<sub>1-4</sub> alkyl  
acyl of the formula -C(R)=O, wherein R is  
selected from the group consisting of

hydrogen

C<sub>1-8</sub> alkyl

hydroxyalkyl,

alkoxyalkyl,

acyloxyalkyl, and

amino which may be unsubstituted or  
mono- or di-substituted;

a group of the formula -C(OR)=O, wherein R  
is selected from the group consisting of

hydrogen,

C<sub>1-8</sub> alkyl,

aryl, and

aralkyl;

a group of the formula -CH<sub>2</sub>C(OR)=O,  
wherein R is selected from the group  
consisting of

hydrogen

C<sub>1-8</sub> alkyl and

amino which may be unsubstituted or  
mono- or di-substituted;

R<sub>1</sub>, R<sub>2</sub>, R<sub>3</sub>, R<sub>4</sub>, R<sub>5</sub> and R<sub>8</sub> are  
independently selected from the group consisting of

hydrogen,

hydroxyl,

C<sub>1-4</sub> alkoxy,

fluorine,

chlorine,

amino, and

a group of the formula -O-C(R)=O, wherein R is

selected from the group consisting of  
 hydrogen,  
 $C_{1-16}$  alkyl and  
 aryl;

$R_6$  and  $R_7$  are independently selected from the  
 group consisting of

hydrogen,  
 hydroxyl,  
 $C_{1-8}$  alkoxy,  
 $C_{2-8}$  alkenyl,  
 cyano,

a group of the formula  $-O-C(R)=O$ , wherein R is  
 selected from the group consisting of  
 hydrogen, and

$C_{1-8}$  alkyl;  
 acyl of the formula  $-C(R)=O$ , wherein R is  
 selected from the group consisting of  
 hydrogen,

$C_{1-8}$  alkyl,  
 hydroxyalkyl,

alkoxyalkyl,

acyloxyalkyl and

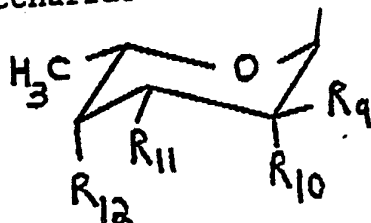
amino which may be unsubstituted or  
 mono- or di-substituted;

a group of the formula  $-C(OR)=O$ , wherein R is  
 selected from

hydrogen and

$C_{1-8}$  alkyl;

a monosaccharide of the formula



wherein

$R_9$  and  $R_{10}$  are independently selected from the group consisting of

hydrogen,  
fluorine,  
chlorine and  
hydroxyl;

$R_{11}$  is selected from the group consisting of  
amino,  
mono or dibenzylated amino,  
acylated amino,  
trifluoroacylated amino,  
morpholino,  
cyano substituted morpholino,  
mono-, di-, tri-, or tetra-methoxy substituted  
morpholino,  
hydroxyl,  
mono or dialkylated amino with 1 to 16  
carbons,  
chloroalkylnitrosoureido of the formula  
 $\text{NH}(\text{CO})\text{N}(\text{NO})(\text{CH}_2)_n\text{CH}_2\text{Cl}$ , wherein  $n$  is 0  
to 4,  
 $\text{C}_{1-8}$  alkoxyl and  
fluorine; and

$R_{12}$  is selected from the group consisting of  
hydroxyl or its tetrahydropyranyl ether,  
halogen,  
mono or oligosaccharide commonly present in  
other anthracyclines,  
amino,  
mono or dimethylated amino,

C<sub>1-8</sub> alkoxy,  
benzoate,  
p-nitrobenzoate,  
acetoxy and  
trifluoroacetoxy,

More preferred compounds of the formula (11) are  
those wherein

X<sub>1</sub> and X<sub>2</sub> are independently selected from the  
group consisting of

O  
S  
SO  
SO<sub>2</sub>  
C=O

X<sub>3</sub> is selected from the group consisting of

S  
SO  
SO<sub>2</sub>

C(R<sub>13</sub>)(R<sub>14</sub>), wherein R<sub>13</sub> and R<sub>14</sub> are  
independently selected from the group consisting  
of

C<sub>1-4</sub> alkyl

acyl of the formula -C(R)=O, wherein R is  
selected from the group consisting of

methyl,  
hydroxymethyl,  
acyloxymethyl,  
amino;

a group of the formula -C(OR)=O,  
wherein R is selected from the group  
consisting of

hydrogen,  
methyl and  
ethyl;  
a group of the formula  $-\text{CH}_2\text{C}(\text{OR})=\text{O}$ ,  
wherein R is selected from the group  
consisting of  
hydrogen  
methyl and  
ethyl;

$\text{R}_1$ ,  $\text{R}_2$ ,  $\text{R}_3$ ,  $\text{R}_4$ ,  $\text{R}_5$  and  $\text{R}_8$  are  
independently selected from the group consisting of  
hydrogen, hydroxy, methoxy, amino, and fluorine;

$\text{R}_6$  and  $\text{R}_7$  are independently selected from the  
group consisting of

hydrogen,  
hydroxy,  
methoxy,  
cyano,

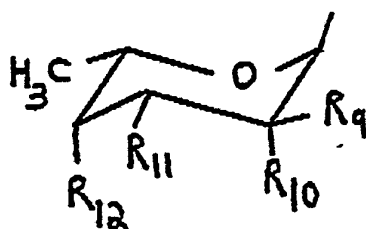
acyl of the formula  $-\text{C}(\text{R})=\text{O}$ , wherein R is  
selected from the group consisting of

methyl,  
hydroxymethyl,  
acyloxymethyl,  
amino;

acetate,

trifluoroacetate, and

a monosaccharide of the formula



wherein

$R_9$  and  $R_{10}$  are independently selected from the group consisting of

hydrogen and  
fluorine;

$R_{11}$  is selected from the group consisting of  
amino,  
dimethylamino,  
trifluoroacylated amino,  
morpholino,  
cyano substituted morpholino,  
mono-, di-, tri-, or tetra-methoxy substituted  
morpholino,  
chloroalkylnitrosoureido of the formula  
 $\text{NH}(\text{CO})\text{N}(\text{NO})(\text{CH}_2)_n\text{CH}_2\text{Cl}$ , wherein  $n$  is 0  
to 4, and  
hydroxyl; and

$R_{12}$  is selected from the group consisting of  
hydroxyl or its tetrahydropropyranyl ether,  
benzoate,  
p-nitrobenzoate,  
amino and  
fluorine.

Further preferred compounds of the formula (11)  
are those wherein

$X_1$  and  $X_2$  are independently selected from the  
group consisting of

O

S

SO

C=O;

$X_3$  is selected from the group consisting of

S

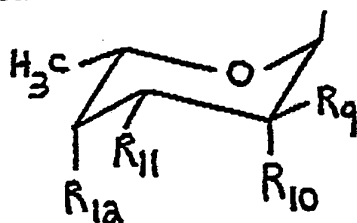
SO

SO<sub>2</sub>;

$R_1$ ,  $R_2$ ,  $R_3$  and  $R_4$  each independently is  
hydrogen and fluorine,

$R_5$  and  $R_8$  are independently selected from  
hydrogen and hydroxyl;

$R_6$  and  $R_7$  are independently selected from  
hydrogen,  
hydroxyl,  
cyano,  
acyl of the formula  $-C(R)=O$  wherein R is  
selected from methyl, hydroxymethyl and  
amino,  
acetate, and  
a monosaccharide of the formula



wherein

$R_9$  and  $R_{10}$  are independently selected from  
hydrogen and fluorine,



R<sub>11</sub> is selected from amino, dimethylamino, trifluoroacetamido, morpholino, mono-, di- tri- or tetra-methoxy substituted morpholino, chloroalkylnitrosoureido of the formula  $\text{NH}(\text{CO})\text{N}(\text{NO})(\text{CH}_2)_n\text{CH}_2\text{Cl}$ , wherein n is 0 to 4, and cyano substituted morpholino, and

R<sub>12</sub> is selected from hydroxy, benzoate and p-nitrobenzoate.

The terms "alkyl" and "alkenyl" as employed herein include both straight and branched chain saturated and ethylenically unsaturated radicals of up to 16 carbons, for example methyl, ethyl, propyl, isopropyl, butyl, t-butyl, isobutyl, pentyl, hexyl, isohexyl, heptyl, 4,4-dimethylpentyl, octyl, 2,2,4-trimethylpentyl, nonyl, decyl, undecyl, dodecyl and the corresponding unsaturated radicals, for example ethylenyl, propylenyl, butenyl and hexenyl, the various branched chain isomers thereof, as well as such groups including one or more halo substituents, such as F, Cl, Br, I or CF<sub>3</sub>, an alkoxy substituent, an aryl substituent, an alkyl-aryl substituent, a haloaryl substituent, a cycloalkyl substituent or an alkylcycloalkyl substituent.

The term "cycloalkyl" as used herein means a cycloalkyl group having 3 to 8 carbons, for example cyclopropyl, cyclobutyl, cyclopentyl, cyclohexyl, cyclopentylmethyl, cyclohexylmethyl, cyclohexylethyl, cycloheptyl and cyclooctyl.

The term "alkylamine" as used herein refers to an alkyl group as defined above having an amino

substituent which may be unsubstituted or mono- or di-substituted by C<sub>1-8</sub> alkyl, C<sub>3-8</sub> cycloalkyl, acyl, trifluoroacyl, aralkyl, aryl or thiol.

The term "aryl" as employed herein refers to monocyclic or bicyclic aromatic groups containing from 6 to 10 carbons in the ring portion, such as phenyl, naphthyl, substituted phenyl or substituted naphthyl, wherein the substituent on either the phenyl or naphthyl may be for example C<sub>1-4</sub> alkyl, halogen, C<sub>1-4</sub> alkoxy or nitro.

The term "halogen" as used herein means chlorine, bromine, fluorine or iodine.

The term "aralkyl" as used herein refers to alkyl groups as discussed above having an aryl substituent, such as benzyl, p-nitrobenzyl, phenethyl, diphenylmethyl, and triphenylmethyl.

The term "alkoxy" or "aralkoxy" as used herein includes any of the above alkyl or aralkyl groups linked to an oxygen atom.

The term "alkoxyalkyl" as used herein means any alkyl as discussed above linked to any alkoxy as discussed above, for example methoxymethyl.

The term "aryloxyalkyl" as used herein means any alkyl as discussed above linked to an aryl as discussed above by an oxygen atom, for example phenoxymethyl.

The term "araloxyalkyl" as used herein means an aralkyl as discussed above linked to an alkyl as discussed above by an oxygen atom, for example benzyloxymethyl.

The term "acyloxyalkyl" as used herein means a C<sub>1-8</sub> acyl group linked to an alkyl group as discussed above by an oxygen atom, for example

acetoxymethyl.

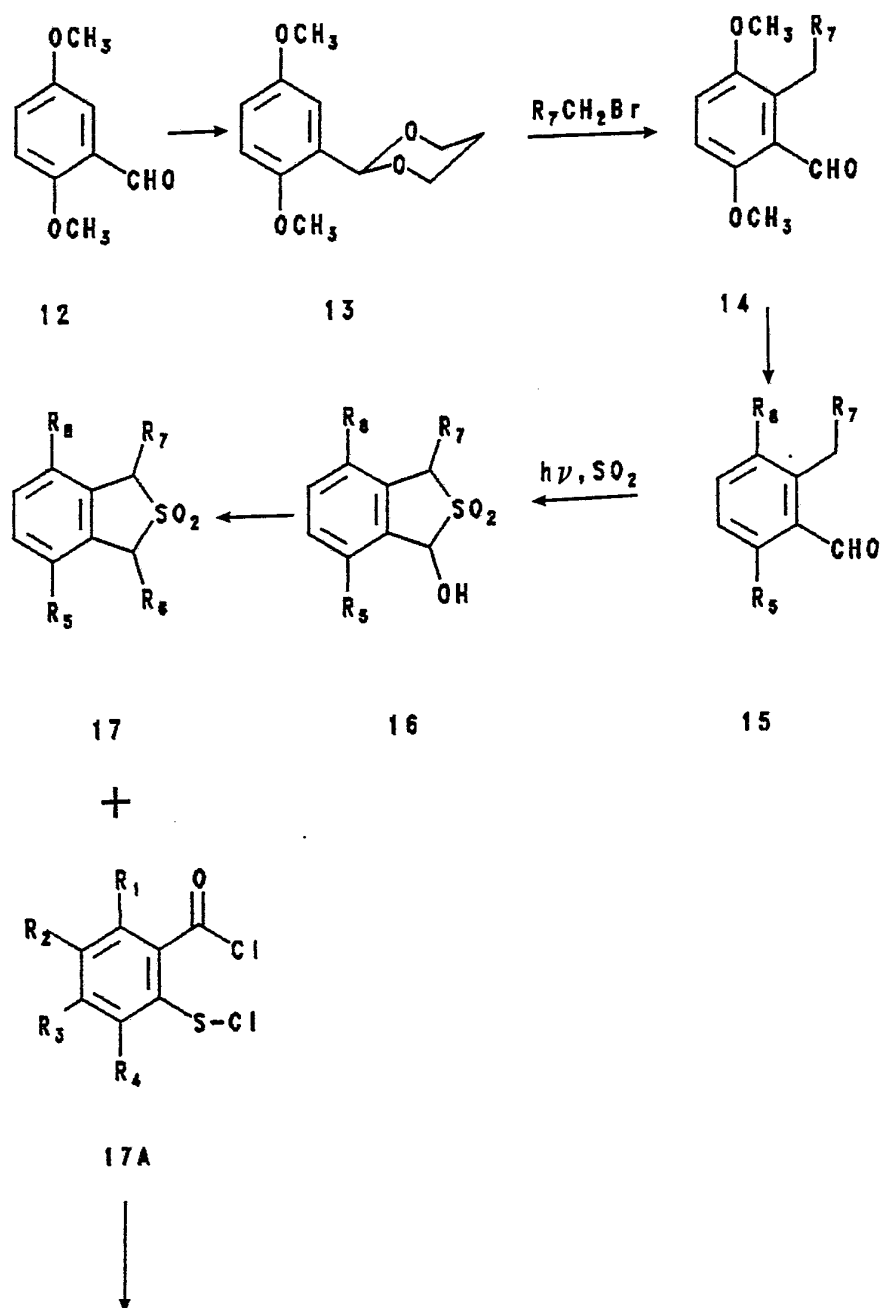
The term "hydroxyalkyl" as used herein means an alkyl group as discussed above bonded to a hydroxyl group, for example hydroxymethyl.

This invention includes all the possible isomers and mixtures thereof, including diastereoisomeric mixtures and racemic mixtures, resulting from the possible combination of R or S stereochemical centers, when pertinent, at the three possible non-aromatic atomic positions of the A ring as well as in all the chiral centers present in the sugar moiety.

This invention also comprises novel compounds which are prepared as intermediates or precursors of compounds of formula (11). Such intermediate compounds are described hereinafter in connection with processes for the preparation of compounds of formula (11).

Some of the compounds of formula (11) can be prepared by the process illustrated in Reaction Scheme I.

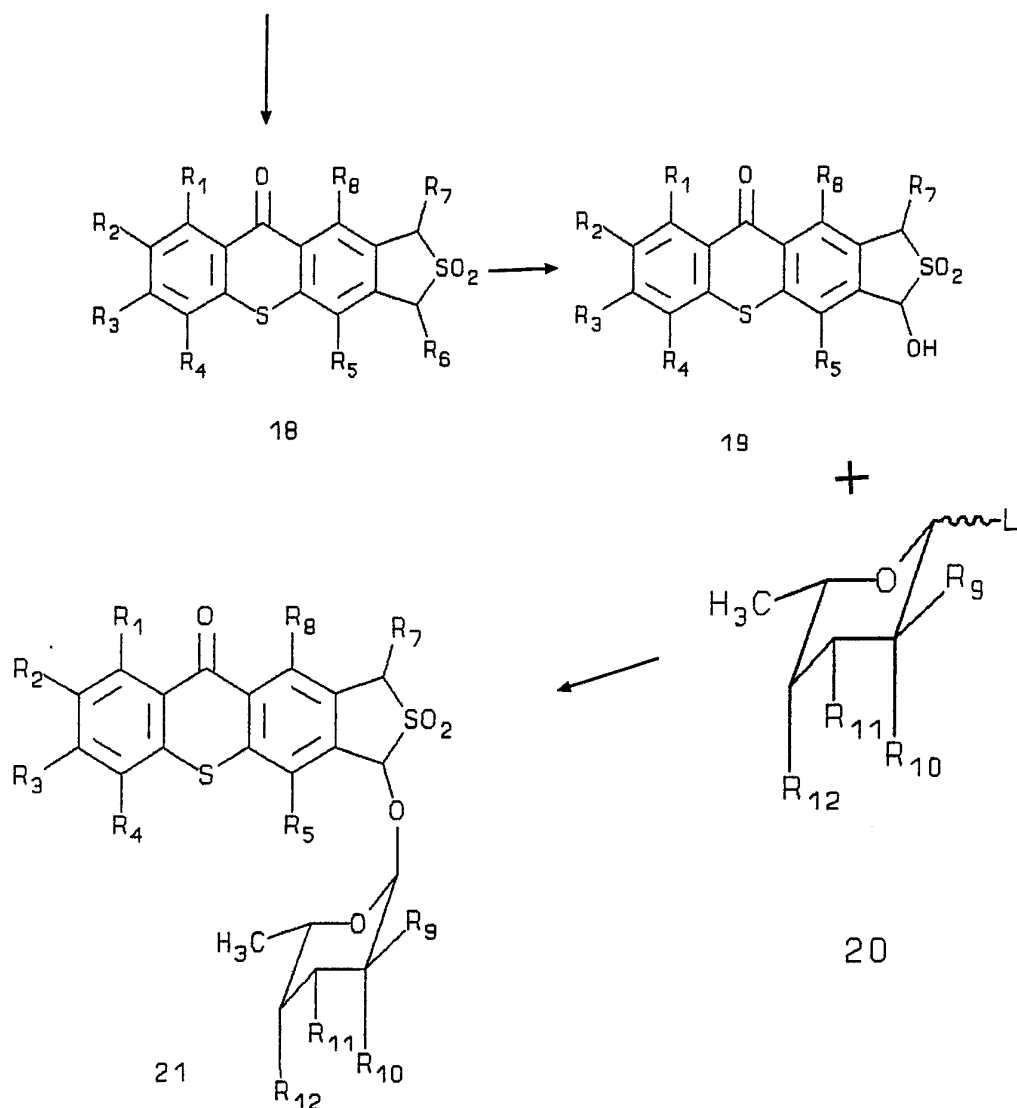
## SCHEME I



SUBSTITUTE SHEET

24/1

## SCHEME I (continued)



SUBSTITUTE SHEET

With reference to Reaction Scheme I, 2,5-dimethoxybenzaldehyde dioxane acetal (13) can be prepared by treating at reflux 2,5-dimethoxybenzaldehyde (12) with 1,3-propanediol in benzene or any other suitable solvent and with an acid catalyst such as p-toluenesulfonic acid. The dioxane acetal (13) can then be treated with an alkyl lithium and the lithio salt reacted with an appropriate alkyl halide of the formula  $R_7CH_2X$ , wherein X is halogen and  $R_7$  is as defined above. Subsequent aqueous acidic treatment can lead to an appropriate 2,5-dimethoxy-6-alkylbenzaldehyde such as (14). The dimethoxy substituents in intermediate (14) can then be converted to a large variety of organic functionalities  $R_5$  and  $R_8$  as defined above by employing methodology which is well known to the one familiar with the art of organic synthesis. For example, the treatment of a compound such as (14) with an aluminum chloride/sodium chloride melt at 150° to 180°C, followed by acidic treatment, can give an hydroquinone intermediate in which the phenoxy moieties can then be transformed to a large number of side chains by using common organic procedures to give compounds of general formula (15). Photochemical irradiation of an intermediate such as (15) in a solution of  $SO_2$  in an aryl solvent such as benzene can give a dihydrothiophene-2,2-dioxide of formula (16) in which the hydroxyl functionality can then be converted to various  $R_6$  substituents as defined above by employing simple organic procedures commonly available to the organic chemist, hence, to yield synthetic intermediates of general formula (17). A double Friedel-Crafts addition of intermediates of

formula

(17A) (Honek, J.F., Doctoral Disertation, McGill University, Dept. of Chemistry, Montreal, Quebec, Canada, 1983)) to intermediates of formula (17) in an organic solvent such as 1,2-dichloroethane or dichloromethane with a Lewis acid such as tin tetrachloride or aluminum trichloride can then give the desired ring A and C heteroaromatic tetracycle of general formula (18).

The corresponding glycosides of general formula (21) are best prepared through the intermediacy of aglycones such as (19). These latter compounds are readily available from (18), for example, the treatment of thioxanthyl sulfonyl intermediates (18) with an acetate for an  $R_6$  substituent with a base such as sodium hydroxide in a tetrahydrofuran-water solvent system can yield the necessary glycone of general formula (19).

An aglycone of formula (19) is reacted with a sugar derivative of formula (20) in which  $R_9$  to  $R_{12}$  are as defined herein and L is a displaceable atom or group. Suitable groups L include halogen, for example iodine, bromine or chlorine, an unsubstituted or substituted benzoyl group such as p-nitrobenzoyl, or -OR where R is an unsubstituted or substituted alkyl group e.g. a  $C_{1-16}$  alkyl group such as methyl, ethyl or butyl, or R is an unsubstituted or substituted acyl group, e.g. a  $C_{1-16}$  acyl group such as acetyl, or R is an unsubstituted or substituted aryl group. Such sugars are obtained by derivatizing known saccharides of the family of anthracycline antibiotics which are available from commercial or natural sources, (see, for example,

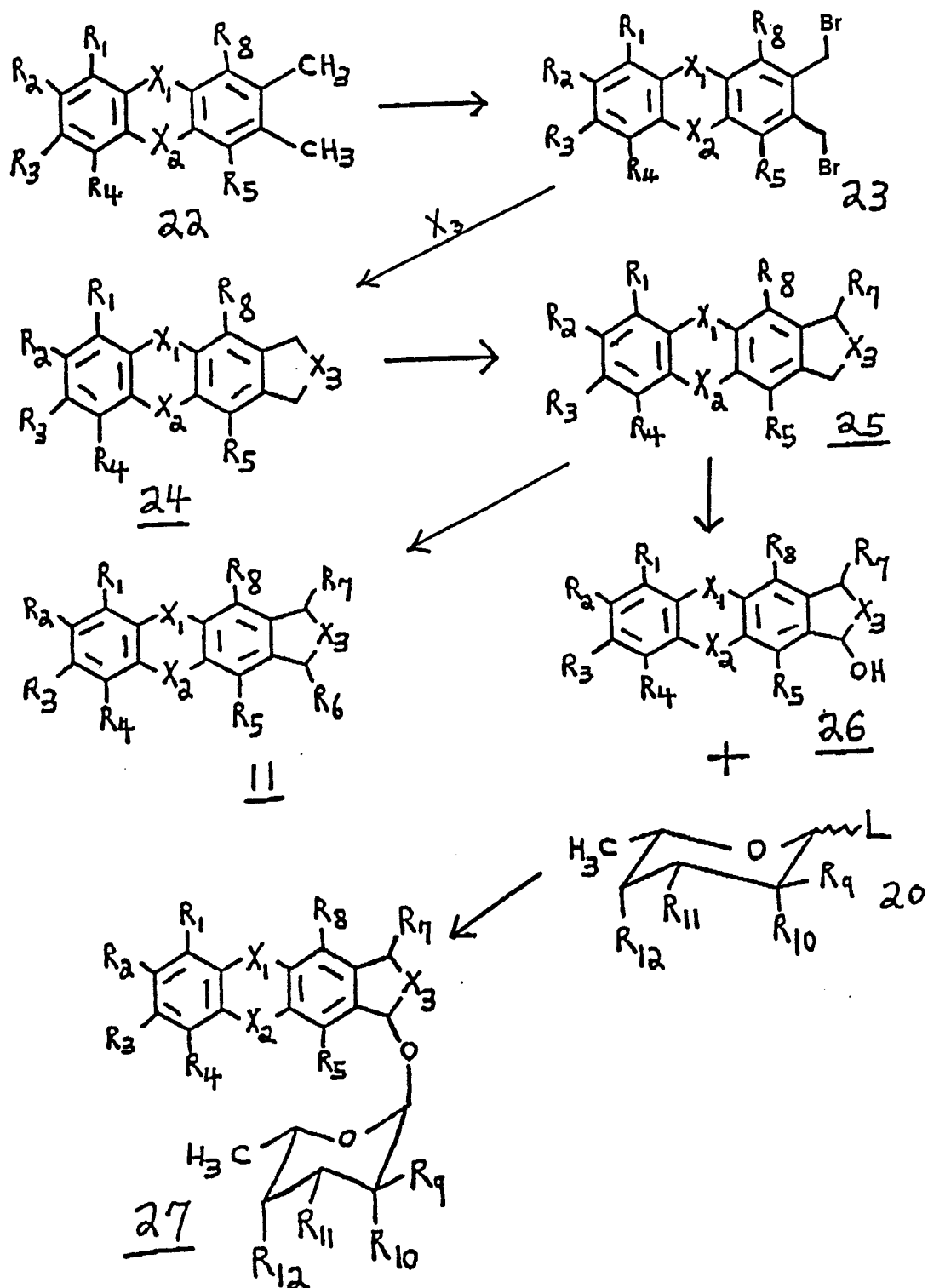
Monneret, C., Martini, A., Pais, M., Carbohydrate Research, 166, 59-70, 1987 and references therein; Acton, E.M., Tong, G.L. Mosher, C.W., and Wolgemuth, R.L., J. Med. Chem. 27, 638-645, 1984 and references therein; Arcamone F., Cancer Research, 45, 5995-5999, 1985 and references therein).

The aglycone of formula (19) is typically reacted with the appropriate sugar derivative of formula (20) in a compatible solvent such as methylene chloride using a Lewis acid such as titanium tetrachloride, stannic chloride, or trimethylsilyltrifluoromethanesulfonate to give glycosides such as (21). Alternatively, as is known in the art of anthracycline chemistry, when the leaving group of the sugar moiety is a halogen, the Koenigs-Knorr glycosidation or its modification may be used.

A more general approach for the preparation of compounds of general formula (11) is illustrated in reaction Scheme II.



## SCHEME II



SUBSTITUTE SHEET

With reference to Scheme II, the tricyclic compound of formula (22) can be obtained from the chemical transformation of the corresponding 2,3-demethylated tricyclic compounds using methods which are well known to the one familiar with the art of organic synthesis. Free radical bis-bromination of compounds of formula (22) with a brominating agent such as n-bromosuccinamide or bromine with the aid of light, azobisisobutyronitrile AIBN, or a peroxide such as t-butyl peroxide for free radical initiation can give the tricyclic dibromomethyl derivative of formula (23). The addition of appropriately functionalized nucleophiles of the formula  $X_3$  as defined above to the dibromomethyl intermediate (23) can lead to the tetracyclic derivative of formula (24). For example, the reaction of (23) with a base such as sodium or potassium hydroxide in the presence or absence of sodium hydride or lithium diisopropylamide or other non-nucleophilic base in a suitable solvent such as tetrahydrofuran, diglyme, dimethylformamide, acetone, or diethylether can give a tetracycle with a furan ( $X_3=O$ ) as the A ring.

Alternatively, treatment of (23) with sodium sulfide can give a tetracyclic intermediate of formula (24) ( $X_3=S$ ) which can then be oxidized to a thiophene oxide ( $X_3=SO$ ) or a thiophene dioxide ( $X_3=SO_2$ ) by using an oxidizing agent such as hydrogen peroxide, m-chloroperbenzoic acid or periodic acid. The addition of ammonia to intermediates such as (23) can lead to compounds with  $X_3=NH$  in general formula (24). Compounds of formula (24) and which contain the moiety  $X_3=C(R_{13})(R_{14})$  can be obtained via the addition

of an appropriately functionalized carbon nucleophile to compounds of formula (23), for example, the nucleophilic addition to (23) of  $\text{NC-CH}_2\text{-OR}$  under basic conditions achieved through the use of bases such as sodium hydroxide, lithium diisopropylamide or potassium t-butoxide in an adequate aprotic solvent can yield tetracycles of formula (24) with  $\text{X}_3=\text{C(CN)OR}$ , which can further be converted hydrolytically to other compounds of formula (24) but with  $\text{X}_3=\text{C=O}$ . These latter derivatives upon reduction for example with hydrazine could then lead to nor-heteroanthracyclines with  $\text{X}_3 = \text{CH}_2$ .

The versatility of intermediates of formula (23) can further be illustrated as follows. The addition of the carbon nucleophile of  $\text{CH}_3\text{COCH}_2\text{COO}$   $\text{C(CH}_3)_3$  having been generated with a strong base, such as sodium hydride, to intermediates of formula (23) can give, after acidic treatment, tetracycles of formula (24) with  $\text{X}_3 = \text{CHCOCH}_3$ . The reaction of (23) with  $\text{CH}_3\text{OCOCH}_2\text{CO}_2\text{CH}_3$  under strongly basic conditions, conveniently attained with sodium hydroxide or sodium t-butoxide, can lead to compounds of formula (24) with  $\text{X}_3 = \text{C(CO}_2\text{CH}_3)_2$  which can be further transformed to compounds of structure (24) with  $\text{X}_3 = \text{CHCO}_2\text{CH}_3$  after decarboxylation or to other intermediates of formula (24) with  $\text{X}_3 = \text{C(CH}_2\text{OH)}_2$ . Other derivatives ( $\text{X}_3 = \text{C(SO}_2\text{phenyl)OR}$  with structure (24) can be obtained by reacting (23) with  $\text{CH}_2(\text{SO}_2\text{phenyl)OR}$  under basic conditions in aprotic media. These latter intermediates can then be desulfurized to give products in which  $\text{X}_3 = \text{CHOR}$  in (23) or can be reduced with a reagent such as triphenylphosphine to

yield tetracyclic compounds of formula (24) with  $X_3 = C(SR)OR$ .

The versatile approach to convert formula (23) into (24) discussed above is not intended to be limiting. Carbon based  $X_3$  substitutes are accessible through the use of organic methods available to one familiar in the art of organic synthesis.

Transformation of compounds of formula (24) into (25) can be accomplished by monobrominating under free radical conditions intermediates (24) with N-bromosuccinimide or bromine in a solvent such as carbon tetrachloride with light, t-butylperoxide or AIBN for initiation. Subsequent treatment with a nucleophile  $R_7^-$  can give compounds of formula (25) which could be further transformed to more complex analogs, for example  $R_7 = CN$  into  $COCH_3$  or  $R_7 = C\equiv CH$  into  $COCH_2OH$ , by using published methods available to the organic chemist. The target compounds of formula (11) can be obtained from (26) by repeating the procedure described above for the conversion of (24) into (25). As discussed previously for reaction Scheme I, the glycosides of formula (27) can be prepared by coupling known sugars of formula (20) with aglycones such as (26). These latter derivatives can be prepared by brominating derivative such as (25) with n-bromosuccinimide or bromine in carbon tetrachloride in the presence of light, AIBN or a peroxide for initiation, followed by solvolysis in a solvent system such as THF/water or dioxane/water.

It will be appreciated that the heteroanthracyclines of formula (27) can further be

transformed to a variety of structures by using synthetic methodologies well understood in the art of anthracycline chemistry.

It will also be appreciated that the reactions described herein may require the use of, or conveniently may be applied to, starting materials having protected functional groups, and deprotection might thus be required as an intermediate or final step to yield the desired compound. Protection and deprotection of functional groups may be effected using conventional means. Thus, for example, amino groups may be protected by a group selected from aralkyl (e.g. benzyl), acyl or aryl (e.g. 2,4-dinitrophenyl), subsequent removal of the protecting group being effected when desired by hydrolysis or hydrogenolysis as appropriate using standard conditions. Hydroxyl groups may be protected using any conventional hydroxyl protecting group, for example, as described in "Protective Groups in Organic Chemistry", Ed. J.F.W. McOmie (Plenum Press, 1973) or "Protective Groups in Organic Synthesis" by Theodora W. Greene (John Wiley and Sons, 1981). Examples of suitable hydroxyl protecting groups include groups selected from alkyl (e.g. methyl, t-butyl or methoxymethyl), aralkyl (e.g. benzyl, diphenylmethyl or triphenylmethyl), heterocyclic groups such as tetrahydropyranyl, acyl, (e.g. acetyl or benzoyl) and silyl groups such as trialkylsilyl (e.g. t-butyldimethylsilyl). The hydroxyl protecting groups may be removed by conventional techniques. Thus, for example, alkyl, silyl, acyl and heterocyclic groups may be removed by solvolysis, e.g. by hydrolysis under acidic or basic conditions.

Aralkyl groups such as triphenylmethyl may be similarly removed by solvolysis, e.g. by hydrolysis under acidic conditions. Aralkyl groups such as benzyl may be cleaved, for example, by treatment with  $\text{BF}_3$ /etherate and acetic anhydride followed by removal of acetate groups.

In the above processes, the compounds of formula (11) are generally obtained as a mixture of diastereoisomers. These isomers may be separated by conventional chromatography or fractional crystallization techniques.

Where the compound of formula (11) is desired as a single isomer, it may be obtained either by resolution of the final product or by stereospecific synthesis from isomerically pure starting material or any convenient intermediate.

Resolution of the final product, or an intermediate or starting material therefor, may be effected by any suitable method known in the art: see for example, "Stereochemistry of Carbon Compounds", by E.L. Eliel (McGraw Hill, 1962) and "Tables of Resolving Agents", by S.H. Wilen.

The compounds of the formula (11) possess anti-cancer and anti-tumor activity. The compounds are also believed to possess antibacterial, antifungal and antiviral activity. While it is possible to administer one or more of the compounds of the invention as a raw chemical, it is preferred to administer the active ingredient(s) as a pharmaceutical composition.

In another aspect, the invention therefore provides pharmaceutical compositions primarily suitable for use as antitumor and anticancer agents,

comprising an effective amount of at least one compound of the invention or a pharmaceutically acceptable derivative thereof in association with one or more pharmaceutically acceptable carriers and optionally other therapeutic and/or prophylactic ingredients. All the pharmaceutically acceptable salts for example the HCl and tartaric acid salts of the compounds useful as antitumor agents in mammals, including humans, are included in this invention.

It will be appreciated by those familiar with the art of clinical oncology that the compound(s) of this invention can be used in combination with other therapeutic agents, including chemotherapeutic agents (Cancer: Principles and Practices of Oncology, 3rd Edition, V.T. DeVito Jr., S. Hellman and S.A. Rosenberg; Antineoplastic Agents edited by W.A. Remers, John Wiley and Sons, N.Y., 1984). Thus, it will be understood that the compounds or pharmaceutical compositions of the invention may be formulated with the therapeutic agent to form a composition and administered to the patient or the compounds or compositions and the therapeutic agent may be administered separately, as appropriate for the medical condition being treated.

Therefore, for therapeutic purposes, a compound or composition of this invention can be used in association with one or more of the therapeutic agents belonging to any of the following groups:

- 1) Alkylating agents such as:
  - 2-haloalkylamines (e.g. melphalan and chlorambucil);
  - 2-haloalkylsulfides;
  - N-alkyl-N-nitrosoureas (e.g. carmustine,

lomustine or semustine);

aryltriazines (e.g. decarbazine);

mitomycins (e.g. mitomycin C);

methylhydrazines (e.g. procarbazine);

bifunctional alkylating agents (e.g.

mechlor-ethamine);

carbinolamines (e.g. sibiromycin);

streptozotocins and chlorozotocins;

phosphoramidate mustards (e.g. cyclophosphamide);

urethane and hydantoin mustards

2) Antimetabolites such as:

mercaptapurines (e.g. 6-thioguanine and 6-

(methylthio)purine);

azapyrimidines and pyrimidines;

hydroxyureas;

5-fluorouracil;

folic acid antagonists (e.g. amethopterin);

cytarabines;

prednisones;

diglycoaldehydes

3) Intercalators such as:

bleomycins and related glycoproteins;

anthracylines (e.g. doxorubicin, daunorubicin,

epirubicin, esorubicin, idarubicin, aclacinomycin A);

acridines (e.g. m-AMSA);

hycanthones;

ellipticines (e.g. 9-hydroxyellipticine);

actinomycins (e.g. actinocin);

anthraquinones (e.g. 1,4-bis[(aminoalkyl)-

amino]-9,10-anthracenediones);

anthracene derivatives (e.g. pseudourea and

bisanthrene);

phleomycins;



- aureolic acids (e.g. mithramycin and olivomycin);
- 4) Mitotic inhibitors such as:
- dimeric catharanthus alkaloids (e.g. vincristine, vinblastine and vindesine);
- colchicine derivatives (e.g. trimethylcolchicinic acid)
- epipodophyllotoxins and podophyllotoxins (e.g. etoposide and teniposide);
- maytansinoids (e.g. maytansine and colubrinol);
- terpenes (e.g. helenalin, tripdiolide and taxol);
- steroids (e.g. 4 $\beta$ -hydroxywithanolide E);
- quassinoids (e.g. bruceantin);
- pipobroman;
- methylglyoxals (e.g. methylglyoxalbis-(thiosemicarbazone));
- 5) Hormones (e.g. estrogens, androgens, tamoxifen, nafoxidine, progesterone, glucocorticoids, mitotane, prolactin);
- 6) Immunostimulants (e.g. human interferons, levamisole and tilorane);
- 7) Monoclonal and polyclonal antibodies;
- 8) Radiosensitizing and radioprotecting compounds (e.g. metronidazole and misonidazole);
- 9) Other miscellaneous cytotoxic agents such as:
- camptothecins;
- quinolinequinones (e.g. streptonigrin and isopropylidene azastreptonigrin);
- cisplatin and related platinum complexes;
- tricothecanes (e.g. trichodermol or vermicarin A);
- cephalotoxines (e.g. harringtonine);
- 10) Cardioprotecting compounds, such as (

±)-1,2-bis(3,5-dioxopiperazin-1-yl) propane, commonly known as ICRF-187, and ICRF-198;

11) Drug-resistant reversal compounds such as P-glycoprotein inhibitors, for example Verapamil; and

12) Cytotoxic cells such as lymphokine activated killer cells or T-cells.

The above list of possible therapeutic agents is not intended to limit this invention in any way.

The pharmaceutical compositions of the invention can be in forms suitable for oral, rectal, nasal, topical (including buccal and sub-lingual), vaginal or parenteral (including intramuscular, subcutaneous and intravenous) administration by inhalation or by insufflation. Where appropriate, the formulations may be conveniently presented in discrete dosage units and may be prepared by any method well known in the art of pharmacy. All methods include the step of bringing into association the active compound with liquid carriers or finely divided solid carriers or both and then, if necessary, shaping the product into the desired formulation.

For injectable use, the pharmaceutical composition forms include sterile aqueous solutions or dispersions and sterile powders for the extemporaneous preparation of sterile injectable solutions or dispersions. In all cases, the form must be sterile and must be fluid to the extent that easy syringability exists. It must be stable under the conditions of manufacture and storage and must be preserved against the contaminating action of microorganisms such as bacteria and fungi. The carrier can be a solvent or dispersion medium containing, for example, water, ethanol, polyol (for

example, glycerol, dimethyl sulfoxide (DMSO), propylene glycol, and liquid polyethylene glycol, and the like suitable mixtures thereof, and vegetable oils. The proper fluidity can be maintained for example, by the use of a coating such as lecithin, by the maintenance of the required particle size in the case of dispersion and by the use of surfactants. The prevention of the action of microorganisms can be brought about by various antibacterial and antifungal agents, for example, parabens, chlorocutanol, phenol, sorbic acid, thimerosal, and the like. In many cases, it will be preferable to include isotonic agents, for example, sugars or sodium chloride. Prolonged absorption of the injectable compositions can be brought about by the use in the compositions of agents delaying absorption, for example, aluminum monostearate and gelatin.

Sterile injectable solutions are prepared by incorporating the active ingredient or ingredients in the required amount in the appropriate solvent with various of the other ingredients enumerated above, as required followed by filtered sterilization. Generally, dispersions are prepared by incorporating the various sterilized active ingredients into a sterile vehicle which contains the basic dispersion medium and the required other ingredients from those enumerated above. In the case of sterile powders for the preparation of sterile injectable solutions, the preferred methods of preparation are vacuum drying and the freeze-drying technique which yield a powder of the active ingredient plus any additional desired ingredient from a previously sterile-filtered solution thereof.

Pharmaceutical formulations suitable for oral administration may conveniently be presented as discrete units such as capsules, cachets or tablets each containing a predetermined amount of the active ingredient; as a powder or granules; as a solution; as a suspension; or as an emulsion. The active ingredient may also be presented as a bolus, electuary or paste. Tablets and capsules for oral administration may contain conventional excipients such as binding agents, fillers, lubricants, disintegrants, or wetting agents. The tablets may be coated according to methods well known in the art. Oral liquid preparations may be in the form of, for example, aqueous or oily suspensions, solutions, emulsions, syrups or elixirs, or may be presented as a dry product for constitution with water or other suitable vehicle before use. Such liquid preparations may contain conventional additives such as suspending agents, emulsifying agents, non-aqueous vehicles (which may include edible oils) or preservatives.

As used herein, the expression "pharmaceutically acceptable carrier" includes any and all solvents, dispersion media, coatings, antibacterial and antifungal agents, isotonic and absorption delaying agents and the like. The use of such media and agents for pharmaceutically active substances is well known in the art. Except insofar as any conventional media or agent is incompatible with the active ingredient, its use in the present compositions is contemplated. Supplementary active ingredients can be incorporated into the inventive compositions.

It is especially advantageous to formulate compositions in dosage unit form for ease of

administration and uniformity of dosage. Dosage unit form as used in the specification and claims herein refers to physically discrete units suited as unitary dosages for the animal subjects to be treated, each unit containing a predetermined quantity of active material calculated to produce the desired therapeutic effect in association with the required pharmaceutical carrier. The specification for the novel dosage unit forms of the invention are dictated by and directly dependent on (a) the unique characteristics of the active material and the particular therapeutic effect to be achieved and (b) the limitations inherent in the art of compounding such an active material for the treatment of disease in living subjects having a diseased condition in which bodily health is impaired as disclosed in detail in this specification.

The dosage of the principal active ingredient for the treatment of the indicated conditions depends upon the age, weight and condition of the subject being treated; the particular condition and its severity; the particular form of the active ingredient, the potency of the active ingredient, and the route of administration. A daily dose of from about 0.01 to about 100 mg/kg of body weight given singly or in divided doses of up to 5 times a day or by continuous infusion embraces the effective range for the treatment of most conditions for which the novel compounds are effective and substantially non-toxic. For a 75 kg subject, this translates into between about .75 and about 7500 mg/day. If the dosage is divided for example, into three individual dosages, these will range from about .25 to about

2500 mg. of the active ingredient. The preferred range is from about 0.1 to about 50 mg/kg of body weight/day with about 0.2 to about 30 mg/kg of body weight/day being more preferred.

The principal active ingredient is compounded for convenient and effective administration in effective amounts with a suitable pharmaceutically-acceptable carrier in dosage unit form as hereinbefore disclosed. A unit dosage form can, for example, contain the principal active ingredient in amounts ranging from about 0.1 to about 1000 mg., with from about 1.0 to about 500 mg. being preferred. Expressed in proportions, the active ingredient is generally present in from about 0.1 to about 500 mg/ml of carrier. In the case of compositions containing supplementary active ingredients, the dosages are determined by reference to the usual dose and manner of administration of the said ingredients.

Antitumor treatment comprises the administration of any of the compounds of this invention in an acceptable pharmaceutical formulation at the effective therapeutic dosage. It is understood that chemotherapy can require the use of any of the compounds of this invention bound to an agent which facilitates targeting the compound to the tumor cells. The agent may be chosen from, for example, monoclonal or polyclonal antibodies, proteins and liposomes. The compounds of this invention could also be administered as monomeric, dimeric or oligomeric metal chelate complexes with, for example iron, magnesium or calcium.

The compounds of the invention exhibit antitumor or anticancer activity, most notably, antitumor or

anticancer activity with human breast cancer, leukemia, colon cancer, lung cancer, renal cancer, ovarian cancer, CNS cancer and melanoma. This list of conditions is however not exclusive, and it is believed that the compounds of the invention will exhibit activity against other tumors and cancers, such as for example pancreatic cancer and bladder cancer.

Certain of the above-described intermediates employed in the synthesis of compounds of the invention are also of interest from a pharmacological standpoint. Compounds believed to possess antibacterial, antifungal, antiviral, antitumor and anticancer activity include the compounds of formula (11), as well as the compounds (16), (17), (17A), (18), (19), (21), (22), (23), (24), (25), (26), (27), (29), (30), (32), (33), (34), (36), (37) and (38) through (41). As with the compounds (11), the intermediates are preferably administered as a pharmaceutical composition for the treatment of the conditions listed above, and may be administered in the dosages noted above for the compounds (11). Moreover, the intermediates may be administered as pharmaceutically acceptable salts or as metal chelate complexes where appropriate, and may be administered in admixture with other of the intermediates compounds, and/or with compounds of the formula (11), and/or with one or more of the therapeutic agents or agents targeting cancer or tumor cells.

#### EXAMPLES

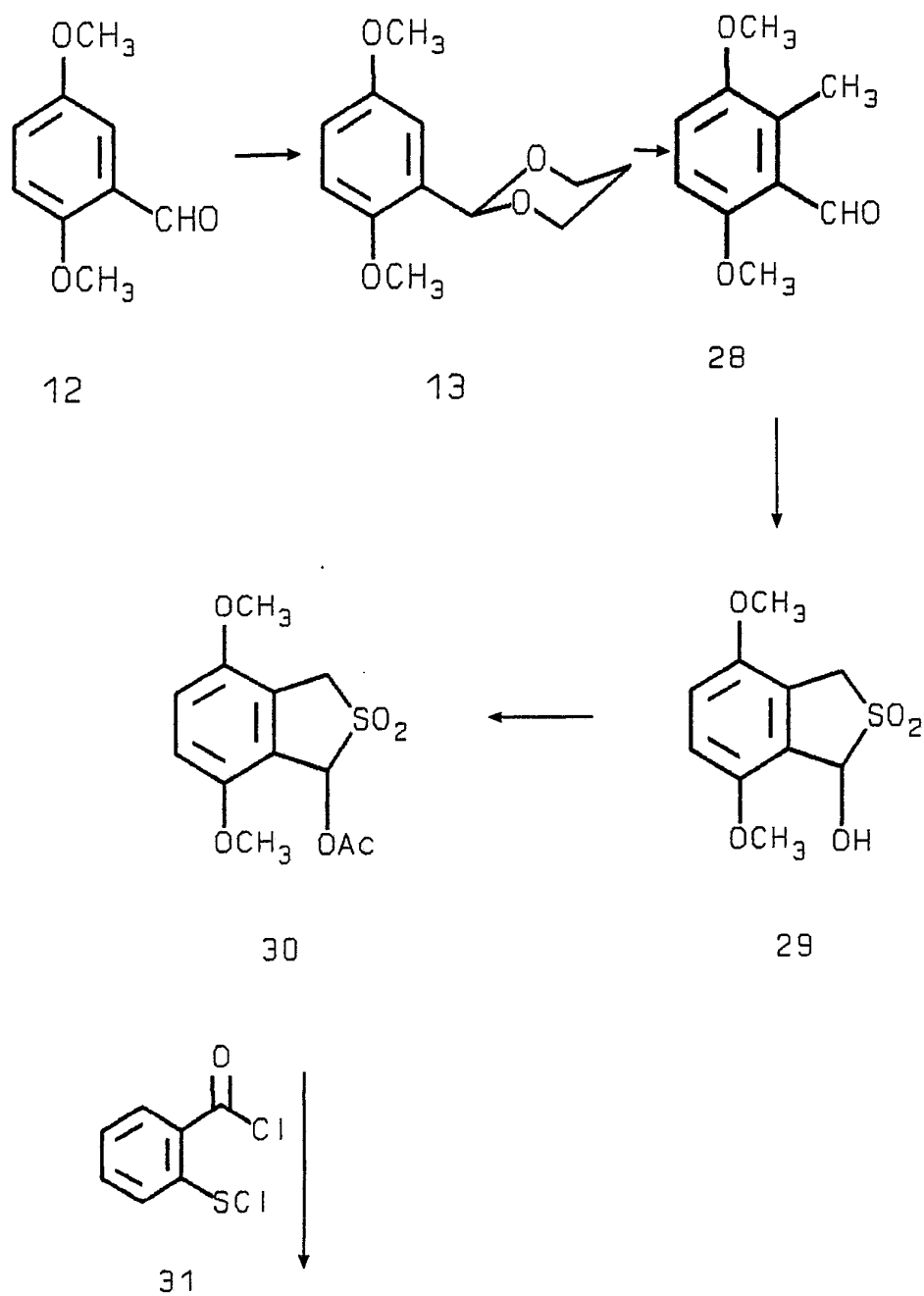
The invention will now be described with

reference to Scheme III in the following non-limiting examples. All temperatures are in degrees Celsius.



44

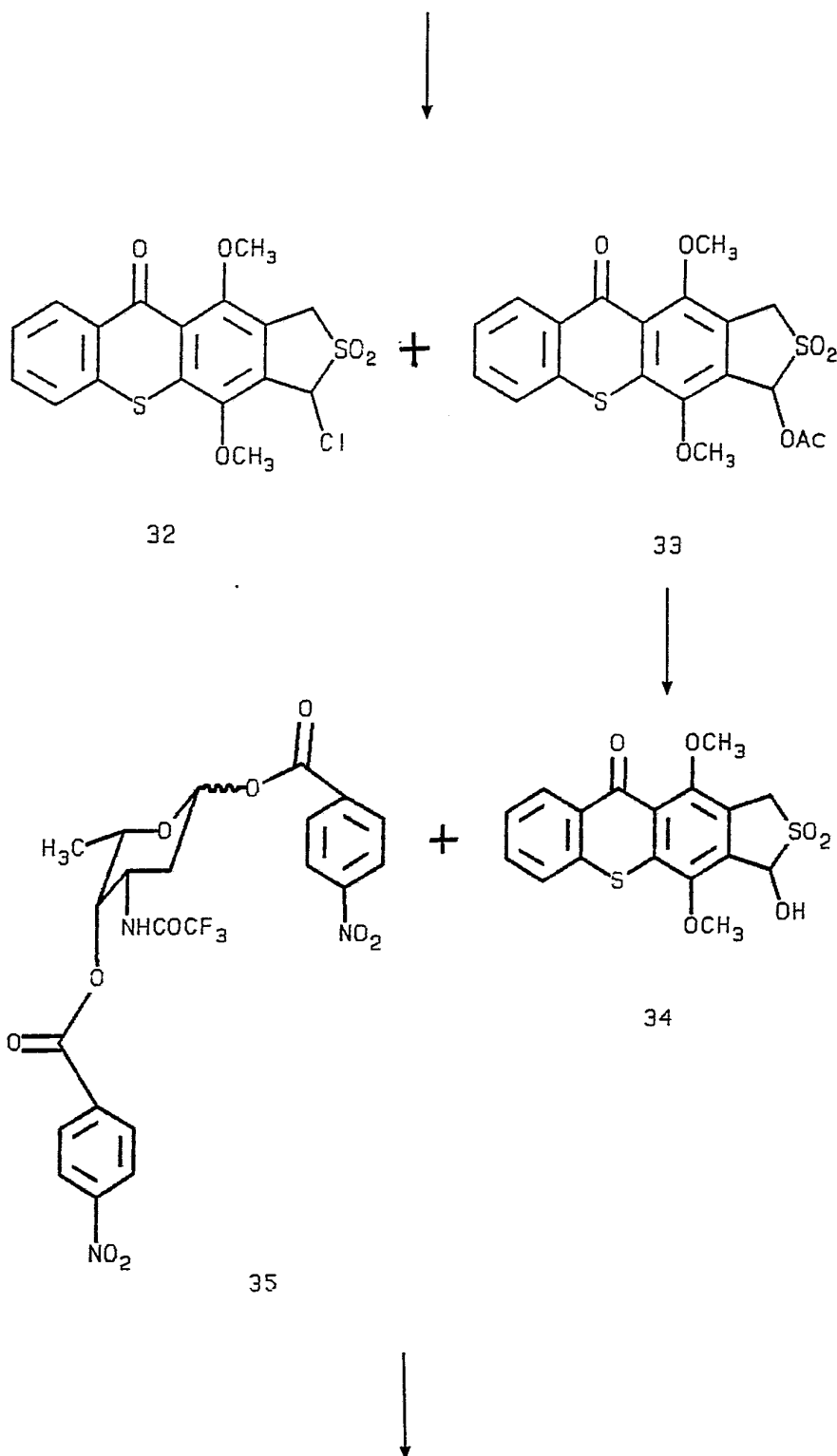
## SCHEME III



SUBSTITUTE SHEET

44/1

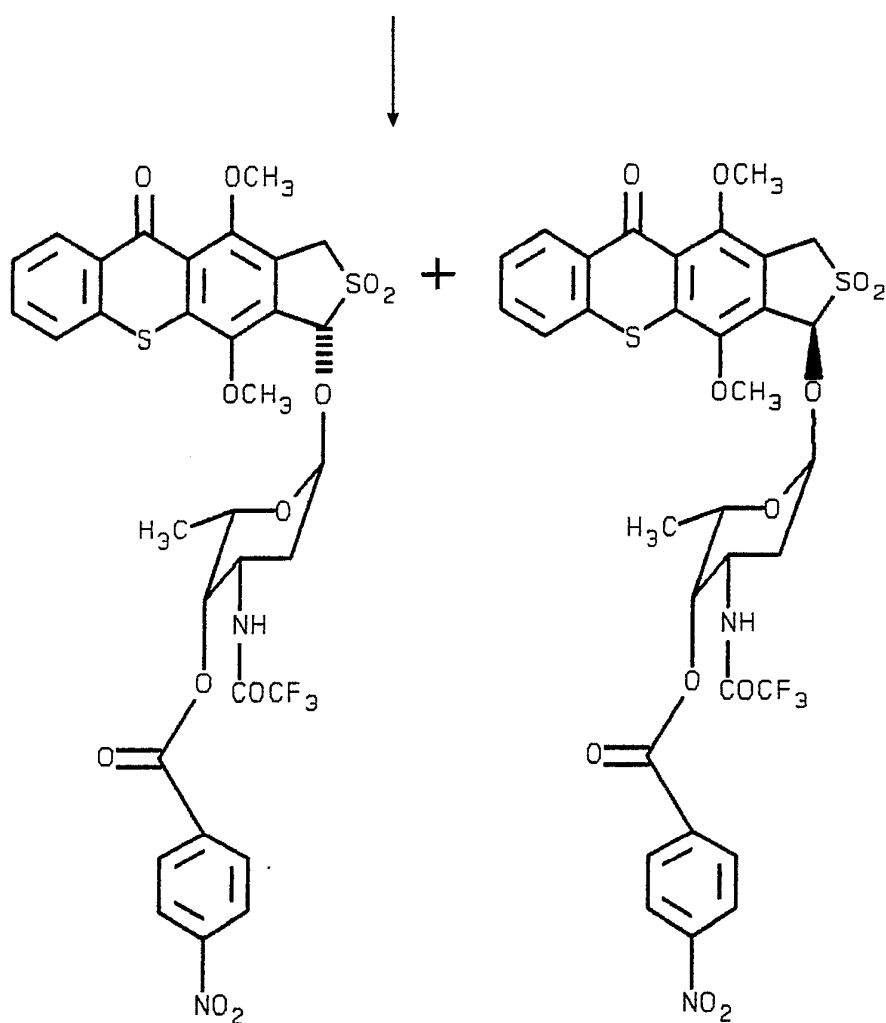
## SCHEME III (continued)



SUBSTITUTE SHEET

44/2

## SCHEME III (continued)



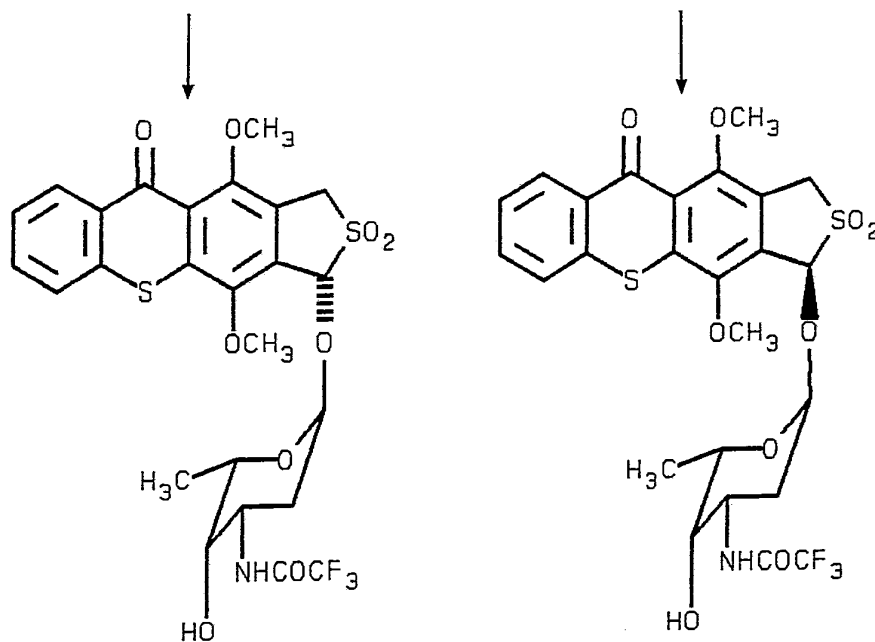
36

37

SUBSTITUTE SHEET

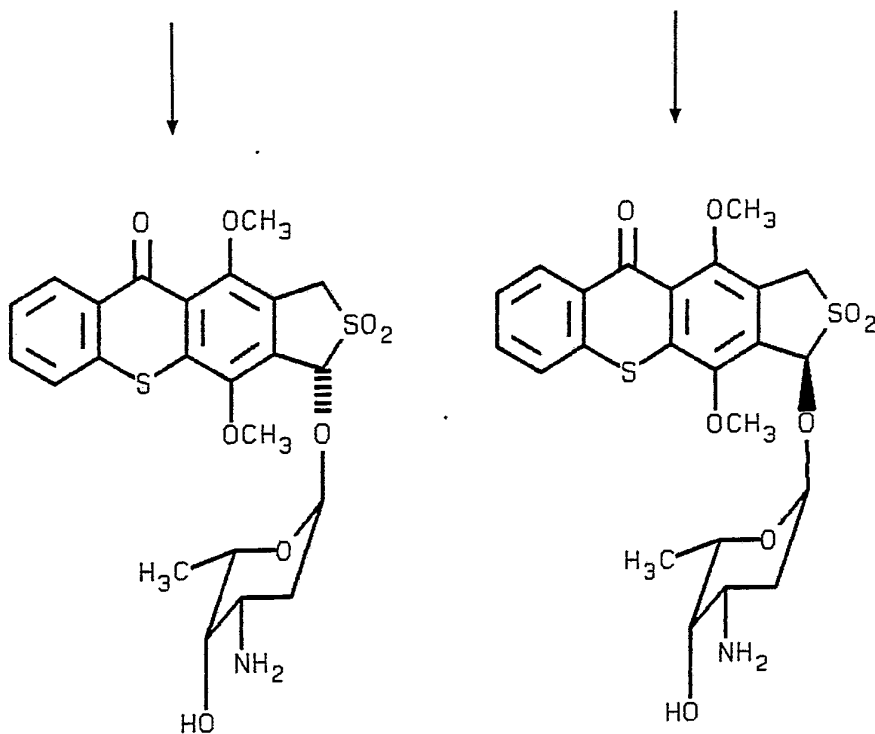
44/3

## SCHEME III (continued)



38

40



39

41

SUBSTITUTE SHEET

Example 1

4,11-Dimethoxy-1-hydroxy-5-oxo-5-H-1,3-dihydro-thioxantheno [2,3-c] thiophene-2,2-dioxide (34)

Step 1: 2,5-Dimethoxybenzaldehydedioxane acetal (13)

A solution containing 200g (1.2 mole) of 2,5-dimethoxybenzaldehyde (12), 150g (2.0 mole) of 1,3-propanediol, and 1.0g of p-toluenesulfonic acid in 1.0 l of benzene was refluxed until no more water could be isolated in the Dean-Stark water separator (6 hours). The reaction mixture was then cooled and washed with 400 ml of saturated aqueous sodium bicarbonate, 200 ml of water and 200 ml of saturated aqueous sodium chloride. The organic layer was then dried over  $\text{MgSO}_4$  and the solvent was removed in vacuo. Distillation of the residue under reduced pressure (B.P.  $167^\circ\text{C}$  at 1 mmHg) gave 263.7g (98% yield) of a slightly yellow oil characterised as 2,5-dimethoxybenzaldehydedioxane acetal (13).  $^1\text{H}$  NMR (200 MHz,  $\text{CDCl}_3$ )  $\delta$ : 1.40 (d m, 1H,  $\text{HCHa}$ ), 2.24 (m, 1H,  $\text{HCHe}$ ), 3.77 (s, 3H,  $\text{OCH}_3$ ), 3.78 (s, 3H,  $\text{OCH}_3$ ), 4.00 (dt, 2H, O-  $\text{HCHa}$ ), 4.24 (dd, 2H, O- $\text{HCHe}$ ), 5.84 (s, 1H, O-CH-O), 6.82 (dd, 2H, ArH), 7.19 (d, 1H, ArH).

Step 2: 2,5-Dimethoxy-6-methylbenzaldehyde (28)

To a cooled ( $-40^\circ\text{C}$ ) solution containing 84.0g

(0.37 mole) of 2,5-dimethoxybenzaldehydedioxane acetal (13) in 2.0 l of dry diethylether was added with stirring and under argon 240 ml of a 2.5M n-butyl lithium solution in hexane. The mixture was stirred for four hours at  $-25^{\circ}\text{C}$  and then 24 hours at  $-10^{\circ}\text{C}$ . Then to the cooled ( $-25^{\circ}\text{C}$ ) stirred reaction mixture under argon was added 90.0g of methyl iodide and stirred overnight at room temperature. The solution was then washed twice with 300 ml of water, once with 300 ml of saturated sodium chloride and dried over  $\text{MgSO}_4$ . The organic solvent was evaporated and the residue was dissolved in 500 ml of ether and stirred for 1-1/2 hours with 500 ml of 1N aqueous HCl. The organic layer was separated and washed twice with 200 ml water, once with 200 ml of brine and dried over  $\text{MgSO}_4$ . Evaporation of the solvent gave a yellow oil which was flash chromatographed with 2.5% ethyl acetate in toluene. A 67% yield (45g) of 2,5-dimethoxy-6-methylbenzaldehyde (28) was obtained (MP:  $61-61.5^{\circ}\text{C}$ ).  $^1\text{H}$  NMR (200 MHz,  $\text{CDCl}_3$ )  $\delta$ : 2.46 (s, 3H,  $\text{CH}_3$ ), 3.78 (s, 3H,  $\text{OCH}_3$ ), 3.83 (s, 3H,  $\text{OCH}_3$ ), 6.90 (dd, 2H, ArH), 10.58 (s, 1H, CHO).

Step 3: 4,7-dimethoxy-1-hydroxy-1,3-dihydrobenzo  
[c] thiophen-2,2-dioxide (29)

Procedure 1: Under an argon atmosphere, a deoxygenated solution containing 1.60g (8.9 mmole) of 2,5-dimethoxy-6-methylbenzaldehyde (28), 11.0g of  $\text{SO}_2$  in 100 ml of thiophene free benzene was irradiated at 350 nm for 36 hours. The precipitated

crystals (2.01 g 93% yield) were filtered and found sufficiently pure for further use.

Procedure 2: For larger scale, under argon, a deoxygenated solution containing 10.0 g (55.5 mmole) of 2,5-dimethoxy-6-methylbenzaldehyde, 50g of SO<sub>2</sub> in 600 ml of thiophene free benzene was irradiated with a medium pressure mercury immersion lamp with pyrex filtration for four days. The resulting sludge was extracted three times with 400 ml of 1N NaOH and the combined aqueous layer was washed twice with 200 ml of methylene chloride. The aqueous layer was then neutralised with concentrated aqueous HCl and the resulting mixture was then extracted three times with 500 ml of methylene chloride. The combined organic layer was then washed once with 200 ml water, 200 ml of saturated aqueous sodium bicarbonate, 200 ml of water, 200 ml of brine, and then dried over MgSO<sub>4</sub>. Following evaporation of solvent, 11.2g (83%) of pure 5,8-dimethoxy-1-hydroxy-1,3-dihydrobenzo [c] thiophene-2,2-dioxide (29) was obtained (MP: 140°C decomposes) <sup>1</sup>H NMR (200MHz, CDCl<sub>3</sub>) δ: 3.57 (s, 3H, OCH<sub>3</sub>), 3.60 (s, 3H, OCH<sub>3</sub>), 4.44 (dd, 2H, CH<sub>2</sub>), 5.65 (s, 1H, CH), 6.85 (dd, 2H, ArH).

Step 4: 4,7-Dimethoxy-1-acetoxy-1,3-dihydrobenzo [2,3-c] thiophene-2,2-dioxide (30)

To a stirred suspension containing 2.928g (12 mmol) of hydroxysulfone (29) in 200 ml of acetic anhydride was added one drop of concentrated sulfuric acid. Stirring was continued for four hours under

argon, the precipitate was filtered, then washed with water and air dried. Flash chromatography from 10% ethyl acetate in toluene of the precipitate gave the acetoxysulfone in 87% yield (2.98g). MP:227.5-228.5°C (decomposes).  $^1\text{H}$  NMR (200 MHz,  $\text{CDCl}_3$ )  $\delta$ : 2.23 (s, 3H,  $\text{COCH}_3$ ), 3.82 (s, 6H,  $2\text{XOCH}_3$ ), 4.27 (dd, 2H,  $J=16.5$  Hz,  $\text{CH}_2$ ), 6.72 (s, 1H, CH), 6.9 (dd, 2H,  $J=9.7$  Hz, ArH). CMR (75.44 MHz,  $\text{CDCl}_3$ )  $\delta$ : 20.4,  $\text{CH}_3$ ; 51.0,  $\text{CH}_2$ ; 52.2, 55.9,  $\text{ArOCH}_3$ ; 103.8, CH; 111.0, 113.2, aryl CH; 121.9, 122.6, 151.4, 151.6, aryl C; 169.1, C=O. IR (KBr)  $\nu_{\text{Max}}$ : 1758, ester C=O; 1323, 1190,  $\text{SO}_2$ . MS (EI, 70eV, 60°C) m/e: 286 (2.3,  $\text{M}^+$ ), 255 (3,  $\text{M}^+ - \text{OCH}_3$ ), 222 (16,  $\text{M}^+ - \text{SO}_2$ ), 194 (24,  $\text{M}^+ - \text{SO}_2 - \text{C}_2\text{H}_4\text{O}$ ). HRMS calculated for  $\text{C}_{10}\text{H}_{14}\text{O}_6\text{S}$ : [ $\text{M}^+$ ] 286.0511 found 286.0507.

Step 5: 4,11-Dimethoxy-1-acetoxy-5-oxo-  
5-H-1,3-dihydrothioxantheno [2,3-c]  
thiophene-2,2-dioxide (33) and

4,11-Dimethoxy-1-chloro-5-oxo-  
5-H-1,3-dihydrothioxantheno [2,3-c]  
thiophene-2,2-dioxide (32)

Following a modification of Honek's procedure (supra), 1.37g (4.8mmol) of benzosulfone acetate (30) prepared as above was added under argon to a solution containing 1.91g (9.4mmol) of o-chlorosulfonyl benzoylchloride (31) and 5.0 ml of  $\text{SnCl}_4$  in 25 ml of dichloromethane. After stirring at room temperature for 24 hours, the mixture was thrown in 50g of ice, diluted with 100 ml of dichloromethane, and the separated organic phase was washed



consecutively with 50 ml aliquots of water, saturated sodium bicarbonate, water, brine, and then dried over  $\text{MgSO}_4$ . After evaporation of solvent, flash chromatography of the residue (ethylacetate-toluene) gave the starting material (165mg, 12% yield), as well as the following compounds:

Thioxanthone (33) (282mg, 14% yield) MP: 190-195°C decomposes.  $^1\text{H}$  NMR (200 MHz,  $\text{CDCl}_3$ ),  $\delta$ : 2.29 (s, 3H,  $\text{CH}_3$ ), 3.97 (s, 3H,  $\text{OCH}_3$ ), 4.01 (s, 3H,  $\text{OCH}_3$ ), 4.47 (dd, 2H,  $J=16.0$  Hz,  $\text{CH}_2$ ), 6.83 (s, 1H, CH), 7.60 (m, 3H, ArH), 8.47 (d, 1H,  $J=6.0$  Hz, ArH). CMR (75.44 MHz,  $\text{CDCl}_3$ )  $\delta$ : 20.4,  $\text{CH}_3$ ; 51.9,  $\text{CH}_2$ ; 62.1, 62.2,  $\text{OCH}_3$ ; 82.1, CH; 126.0, 127.0, 129.6, 132.6, aryl CH; 124.9, 125.6, 127.6, 130.7, 134.9, 135.1, 149.3, 155.2, aryl C; 168.5, ester C=O; 179.9, thioxanthone C=O. IR (ft,  $\text{CDCl}_3$ )  $\nu_{\text{MAX}}$ : 1766, ester C=O; 1645, thioxanthyl C=O. MS (EI, 70eV, 225°C) m/e: 420 (41,  $\text{M}^+$ ), 356 (62,  $\text{M}^+ - \text{SO}_2$ ), 313 (56,  $\text{M}^+ - \text{SO}_2 - \text{C}_2\text{H}_3\text{O}$ ).

Thioxanthone (32) (218mg, 11% yield) MP: 242-244°C decomposes.  $^1\text{H}$  NMR (200 MHz,  $\text{CDCl}_3$ )  $\delta$ : 4.00 (s, 3H,  $\text{OCH}_3$ ), 4.15 (s, 3H,  $\text{OCH}_3$ ), 4.56 (dd, 2H,  $J=15.5$  Hz,  $\text{CH}_2$ ), 5.94 (s, 1H, CHCl), 7.63 (m, 3H, ArH), 8.49 (dd, 1H,  $J=1.6, 7.9$  Hz, ArH). IR (KBr)  $\nu_{\text{MAX}}$ : 1650, thioxanthone C=O; 1323, 1190,  $\text{SO}_2$ ; 810, C-Cl. MS (EI, 70eV, 230°C) m/e 396 (49,  $\text{M}^+$ ), 332 (59,  $\text{M}^+ - \text{SO}_2$ ).

The respective (1R) and (1S) stereoisomers can be obtained using conventional techniques.

Step 6: 4,11-Dimethoxy-1-hydroxy-5-oxo-  
5-H-1,3-dihydrothioxantheno [2,3-c]  
thiophene-2,2-dioxide (34)

Procedure A:

A solution containing 425mg (1.0 mmol) of 1-acetoxythioxanthosulfone (33), prepared as above, in 50 ml of tetrahydrofuran was stirred at room temperature with 15 ml of 1M aqueous NaOH for five minutes. The reaction mixture became cloudy at first but gradually turned yellow. The mixture was then diluted with 150 ml of water, extracted twice with dichloromethane to remove organic impurities, and the organic layers were discarded. The aqueous layer was then neutralized with 12M HCl and re-extracted three times with 100 ml of dichloromethane. The combined organic layers were washed successively once with 50 ml of water, 50 ml of brine, and then dried over  $\text{MgSO}_4$ . Evaporation of solvent gave 375mg (99% yield) of 1-hydroxythioxanthosulfone (34). MP: 148-150°C decomposes.  $^1\text{NMR}$  (200 MHz,  $\text{CDCl}_3$ )  $\delta$ : 3.36 (broad s, 1H exchangeable, OH), 3.82 (s, 3H,  $\text{OCH}_3$ ), 4.03 (s, 3H,  $\text{OCH}_3$ ), 4.54 (bs, 2H,  $\text{CH}_2$ ), 5.83 (bs, 1H, CH), 7.57 (bt, 1H, ArH), 7.80 (m, 2H, ArH), 8.32 (bd, 1H,  $J=8.1$  Hz). IR (FT,  $\text{CDCl}_3$ )  $\nu_{\text{MAX}}$ : 3350-3600, bs, OH; 1676, thioxanthone C=O; 1289, 1183,  $\text{SO}_2$ .

Procedure B:

The same procedure as described above but carried out with 147mg (3.7 mmol) of 1-chlorothioxanthosulfone (32) gave 118 mg (76% yield) of compound (34).

The respective stereoisomers (1R) and (1S) of

compound (34) are obtained using conventional techniques.

### Example 2

(1S) and (1R) 1-(4'-O-p-nitrobenzoyl-N-trifluoroacyl daunosamine)-4,11-dimethoxy-5-oxo-5-H-1,3-dihydrothioxantheno [2,3-c] thiophene-2,2-dioxide (36) and (37)

Following a modification of the procedure of Kimura et al, Chemistry Letters, 501 (1984), 0.70 ml (2.6 mmol) of trimethylsilyl trifluoromethane sulfonate was added dropwise, at -25°C and under argon, to a mixture containing 0.70g (1.3 mmol) of protected daunosamine (35), 1g of 4A molecular sieves in 100 ml of a 1:3 ether/dichloromethane solvent system. After stirring at -5°C for one hour, the mixture was cooled to -10°C, and a solution containing 400 mg (1.1 mmol) of thioxanthone (34) in 50 ml of dichloromethane was transferred under argon over one minute. The resulting mixture was stirred overnight and then added to 100 ml of a 1:1 saturated aqueous sodium bicarbonate-ethylacetate solvent system. The organic phase was separated and the aqueous layer was extracted twice with 50 ml of dichloromethane. The combined organic layer was washed successively with 100 ml of water, 100 ml of brine and then dried over MgSO. Evaporation of solvents yielded a yellow residue which was flash chromatographed with 10% ethylacetate in toluene. The first collected fraction (39% yield) is arbitrarily assigned as compound (36). (MP: 140-144°C decomposes). <sup>1</sup>H NMR (200 MHz, CDCl<sub>3</sub>) δ:1.22 (d.

3H,  $J=6.5\text{Hz}$ ,  $\text{CH}_3$ ), 2.16 (m, 2H,  $2'\text{-CH}_3$ ), 3.87 (s, 3H,  $\text{OCH}_3$ ), 3.99 (s, 3H,  $\text{OCH}_3$ ), 4.36 (bs, 2H,  $\text{CH}_3$ ), 4.48 (overlapped m, 2H,  $\text{CHNH}$  and  $\text{CHCH}_3$ ), 5.38 (bs, 1H,  $\text{OCH}$ ), 5.71 (bs, 1H,  $\text{O-CH-O}$ ), 5.76 (s, 1H,  $\text{OCHSO}_2$ ), 6.96 (bd, 1H,  $J=7.0\text{Hz.NH}$ ), 7.40-7.65 (m, 3H,  $\text{ArH}$ ), 8.14 (bs, 4H,  $\text{ArH}$ ), 8.32 (d, 1H,  $J=6.88\text{HzArH}$ ). CMR (75.44 MHz,  $\text{CDCl}_3$ )  $\delta$ : 17.0,  $6'\text{-CH}_3$ ; 29.0,  $2'\text{-CH}_2$ ; 44.8,  $3'\text{-CHNH}$ ; 50.6,  $\text{CH}_2\text{SO}_2$ ; 62.1, 62.2,  $\text{ArOCH}_3$ ; 66.6,  $\text{OCHCH}_3$ ; 71.3,  $4'\text{-OCH}$ ; 85.7  $\text{OCHSO}_2$ ; 97.0,  $\text{O-CH-O}$ ; 115.4, quartet,  $J=287.8\text{ Hz}$ ,  $\text{CF}_3$ ; 123.6, 130.9,  $p\text{-nitrobenzoyl CH}$ ; 125.9, 127.0, 129.4, 132.5, thioxanthone, CH; 124.9, 125.5, 128.1, 128.9, 134.4, 134.7, 135.1, 148.9, 150.6, 155.4, aryl C; 157.0, quartet,  $J=37.7\text{ Hz}$ ,  $\text{COCF}_3$ ; 164.3, ester  $\text{C=O}$ ; 179.8, thioxanthone  $\text{C=O}$ . The more polar epimer (38% yield) assigned as (37), had: (MP:  $147\text{-}148^\circ\text{C}$  - decomposes).  $^1\text{H}$  NMR (200 MHz,  $\text{CDCl}_3$ )  $\delta$ : 1.18 (d, 3H,  $J=6.4\text{Hz}$ ,  $\text{CH}_3$ ), 2.15 (m, 2H,  $2'\text{-CH}_2$ ), 3.87 (s, 3H,  $\text{OCH}_3$ ), 3.98 (s, 3H,  $\text{OCH}_3$ ), 4.37 (bs, 2H,  $\text{CH}_2\text{SO}_2$ ), 4.69 (m, 1H,  $\text{CHNH}$ ), 4.77 (bq, 1H  $J=6.6\text{ Hz}$ ,  $\text{CHCH}_3$ ), 5.38 (bs, 1H,  $\text{OCH}$ ), 5.50 (bs, 1H,  $\text{O-CH-O}$ ), 5.69 (s, 1H,  $\text{OCHSO}_2$ ), 6.74 (d, 1H,  $J=7.3\text{Hz,NH}$ ), 7.40-7.64 (m, 3H,  $\text{ArH}$ ), 8.17 (s, 4H,  $\text{ArH}$ ), 8.33 (d, 1H,  $J=8.0\text{Hz}$ ,  $\text{ArH}$ ). CMR (75.44 MHz  $\text{CDCl}_3$ )  $\delta$ : 16.8,  $6'\text{-CH}_3$ ; 29.5,  $2'\text{-CH}_2$ ; 45.6,  $3'\text{-CHNH}$ ; 51.1,  $\text{CH}_2\text{SO}_2$ ; 61.9, 62.2,  $\text{ArOCH}_3$ ; 67.2,  $\text{OCHCH}_3$ ; 72.1,  $4'\text{-OCH}$ ; 89.0,  $\text{OCHSO}_2$ ; 99.3,  $\text{O-CH-O}$ ; 117.3, quartet,  $J=287.7\text{Hz}$ ,  $\text{CF}_3$ ; 123.8, 131.0,  $p\text{-nitrobenzoyl CH}$ ; 126.0, 127.1, 129.5, 132.6, thioxanthone CH; 124.2, 125.2, 128.2, 130.0, 132.6, 134.3, 134.7, 148.9, 150.8, 155.5 aryl C; 157.8, quartet,  $J=37.5\text{Hz}$ ,  $\text{COCF}_3$ ; 164.8, ester  $\text{C=O}$ , 179.9 thioxanthone  $\text{C=O}$ .

Example 3

(1S) 1-(N-trifluoroacetyl)daunosamine)-4,11-dimethoxy-5-oxo-5-H-1,3-dihydrothioxantheno [2,3-c] thiophene-2, 2-dioxide (38)

To a solution containing 88 mg (0.12 mmol) of glycoside (36) in 5 ml of methanol was added under argon at 0°C, 0.01 ml of a 1M methanolic sodium methoxide solution. After stirring for 0.5 hr three drops of saturated aqueous ammonium chloride were added, and the reaction mixture was evaporated to dryness. The residue was dissolved in dichloromethane and the undissolved white solid was filtered off. The filtrate was evaporated to give a yellow residue to which was added 0.5 ml of CH<sub>2</sub>Cl<sub>2</sub> for dissolution, followed by 30 ml of pentane. Filtration of the suspension gave a yellow precipitate found to be almost pure (38). Flash chromatography using 20% ethyl acetate in toluene gave 55 mg (78% yield) of (1S) thioxanthyl glycoside (38). (MP: 150-155°C - decomposes). <sup>1</sup>H NMR (300 MHz, CDCl<sub>3</sub>) δ: 1.40 (d, 3H, J=6.5Hz, CH<sub>3</sub>), 1.96 (dt, 1H, J=3.8, 13.4 Hz, 2'-HCH<sub>a</sub>), 2.14 (dd, 1H, J=5.0, 13.5 Hz, 2'-HCH<sub>e</sub>), 3.66 (bs, 1H, 4'-OCH), 4.01 (s, 3H, OCH<sub>3</sub>), 4.07 (s, 3H, OCH<sub>3</sub>), 4.37 (overlapped m, 2H, 3'-CH and 5'-OCH), 4.46 (d, 2H, CH<sub>2</sub>SO<sub>2</sub>), 5.71 (bd, 1H, J<3.1Hz, O-CH-O), 5.88 (s, 1H, O-CHSO<sub>2</sub>), 6.80 (bd, 1H, J=8.7Hz, NH), 7.50-7.70 (m, 3H, ArH), 8.50 (dd, 1H, J=0.8, 7.5Hz, ArH). CMR (75.44 MHz, CDCl<sub>3</sub>) δ 16.7, 6'-CH<sub>3</sub>: 28.5, 2'-CH<sub>2</sub>: 45.4, 3'-CH: 50.4, CH<sub>2</sub>SO<sub>2</sub>: 62.2, 2XArOCH<sub>3</sub>: 67.3, 5'-CH: 68.7, 4'-CH: 85.3, OCHSO<sub>2</sub>: 96.8, O-CH-O;

117.7 quartet,  $J=285.9\text{Hz}$ ,  $\text{CF}_3$ ; 125.4, 129.2, 129.8, 132.7, aryl CH; 126.1, 127.2, 128.4, 129.7, 130.9, 134.9, 149.2, 155.8, aryl C; 156.5, quartet,  $J=37.5\text{Hz}$ ,  $\text{COCH}_3$ ; 180.3,  $\text{C=O}$ .

#### Example 4

(1S) 1-daunosamine-4-11-dimethoxy-5-oxo-5-H-1,3-dihydrothioxantheno [2,3-c] thiophene-2,2-dioxide  
(39)

A solution containing 30 mg (0.05 mmol) of glycoside (38) in 1 ml of THF was stirred for 0.5 hr at room temperature with 10 ml of a 0.1M aqueous NaOH solution. The reaction mixture was then neutralized with 1M aqueous HCl and evaporated to dryness. The residue was then stirred with 5 ml of dichloromethane, then filtered and the precipitate was triturated three times with ethylacetate. The combined organic filtrate was evaporated to dryness. Recrystallization of the residue from dichloromethane pentane gave 20.5 mg (81% yield) of thioxanthylglycoside (39) (BCH-255). (MP: 139-141°C decomposes).  $^1\text{H}$  NMR (300 MHz,  $\text{CDCl}_3$ )  $\delta$ : 1.21 (bd, 3H,  $J=6.4\text{ Hz}$ , 6'- $\text{CH}_3$ ), 2.12 (m, 2H, 2'- $\text{CH}_2$ ), 3.62 (bs, 1H, 4' -OCH), 3.83 (s, 3H,  $\text{OCH}_3$ ), 3.93 (s, 3H,  $\text{OCH}_3$ ), 4.11 (m, 1H, 3'-CH), 4.27 (m, 5'-OCH), 4.34 (bs, 2H, O-CH- $\text{SO}_2$ ), 5.58 (bs, 1H, O-CH-O), 5.77 (s, 1H, O-CH- $\text{SO}_2$ ), 7.35 - 7.55 (m, 3H, ArH), 7.90 (bs, 2H,  $\text{NH}_2$ ), 8.33 (d, 1H,  $J=7.7\text{Hz}$ , ArH).

### Example 5

(1R) 1-(N-trifluoroacetyl)daunosamine)-4,11-dimethoxy-5-oxo-5-H-1,3-dihydrothioxantheno [2,3-c] thiophene-2,2-dioxide (40)

Following the procedure described for compound (38), 15 mg (74% yield) of (1R) thioxanthyl glycoside (40) was obtained from the catalytic methanolysis of 22 mg (0.04 mmol) of (37), (MP: 144-148°C - decomposes). <sup>1</sup>H NMR (300 MHz, CDCl<sub>3</sub>)

δ: 1.32 (d, 3H, J=6.6Hz, 6'-CH<sub>3</sub>), 1.96 (dt, 1H, J=3.9, 13.5Hz, 2'-HCHa), 2.10 (dd, 1H, J=5.4, 13.6Hz, 2'-HCHb), 3.72 (bs, 1H, 4'-OCH), 3.98 (s, 3H, OCH<sub>3</sub>), 4.03 (s, 3H, OCH<sub>3</sub>), 4.44 (s, 2H, CH<sub>2</sub>SO<sub>2</sub>), 4.47 (m, 1H, 3'-CH), 4.66 (bq, 1H, J=6.6Hz, 5'-CH), 5.44 (bd, 1H, J < 3.5Hz, O-CH-O), 5.73 (s, 3H, OCHSO<sub>2</sub>), 6.79 (bd, 1H, J=8.5Hz, NH), 7.5 - 7.55 (m, 3H, ArH), 8.48 (dd, 1H, J=1.3, 8.0Hz, ArH).

The (1R) isomer of the compound (39), i.e. compound (41), may be synthesized by treating the (1R) compound (40) with sodium hydroxide according to the above technique.

### Example 6

#### Antitumor Activity

BCH-255 (compound 39) was subjected to an in vitro cytotoxicity evaluation against 59 tumor cell lines to assess its potential as an anticancer drug. These assays were carried out at the Developmental

Therapeutics Program, Division of Cancer Treatment, National Cancer Institute (Bethesda, Maryland, USA). The method consists of incubating varying concentrations of the drug with an inoculum of cells for two days. At the end of the assay, the number of viable cells is estimated with a dye, sulforhodamine B. The protocol is described in M.R. Boyd, "Status of the NCI Preclinical Antitumor Drug Discovery Screen", Principles and Practices of Oncology, 3, pp. 1-12, 1989.

There are three parameters calculated:  $GI_{50}$ , the log molar concentration of drug required to inhibit cell growth by 50%; TGI, the log molar concentration of drug required to completely block cell growth;  $LC_{50}$ , the log molar concentration of drug required to reduce the original cell number by 50%. It should be noted that the first two parameters ( $GI_{50}$  and TGI) relate to antiproliferation effects while the third one ( $LC_{50}$ ) indicates true cytotoxicity. The results are presented in the Table below.



**ANTIPROLIFERATIVE AND CYTOTOXIC EFFECTS OF  
BCN-255 IN TUMOR CELL LINES**

Panel/Cell Line	LOG <sub>10</sub> G150	Log <sub>10</sub> TGI	Log <sub>10</sub> LC50
<b>Leukemia</b>			
CCRF-CEN	-4.75	-4.38	-4.01
HI-60TB	-4.80	-4.48	-4.16
K-562	-4.79	-4.44	-4.08
MOLT-4	-4.72	-4.39	-4.06
RPMI-8226	-4.79	-4.39	>-4.00
SR-NJU			
<b>Non-Small Cell Lung Cancer</b>			
A-549/ATCC	-4.71	-4.44	-4.16
FKVX	-4.59	-4.31	-4.03
HOP-18	>-4.00	>-4.00	>-4.00
HOP-62			
HOP-92			
NCI-H226	-4.70	-4.39	-4.08
NCI-H23	-4.30	>-4.00	>-4.00
NCI-H322M	-4.72	-4.36	-4.00
NCI-H460	-4.69	-4.40	-4.10
NCI-H522	-4.73	-4.42	-4.11
LXFL-529L	-4.77	-4.50	-4.24
<b>Small Cell Lung Cancer</b>			
DMS 114	-4.75	-4.43	4.11
DMS 273	-4.74	-4.45	-4.15
<b>Colon Cancer</b>			
Colo 205	-4.75	-4.43	-4.11
DLD-1	-4.61	-4.17	>-4.00
HCC-2998			
HCT-116	-4.69	-4.40	-4.12
HCT-15	-4.72	-4.37	-4.02
HT 29	-4.75	-4.48	-4.21
KM 12	-4.74	-4.40	-4.06
KM20L2	-4.77	-4.51	-4.24
SW-620	-4.69	-4.43	-4.17
<b>CNS Cancer</b>			
SF-268	-4.68	-4.28	>-4.00
SF-295	-4.79	-4.49	-4.20
SF-539	-4.76	-4.50	-4.24
SNB-19	-4.51	>-4.00	>-4.00
SNB-75	-4.80	-4.52	-4.24
SNB-78	-4.69	-4.37	-4.04
U251	-4.76	-4.50	-4.25
XF498	-4.78	-4.50	-4.23

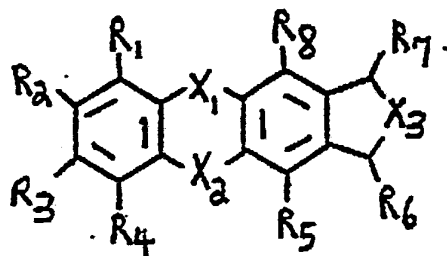
**ANTIPROLIFERATIVE AND CYTOTOXIC EFFECTS OF  
BCN-255 IN TUMOR CELL LINES**

	$\text{Log}_{10} \text{GI50}$	$\text{Log}_{10} \text{TGI}$	$\text{Log}_{10} \text{LC50}$
<b>Melanoma</b>			
LOX IMVI	-4.75	-4.42	-4.09
MALME-3M	-4.70	-4.44	-4.17
M14	-4.74	-4.48	-4.22
M19-MEL	-4.74	-4.46	-4.17
SK-MEL-2	4.72	-4.44	-4.15
SK-MEL-28	4.74	-4.46	-4.17
SK-MEL-5	-4.74	-4.49	-4.24
UACC-257	-4.65	-4.36	-4.07
UACC-62	-4.72	-4.43	-4.13
<b>Ovarian Cancer</b>			
IGROV-1	-4.78	-4.42	-4.06
OVCAR-3	-4.81	-4.50	-4.19
OVCAR-4	-4.74	-4.46	-4.19
OVCAR-5	-4.40	>-4.00	>-4.00
OVCAR-8	-4.71	-4.42	-4.13
SK-OV-3	-4.72	-4.39	-4.07
<b>Renal Cancer</b>			
786-O	-4.79	-4.51	-4.23
ACHN	-4.76	-4.49	-4.21
CAKI-1	-4.71	-4.42	-4.13
RXF-393	-4.77	-4.45	-4.14
RXF-631	-4.70	-4.33	>-4.00
SN12C	-4.74	-4.44	-4.14
TK-10	-4.59	-4.35	-4.11
UO-31	-4.71	-4.37	-4.04
<b>MG MID</b>	-4.70	-4.39	-4.12
<b>DELTA</b>	0.11	0.13	0.13
<b>RANGE</b>	0.81	0.52	0.25

As evidenced in the Table, all the cell lines of solid tumors and leukemia showed cytotoxicity to the drug. It is interesting to note that such a structure as BCH-255 possesses a wide spectrum of antitumor activity. BCH-255 in effect represents an example from a totally novel class of antitumor drugs.

WE CLAIM:

1. A compound of the formula



wherein

$X_1$  and  $X_2$  are independently selected from the group consisting of

$CH_2$

$CHOH$

$C=O$

O

S

SO

$SO_2$

NH

NO

$C=N(R)$ , wherein R is selected from the group consisting of

hydrogen

$C_{1-16}$  alkyl

$C_{1-16}$  acyl and

C<sub>1-16</sub> alkylamine, and  
NR, wherein R is selected from the group  
consisting of

C<sub>1-16</sub> acyl  
C<sub>1-16</sub> alkyl and  
aryl;

X<sub>3</sub> is selected from the group consisting of

O

S

C=O

SO

SO<sub>2</sub>

NH

CH<sub>2</sub>

C(R<sub>13</sub>)(R<sub>14</sub>), wherein R<sub>13</sub> and R<sub>14</sub> are  
independently selected from the group consisting  
of

hydrogen

aryl

C<sub>1-16</sub> alkyl

C<sub>3-8</sub> cycloalkyl

cyano

C<sub>1-16</sub> alkoxy

hydroxy

C<sub>1-16</sub> hydroxyalkyl

arylsulphone

C<sub>1-16</sub> alkylsulphide

acyl of the formula -C(R)=O, wherein R is  
selected from the group consisting of

hydrogen

C<sub>1-16</sub> alkyl

C<sub>3-8</sub> cycloalkyl,

hydroxyalkyl,  
alkoxyalkyl,  
aralkoxyalkyl,  
acyloxyalkyl,  
amino which may be unsubstituted or  
mono- or di-substituted, and  
a naturally occurring or synthetic  
amino acid;

a group of the formula  $-C(OR)=O$ , wherein R  
is selected from the group consisting of

hydrogen,  
 $C_{1-16}$  alkyl,  
 $C_{3-8}$  cycloalkyl,  
hydroxyalkyl,  
alkoxyalkyl,  
aryloxyalkyl,  
aralkoxyalkyl,  
aryl, and  
aralkyl;

a group of the formula  $-CH_2C(OR)=O$ ,  
wherein R is selected from the group  
consisting of

hydrogen  
 $C_{1-16}$  alkyl  
 $C_{3-8}$  cycloalkyl  
hydroxyalkyl  
alkoxyalkyl  
aryloxyalkyl  
aralkoxyalkyl  
aryl  
aralkyl and

amino which may be unsubstituted or  
mono- or di-substituted;

$R_1$ ,  $R_2$ ,  $R_3$ ,  $R_4$ ,  $R_5$  and  $R_8$  are independently selected from the group consisting of

hydrogen,

hydroxyl,

$C_{1-16}$  alkyl,

$C_{1-16}$  alkoxy,

$C_{3-8}$  cycloalkyl,

$C_{2-16}$  alkenyl,

halogen,

nitro,

cyano,

amino which may be unsubstituted or mono- or di-substituted by  $C_{1-8}$  alkyl,

$C_{3-8}$  cycloalkyl, acyl, trifluoroacyl, aralkyl, aryl, or  $C_{1-16}$  alkylaminoalcohol, thiol and

a group of the formula  $-O-C(R)=O$ , wherein R is selected from the group consisting of

hydrogen,

$C_{1-16}$  alkyl,

$C_{3-8}$  cycloalkyl,

alkoxyalkyl,

aralkyl,

aralkoxyalkyl,

aryloxyalkyl and

aryl;

$R_6$  and  $R_7$  are independently selected from the group consisting of

hydrogen,

halogen,

hydroxyl,

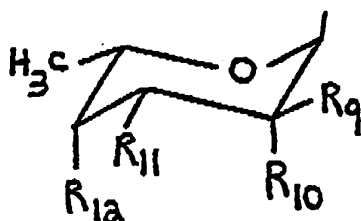
$C_{1-16}$  alkoxy,

C<sub>1-16</sub> alkyl,  
C<sub>3-8</sub> cycloalkyl,  
C<sub>2-16</sub> alkenyl,  
cyano,  
C<sub>2-16</sub> acetylenyl,  
mono or oligosaccharides commonly present in  
other anthracyclines,  
a group of the formula -O-C(R)=O, wherein R is  
selected from the group consisting of

hydrogen,  
C<sub>1-16</sub> alkyl,  
C<sub>3-8</sub> cycloalkyl, and  
alkoxyalkyl;  
acyl of the formula -C(R)=O, wherein R is  
selected from the group consisting of

hydrogen,  
C<sub>1-16</sub> alkyl,  
C<sub>3-8</sub> cycloalkyl,  
hydroxyalkyl,  
alkoxyalkyl,  
aralkoxyalkyl,  
acyloxyalkyl,  
amino which may be unsubstituted or mono-  
or di-substituted, and  
a naturally occurring or synthetic amino  
acid;  
a group of the formula -C(OR)=O, wherein R is  
selected from the group consisting of  
hydrogen,  
C<sub>1-16</sub> alkyl, and  
C<sub>3-8</sub> cycloalkyl;  
a monosaccharide of the formula





wherein

R<sub>9</sub> and R<sub>10</sub> are independently selected from the group consisting of

- hydrogen,
- halogen,
- hydroxyl,
- C<sub>1-16</sub> alkoxyl,
- C<sub>1-16</sub> alkyl,
- C<sub>3-8</sub> cycloalkyl and
- thiol;

R<sub>11</sub> is selected from the group consisting of

- amino,
- mono or dibenzylated amino,
- acylated amino,
- trifluoroacylated amino,
- morpholino,
- cyano substituted morpholino,
- mono-, di-, tri- or tetra-methoxy substituted morpholino,
- hydroxyl,
- hydrogen,
- halogen,
- C<sub>1-16</sub> alkoxyl,
- C<sub>3-8</sub> cycloalkyl,
- thiol,

chloroalkylnitrosoureido of the formula  
 $\text{NH}(\text{CO})\text{N}(\text{NO})(\text{CH}_2)_n\text{CH}_2\text{Cl}$ , wherein n is  
0 to 4,  
sulfide and  
mono or dialkylated amino with 1 to 16  
carbons; and

$\text{R}_{12}$  is selected from the group consisting of  
hydrogen,  
hydroxyl or its tetrahydropranyl ether,  
halogen,  
mono or oligosaccharide commonly  
present in other anthracyclines,  
amino,  
mono or dialkylated amino with 1 to 16  
carbons,  
 $\text{C}_{1-16}$  alkoxy,  
 $\text{C}_{3-8}$  cycloalkyl,  
benzoate which may be unsubstituted or  
substituted by nitro,  
acetoxy and  
trifluoroacetoxy;

inclusive of isomers and mixtures thereof, including  
diastereoisomeric mixtures and racemic mixtures, and  
the pharmaceutically acceptable salts and metal  
chelate complexes.

2. A compound according to claim 1, wherein

$\text{X}_1$  and  $\text{X}_2$  are independently selected from the  
group consisting of

O

S  
 SO  
 SO<sub>2</sub>  
 C=O  
 NH

X<sub>3</sub> is selected from the group consisting of

O  
 S  
 SO  
 SO<sub>2</sub>  
 C(R<sub>13</sub>)(R<sub>14</sub>), wherein R<sub>13</sub> and R<sub>14</sub> are  
 independently selected from the group consisting  
 of

hydrogen

C<sub>1-4</sub> alkyl

acyl of the formula -C(R)=O, wherein R is  
 selected from the group consisting of

hydrogen

C<sub>1-8</sub> alkyl

hydroxyalkyl,

alkoxyalkyl,

acyloxyalkyl,

amino which may be unsubstituted or  
 mono- or di-substituted, and

an amino acid;

a group of the formula -C(OR)=O, wherein R  
 is selected from the group consisting of

hydrogen,

C<sub>1-8</sub> alkyl,

aryl, and

aralkyl;

a group of the formula -CH<sub>2</sub>C(OR)=O,

wherein R is selected from the group consisting of

hydrogen

C<sub>1-8</sub> alkyl and

amino which may be unsubstituted or mono- or di-substituted;

R<sub>1</sub>, R<sub>2</sub>, R<sub>3</sub>, R<sub>4</sub>, R<sub>5</sub> and R<sub>8</sub> are independently selected from the group consisting of

hydrogen,

hydroxyl,

C<sub>1-4</sub> alkoxy,

fluorine,

chlorine,

amino, and

a group of the formula -O-C(R)=O, wherein R is selected from the group consisting of

hydrogen,

C<sub>1-16</sub> alkyl and

aryl;

R<sub>6</sub> and R<sub>7</sub> are independently selected from the group consisting of

hydrogen,

hydroxyl,

C<sub>1-8</sub> alkoxy,

C<sub>2-8</sub> alkenyl,

cyano,

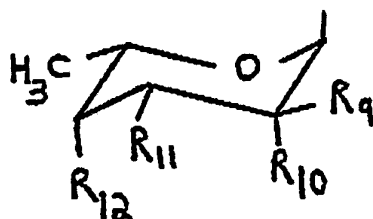
a group of the formula -O-C(R)=O, wherein R is selected from the group consisting of

hydrogen, and

C<sub>1-8</sub> alkyl;

acyl of the formula -C(R)=O, wherein R is

selected from the group consisting of  
 hydrogen,  
 $C_{1-8}$  alkyl,  
 hydroxyalkyl,  
 alkoxyalkyl,  
 acyloxyalkyl and  
 amino which may be unsubstituted or  
 mono- or di-substituted;  
 a group of the formula  $-C(OR)=O$ , wherein R is  
 selected from  
 hydrogen and  
 $C_{1-8}$  alkyl;  
 a monosaccharide of the formula



wherein

$R_9$  and  $R_{10}$  are independently selected from the  
 group consisting of

hydrogen,  
 fluorine,  
 chlorine and  
 hydroxyl;

$R_{11}$  is selected from the group consisting of  
 amino,  
 mono or dibenzylated amino,  
 acylated amino,

trifluoroacylated amino,  
morpholino,  
cyano substituted morpholino,  
mono-, di-, tri-, or tetra-methoxy substituted  
morpholino,  
hydroxyl,  
mono or dialkylated amino with 1 to 16  
carbons,  
chloroalkylnitrosoureido of the formula  
 $\text{NH}(\text{CO})\text{N}(\text{NO})(\text{CH}_2)_n\text{CH}_2\text{Cl}$ , wherein n is 0  
to 4,  
 $\text{C}_{1-8}$  alkoxyl and  
fluorine; and

$\text{R}_{12}$  is selected from the group consisting of  
hydroxyl or its tetrahydropyranyl ether,  
halogen,  
mono or oligosaccharide commonly present in  
other anthracyclines,  
amino,  
mono or dimethylated amino,  
 $\text{C}_{1-8}$  alkoxy,  
benzoate,  
p-nitrobenzoate,  
acetoxy and  
trifluoroacetoxy,

inclusive of isomers and mixtures thereof, including  
diastereoisomeric mixtures and racemic mixtures, and  
the pharmaceutically acceptable salts and metal  
chelate complexes.

3. A compound according to claim 1, wherein

$X_1$  and  $X_2$  are independently selected from the group consisting of

O  
S  
SO  
SO<sub>2</sub>  
C=O

$X_3$  is selected from the group consisting of

S  
SO  
SO<sub>2</sub>  
C(R<sub>13</sub>)(R<sub>14</sub>), wherein R<sub>13</sub> and R<sub>14</sub> are independently selected from the group consisting of

C<sub>1-4</sub> alkyl  
acyl of the formula -C(R)=O, wherein R is selected from the group consisting of

methyl,  
hydroxymethyl,  
acyloxymethyl,  
amino;

a group of the formula -C(OR)=O, wherein R is selected from the group consisting of

hydrogen,  
methyl and  
ethyl;

a group of the formula -CH<sub>2</sub>C(OR)=O, wherein R is selected from the group consisting of

hydrogen  
methyl and

ethyl;

$R_1$ ,  $R_2$ ,  $R_3$ ,  $R_4$ ,  $R_5$  and  $R_8$  are independently selected from the group consisting of hydrogen, hydroxy, methoxy, amino, and fluorine;

$R_6$  and  $R_7$  are independently selected from the group consisting of

hydrogen,

hydroxy,

methoxy,

cyano,

acyl of the formula  $-C(R)=O$ , wherein  $R$  is selected from the group consisting of

methyl,

hydroxymethyl,

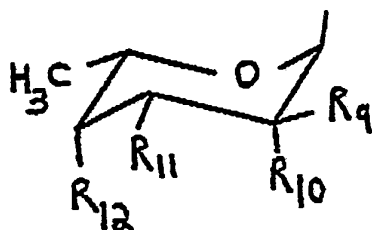
acyloxymethyl,

amino;

acetate,

trifluoroacetate, and

a monosaccharide of the formula



wherein

$R_9$  and  $R_{10}$  are independently selected from the group consisting of hydrogen and



fluorine;

$R_{11}$  is selected from the group consisting of  
amino,  
dimethylamino,  
trifluoroacylated amino,  
morpholino,  
cyano substituted morpholino,  
mono-, di-, tri-, or tetra-methoxy substituted  
morpholino,  
chloroalkylnitrosoureido of the formula  
 $NH(CO)N(NO)(CH_2)_nCH_2Cl$ , wherein  $n$  is 0  
to 4, and  
hydroxyl; and

$R_{12}$  is selected from the group consisting of  
hydroxyl or its tetrahydropyranyl ether,  
benzoate,  
p-nitrobenzoate,  
amino and  
fluorine,

inclusive of isomers and mixtures thereof, including  
diastereoisomeric mixtures and racemic mixtures, and  
the pharmaceutically acceptable salts and metal  
chelate complexes.

4. A compound according to claim 1, wherein

$X_1$  and  $X_2$  are independently selected from the  
group consisting of

O

S

SO

C=O;

$X_3$  is selected from the group consisting of

S

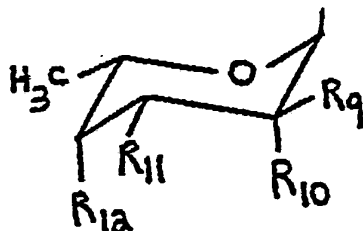
SO

SO<sub>2</sub>;

$R_1$ ,  $R_2$ ,  $R_3$  and  $R_4$  each independently is hydrogen and fluorine,

$R_5$  and  $R_8$  are independently selected from hydrogen and hydroxyl;

$R_6$  and  $R_7$  are independently selected from  
 hydrogen,  
 hydroxyl,  
 cyano,  
 acyl of the formula  $-C(R)=O$  wherein R is  
 selected from methyl, hydroxymethyl and  
 amino,  
 acetate, and  
 a monosaccharide of the formula



wherein

$R_9$  and  $R_{10}$  are independently selected from

hydrogen and fluorine,

R<sub>11</sub> is selected from amino, dimethylamino, trifluoroacetamido, morpholino, mono-, di- tri- or tetra-methoxy substituted morpholino, chloroalkylnitrosoureido of the formula  $\text{NH}(\text{CO})\text{N}(\text{NO})(\text{CH}_2)_n\text{CH}_2\text{Cl}$ , wherein n is 0 to 4, and cyano substituted morpholino, and

R<sub>12</sub> is selected from hydroxy, benzoate and p-nitrobenzoate,

inclusive of isomers and mixtures thereof, including diastereoisomeric mixtures and racemic mixtures, and the pharmaceutically acceptable salts and metal chelate complexes.

5. The compound of claim 1 which is (1R) 4,11-dimethoxy-1-hydroxy-5-oxo-5-H-1,3-dihydrothioxantheno [2,3-c] thiophene-2,2-dioxide.

6. The compound of claim 1 which is (1S) 4,11-dimethoxy-1-hydroxy-5-oxo-5-H-1,3-dihydrothioxantheno [2,3-c] thiophene-2,2-dioxide.

7. The compound of claim 1 which is (1R) 1-(4'-O-p-nitrobenzoyl-N-trifluoroacyldaunosamine)-4,11-dimethoxy-5-oxo-5-H-1,3-dihydrothioxantheno [2,3-c] thiophene-2,2-dioxide (37).

8. The compound of claim 1 which is (1S) 1-(4'-O-p-nitrobenzoyl-N-trifluoroacyldaunosamine)-4,11-dimethoxy-5-oxo-5-H-1,3-dihydrothioxantheno

[2,3-c] thiophene-2,2-dioxide (36).

9. The compound of claim 1 which is (1R)  
1-(N-trifluoroacyldaunosamine)-4,11-dimethoxy-5-oxo-  
5-H-1,3-dihydrothioxantheno [2,3-c]  
thiophene-2,2-dioxide (40).

10. The compound of claim 1 which is (1S)  
1-(N-trifluoroacyldaunosamine)-4,11-dimethoxy-  
5-oxo-5-H-1,3-dihydrothioxantheno [2,3-c]  
thiophene-2,2-dioxide (38).

11. The compound of claim 1 which is (1R)  
1-daunosamine-4-11-dimethoxy-5-oxo-5-H-1,3-dihydro-  
thioxantheno [2,3-c] thiophene-2,2-dioxide (41).

12. The compound of claim 1 which is (1S)  
1-daunosamine-4-11-dimethoxy-5-oxo-5-H-1,3-dihydro-  
thioxantheno [2,3-c] thiophene-2,2-dioxide (39).

13. The compound of claim 1 which is (1R)  
4,11-dimethoxy-1-acetoxy-5-oxo-5-H-1,3-dihydrothio-  
xantheno [2,3-c] thiophene-2,2-dioxide.

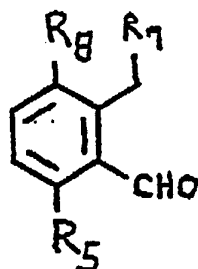
14. The compound of claim 1 which is (1S)  
4,11-dimethoxy-1-acetoxy-5-oxo-5-H-1,3-dihydrothio-  
xantheno [2,3-c] thiophene-2,2-dioxide.

15. The compound of claim 1 which is (1R)  
4,11-dimethoxy-1-chloro-5-oxo-5-H-1,3-dihydrothio-  
xantheno [2,3-c] thiophene-2,2-dioxide.

16. The compound of claim 1 which is (1S)

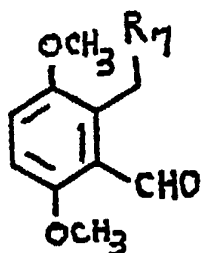
4,11-dimethoxy-1-chloro-5-oxo-5-H-1,3-dihydrothio-  
xantheno [2,3-c] thiophene-2,2-dioxide.

17. The compound of the formula



wherein R<sub>5</sub>, R<sub>7</sub> and R<sub>8</sub> are as defined in claim 1.

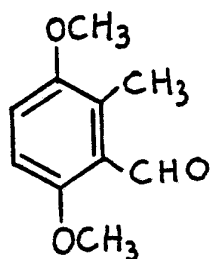
18. The compound of formula



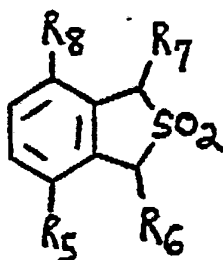
wherein R<sub>7</sub> is as defined in claim 1.

19. The compound of claim 18 which is

78

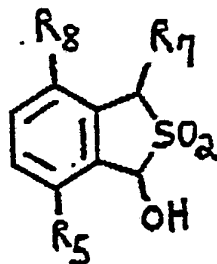


20. The compound of the formula



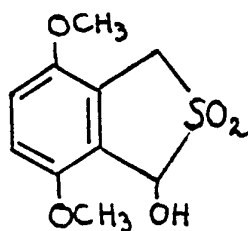
wherein R<sub>5</sub>, R<sub>6</sub>, R<sub>7</sub> and R<sub>8</sub> are as defined in claim 1.

21. The compound of formula

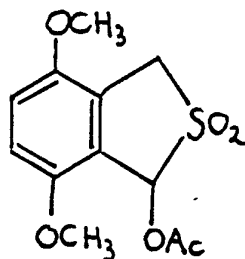


wherein R<sub>5</sub>, R<sub>7</sub> and R<sub>8</sub> are as defined in claim 1.

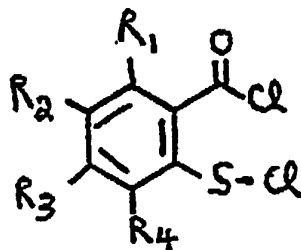
22. The compound of claim 21 which is



23. The compound of claim 21 which is

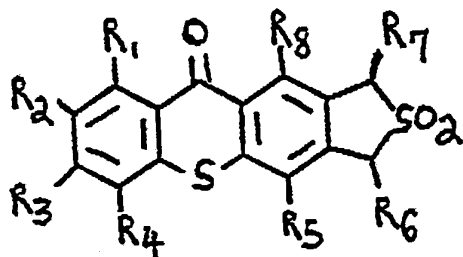


24. A compound of the formula



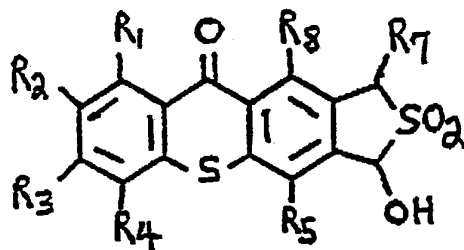
wherein R<sub>1</sub>, R<sub>2</sub>, R<sub>3</sub> and R<sub>4</sub> are as defined in claim 1.

25. A compound of the formula



wherein R<sub>1</sub>, R<sub>2</sub>, R<sub>3</sub>, R<sub>4</sub>, R<sub>5</sub>, R<sub>6</sub>, R<sub>7</sub> and R<sub>8</sub> are as defined in claim 1.

26. A compound of the formula

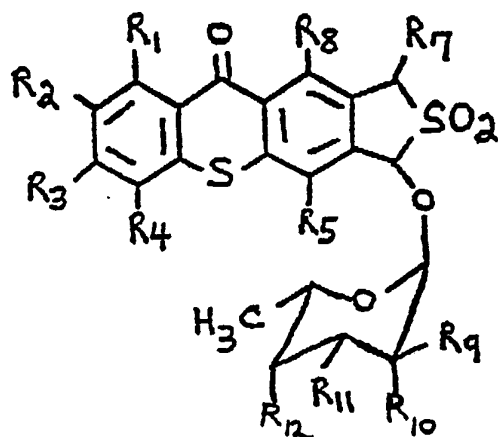


wherein R<sub>1</sub>, R<sub>2</sub>, R<sub>3</sub>, R<sub>4</sub>, R<sub>5</sub>, R<sub>7</sub> and R<sub>8</sub> are as defined in claim 1.

27. A compound of the formula

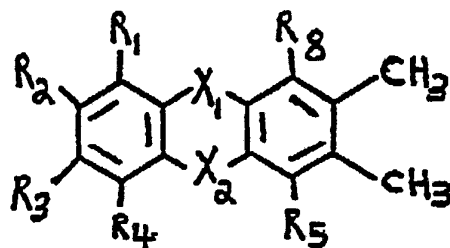


81



wherein  $R_1$ ,  $R_2$ ,  $R_3$ ,  $R_4$ ,  $R_5$ ,  $R_7$ ,  $R_8$ ,  $R_9$ ,  $R_{10}$ ,  $R_{11}$  and  $R_{12}$  are as defined in claim 1.

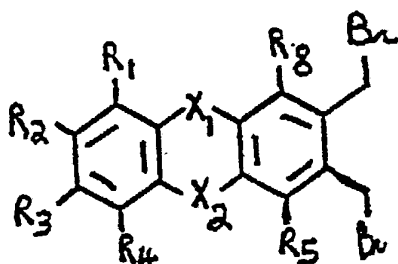
28. A compound of the formula



wherein  $R_1$ ,  $R_2$ ,  $R_3$ ,  $R_4$ ,  $R_5$ ,  $R_8$ ,  $X_1$  and  $X_2$  are as defined in claim 1.

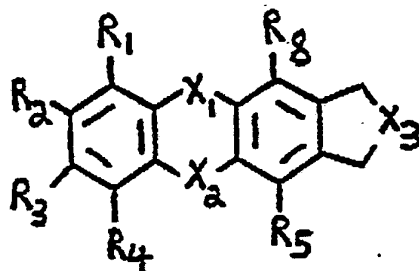
29. A compound of the formula

82



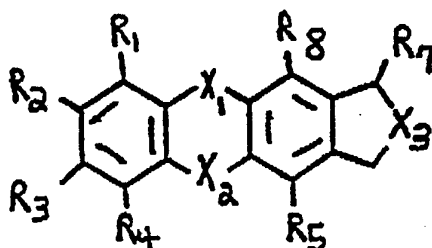
wherein R<sub>1</sub>, R<sub>2</sub>, R<sub>3</sub>, R<sub>4</sub>, R<sub>5</sub>, R<sub>8</sub>, X<sub>1</sub> and X<sub>2</sub> are as defined in claim 1.

30. A compound of the formula



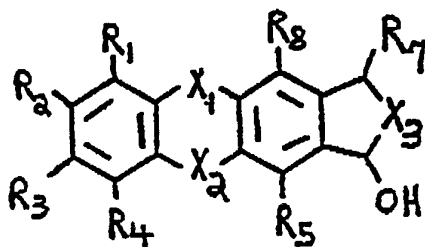
wherein R<sub>1</sub>, R<sub>2</sub>, R<sub>3</sub>, R<sub>4</sub>, R<sub>5</sub>, R<sub>8</sub>, X<sub>1</sub>, X<sub>2</sub> and X<sub>3</sub> are as defined in claim 1.

31. A compound of the formula



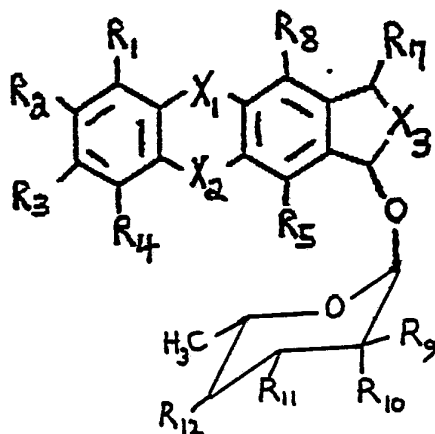
wherein  $R_1$ ,  $R_2$ ,  $R_3$ ,  $R_4$ ,  $R_5$ ,  $R_7$ ,  $R_8$ ,  $X_1$ ,  $X_2$  and  $X_3$  are as defined in claim 1.

32. A compound of formula



wherein  $R_1$ ,  $R_2$ ,  $R_3$ ,  $R_4$ ,  $R_5$ ,  $R_7$ ,  $R_8$ ,  $X_1$ ,  $X_2$  and  $X_3$  are as defined in claim 1.

33. A compound of the formula



wherein  $R_1, R_2, R_3, R_4, R_5, R_7, R_8, R_9, R_{10}, R_{11}, R_{12}, X_1, X_2$  and  $X_3$  are as defined in claim 1.

34. A pharmaceutical composition possessing antitumor or anticancer activity, comprising an effective amount of at least one compound according to claim 1 and a pharmaceutically acceptable carrier.

35. A pharmaceutical composition possessing antitumor or anticancer activity, comprising an effective amount of at least one compound according to claim 2 and a pharmaceutically acceptable carrier.

36. A pharmaceutical composition possessing antitumor or anticancer activity, comprising an effective amount of at least one compound according to claim 3 and a pharmaceutically acceptable carrier.

37. A pharmaceutical composition possessing antitumor or anticancer activity, comprising an effective amount of at least one compound according to claim 4 and a pharmaceutically acceptable carrier.

38. A pharmaceutical composition possessing antitumor or anticancer activity, comprising an effective amount of a compound according to claim 5 and a pharmaceutically acceptable carrier.

39. A pharmaceutical composition possessing antitumor or anticancer activity, comprising an effective amount of a compound according to claim 6 and a pharmaceutically acceptable carrier.

40. A pharmaceutical composition possessing antitumor or anticancer activity, comprising an effective amount of a compound according to claim 7, and a pharmaceutically acceptable carrier.

41. A pharmaceutical composition possessing antitumor or anticancer activity, comprising an effective amount of a compound according to claim 8, and a pharmaceutically acceptable carrier.

42. A pharmaceutical composition possessing antitumor or anticancer activity, comprising an effective amount of a compound according to claim 9, and a pharmaceutically acceptable carrier.

43. A pharmaceutical composition possessing antitumor or anticancer activity, comprising an effective amount of at least one compound according to claim 10, and a pharmaceutically acceptable carrier.

44. A pharmaceutical composition possessing antitumor or anticancer activity, comprising an

effective amount of at least one compound according to claim 11, and a pharmaceutically acceptable carrier.

45. A pharmaceutical composition possessing antitumor or anticancer activity, comprising an effective amount of at least one compound according to claim 12, and a pharmaceutically acceptable carrier.

46. A pharmaceutical composition possessing antitumor or anticancer activity, comprising an effective amount of at least one compound according to claim 13, and a pharmaceutically acceptable carrier.

47. A pharmaceutical composition possessing antitumor or anticancer activity, comprising an effective amount of at least one compound according to claim 14, and a pharmaceutically acceptable carrier.

48. A pharmaceutical composition possessing antitumor or anticancer activity, comprising an effective amount of at least one compound according to claim 15, and a pharmaceutically acceptable carrier.

49. A pharmaceutical composition possessing antitumor or anticancer activity, comprising an effective amount of at least one compound according to claim 16, and a pharmaceutically acceptable carrier.

50. A pharmaceutical composition according to any one of claims 34 through 49, and further comprising an effective amount of at least one therapeutic agent.

51. A pharmaceutical composition according to any one of claims 34 through 49 wherein said compound is bound to an agent facilitating targeting of said compound to tumor or cancer cells.

52. A pharmaceutical composition according to claim 50 wherein said agent is selected from monoclonal antibodies, polyclonal antibodies, proteins and liposomes.

53. A pharmaceutical composition possessing antitumor or anticancer activity, comprising at least one compound as claimed in any one of claims 17 through 33 and a pharmaceutically acceptable carrier.

54. A pharmaceutical composition according to claim 53 and further comprising an effective amount of at least one therapeutic agent.

55. A pharmaceutical composition according to claim 53, wherein said compound is bound to an agent facilitating targeting of said compound to tumor or cancer cells.

56. A pharmaceutical composition according to claim 54, wherein said agent is selected from monoclonal antibodies, polyclonal antibodies, proteins and liposomes.

57. A method for the treatment of cancer or a tumor, which method comprises the step of administering to a mammal in need of such treatment a therapeutically effective amount of at least one compound as claimed in claim 1.

58. A method for the treatment of cancer or a tumor, which method comprises the step of administering to a mammal in need of such treatment a therapeutically effective amount of at least one compound as claimed in claim 2.

59. A method for the treatment of cancer or a tumor, which method comprises the step of administering to a mammal in need of such treatment a therapeutically effective amount of at least one compound as claimed in claim 3.

60. A method for the treatment of cancer or a tumor, which method comprises the step of administering to a mammal in need of such treatment a therapeutically effective amount of at least one compound as claimed in claim 4.

61. A method for the treatment of cancer or a tumor, which method comprises the step of administering to a mammal in need of such treatment a therapeutically effective amount of a compound as claimed in claim 5.

62. A method for the treatment of cancer or a tumor, which method comprises the step of administering to a mammal in need of such treatment a



therapeutically effective amount of a compound as claimed in claim 6.

63. A method for the treatment of cancer or a tumor, which method comprises the step of administering to a mammal in need of such treatment a therapeutically effective amount of a compound as claimed in claim 7.

64. A method for the treatment of cancer or a tumor, which method comprises the step of administering to a mammal in need of such treatment a therapeutically effective amount of a compound as claimed in claim 8.

65. A method for the treatment of cancer or a tumor, which method comprises the step of administering to a mammal in need of such treatment a therapeutically effective amount of a compound as claimed in claim 9.

66. A method for the treatment of cancer or a tumor, which method comprises the step of administering to a mammal in need of such treatment a therapeutically effective amount of a compound as claimed in claim 10.

67. A method for the treatment of cancer or a tumor, which method comprises the step of administering to a mammal in need of such treatment a therapeutically effective amount of a compound as claimed in claim 11.

68. A method for the treatment of cancer or a tumor, which method comprises the step of administering to a mammal in need of such treatment a therapeutically effective amount of a compound as claimed in claim 12.

69. A method for the treatment of cancer or a tumor, which method comprises the step of administering to a mammal in need of such treatment a therapeutically effective amount of a compound as claimed in claim 13.

70. A method for the treatment of cancer or a tumor, which method comprises the step of administering to a mammal in need of such treatment a therapeutically effective amount of a compound as claimed in claim 14.

71. A method for the treatment of cancer or a tumor, which method comprises the step of administering to a mammal in need of such treatment a therapeutically effective amount of a compound as claimed in claim 15.

72. A method for the treatment of cancer or a tumor, which method comprises the step of administering to a mammal in need of such treatment a therapeutically effective amount of a compound as claimed in claim 16.

73. A method for the treatment of cancer or a tumor, which method comprises the step of administering to a mammal in need of such treatment a

therapeutically effective amount of a composition comprising an effective amount of at least one compound according to claim 1 and a pharmaceutically acceptable carrier.

74. A method for the treatment of cancer or a tumor which method comprises the step of administering to a mammal in need of such treatment a therapeutically effective amount of a composition comprising at least one compound according to claim 2 and a pharmaceutically acceptable carrier.

75. A method for the treatment of cancer or a tumor which method comprises the step of administering to a mammal in need of such treatment a therapeutically effective amount of a composition comprising at least one compound according to claim 3 and a pharmaceutically acceptable carrier.

76. A method for the treatment of cancer or a tumor, which method comprises the step of administering to a mammal in need of such treatment a therapeutically effective amount of a composition comprising at least one compound according to claim 4 and a pharmaceutically acceptable carrier.

77. A method for the treatment of cancer or a tumor, which method comprises the step of administering to a mammal in need of such treatment a therapeutically effective amount of a composition comprising a compound according to claim 5 and a pharmaceutically acceptable carrier.

78. A method for the treatment of cancer or a tumor, which method comprises the step of administering to a mammal in need of such treatment a therapeutically effective amount of a composition comprising a compound according to claim 6 and a pharmaceutically acceptable carrier.

79. A method for the treatment of cancer or a tumor, which method comprises the step of administering to a mammal in need of such treatment a therapeutically effective amount of a composition comprising a compound according to claim 7 and a pharmaceutically acceptable carrier.

80. A method for the treatment of cancer or a tumor, which method comprises the step of administering to a mammal in need of such treatment a therapeutically effective amount of a composition comprising a compound according to claim 8 and a pharmaceutically acceptable carrier.

81. A method for the treatment of cancer or a tumor, which method comprises the step of administering to a mammal in need of such treatment a therapeutically effective amount of a composition comprising a compound according to claim 9 and a pharmaceutically acceptable carrier.

82. A method for the treatment of cancer or a tumor, which method comprises the step of administering to a mammal in need of such treatment a therapeutically effective amount of a composition comprising a compound according to claim 10 and a

pharmaceutically acceptable carrier.

83. A method for the treatment of cancer or a tumor, which method comprises the step of administering to a mammal in need of such treatment a therapeutically effective amount of a composition comprising a compound according to claim 11 and a pharmaceutically acceptable carrier.

84. A method for the treatment of cancer or a tumor, which method comprises the step of administering to a mammal in need of such treatment a therapeutically effective amount of a composition comprising a compound according to claim 12 and a pharmaceutically acceptable carrier.

85. A method for the treatment of cancer or a tumor, which method comprises the step of administering to a mammal in need of such treatment a therapeutically effective amount of a composition comprising a compound according to claim 13 and a pharmaceutically acceptable carrier.

86. A method for the treatment of cancer or a tumor, which method comprises the step of administering to a mammal in need of such treatment a therapeutically effective amount of a composition comprising a compound according to claim 14 and a pharmaceutically acceptable carrier.

87. A method for the treatment of cancer or a tumor, which method comprises the step of administering to a mammal in need of such treatment a

therapeutically effective amount of a composition comprising a compound according to claim 15 and a pharmaceutically acceptable carrier.

88. A method for the treatment of cancer or a tumor, which method comprises the step of administering to a mammal in need of such treatment a therapeutically effective amount of a composition comprising a compound according to claim 16 and a pharmaceutically acceptable carrier.

89. A method for the treatment of cancer or a tumor, which method comprises the step of administering to a mammal in need of such treatment a therapeutically effective amount of a compound as claimed in any one of claims 17 through 33.

90. A method for the treatment of an antibacterial, antifungal or antiviral condition in a patient in need of such treatment, said method comprising the step of administering to said patient an effective amount of at least one compound as claimed in claim 1.

91. A method for the treatment of an antibacterial, antifungal or antiviral condition in a patient in need of such treatment, said method comprising the step of administering to said patient an effective amount of at least one compound as claimed in any one of claims 5 through 16.

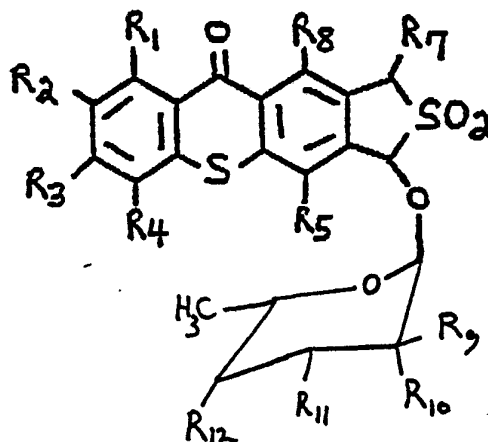
92. A method for the treatment of an antibacterial, antifungal or antiviral condition in a

patient in need of such treatment, said method comprising the step of administering to said patient an effective amount of a composition as claimed in claim 34.

93. A method for the treatment of an antibacterial, antifungal or antiviral condition in a patient in need of such treatment, said method comprising the step of administering to said patient an effective amount of at least one compound as claimed in any one of claims 20 through 33.

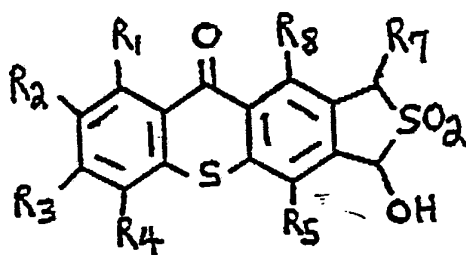
94. A method for the treatment of an antibacterial, antifungal or antiviral condition in a patient in need of such treatment, said method comprising the step of administering to said patient an effective amount of a composition comprising a compound as claimed in any one of claims 20 through 33.

95. A process for preparing a compound of the formula (21):

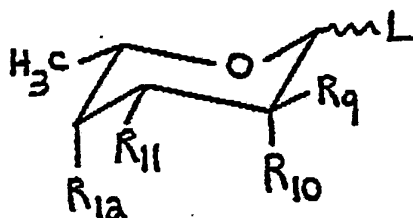


wherein R<sub>1</sub> through R<sub>5</sub>, and R<sub>7</sub> through R<sub>12</sub> are

as defined in claim 1, said process comprising the step of reacting a compound of the formula (19):



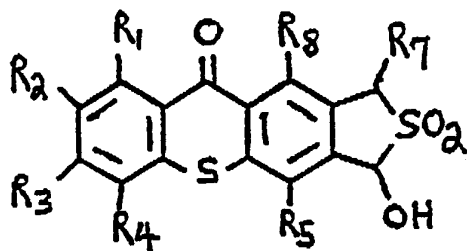
wherein  $R_1$  through  $R_5$ ,  $R_7$  and  $R_8$  are as defined above, with a compound of the formula (20):



wherein  $L$  is a displaceable atom or group and  $R_9$  through  $R_{12}$  are as defined above.

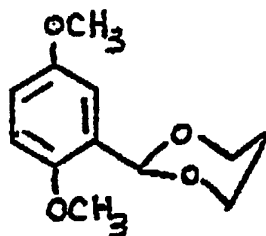
96. A process for preparing a compound of the formula (19):



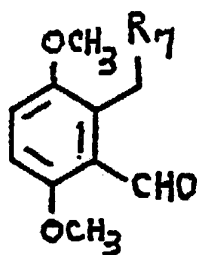


wherein  $R_1$  through  $R_5$ ,  $R_7$  and  $R_8$  are as defined in claim 1, said process comprising the steps of:

reacting a lithio salt of an acetal of the formula (13)

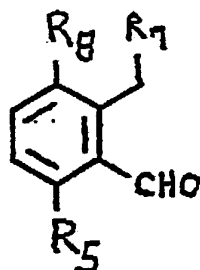


with a compound of the formula  $R_7CH_2X$  wherein  $X$  is halogen and  $R_7$  is as defined in claim 1 to form a compound of the formula (14)

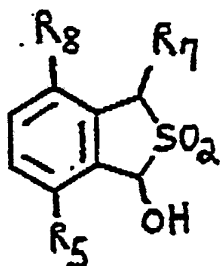


wherein  $R_7$  is as defined above,

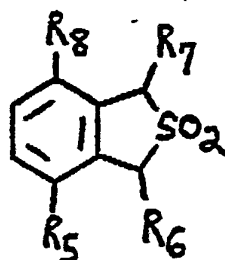
converting the compound of formula (14) to a compound of formula (15)



wherein  $R_5$ ,  $R_7$  and  $R_8$  are as defined above,  
 reacting the compound of formula (15) with  $\text{SO}_2$   
 under ultraviolet irradiation to form a compound of  
 the formula (16)

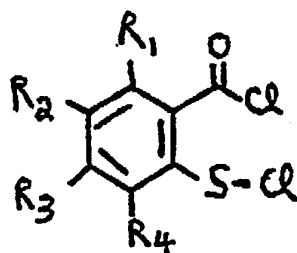


wherein  $R_5$ ,  $R_7$  and  $R_8$  are as defined above,  
 converting the compound of formula (16) to a  
 compound of the formula (17)

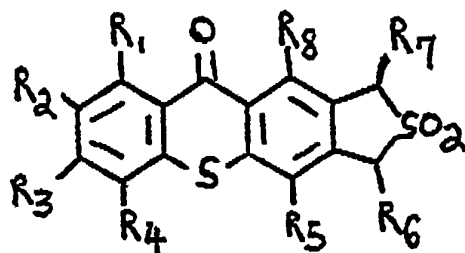


wherein  $R_5$ ,  $R_6$ ,  $R_7$  and  $R_8$  are as defined  
 above,  
 reacting the compound of formula (17) in the

presence of a Lewis Acid with a compound of the formula (17A)



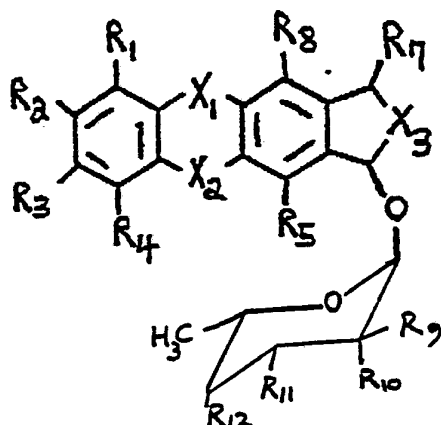
wherein  $R_1$  through  $R_4$  are as defined above, to form a compound of the formula (18)



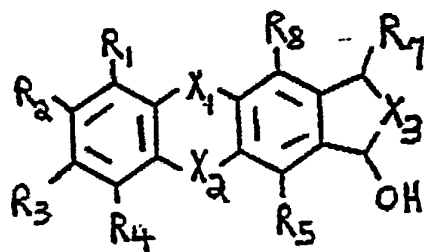
wherein  $R_1$  through  $R_8$  are as defined above,  
and converting with hydroxide the compound of  
formula (18) in which  $R_6$  is acetyl into the  
compound of formula (19).

97. A process for preparing a compound of  
formula (27)

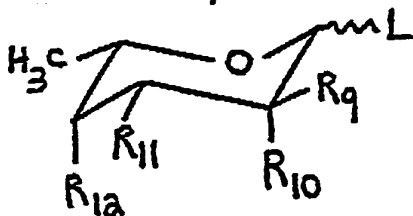
100



wherein  $R_1$  through  $R_5$ ,  $R_7$  through  $R_{12}$  and  $X_1$  through  $X_3$  are as defined in claim 1, said process comprising the step of reacting a compound of the formula (26)

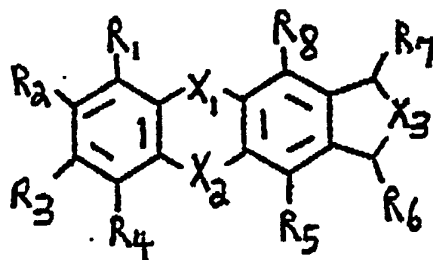


wherein  $R_1$  through  $R_5$ ,  $R_7$ ,  $R_8$  and  $X_1$  through  $X_3$  are as defined above, with a compound of the formula (20)



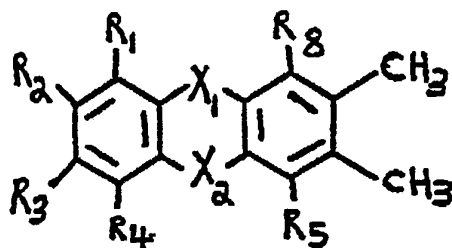
wherein  $L$  is a displaceable atom or group and  $R_9$  through  $R_{12}$  are as defined above.

98. A process for the preparation of a compound of formula (11)

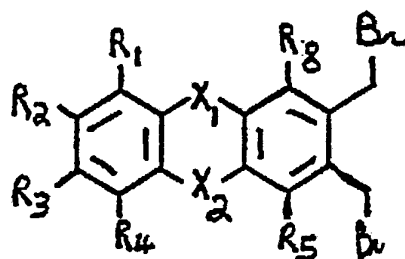


wherein  $R_1$  through  $R_8$  and  $X_1$  through  $X_3$  are as defined in claim 1, said process comprising the steps of:

reacting a tricyclic compound of the formula (22)

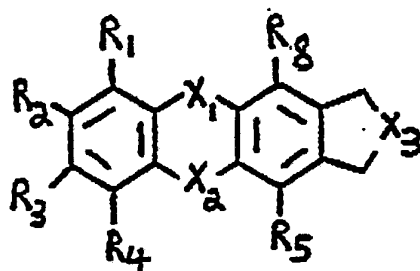


wherein  $R_1$  through  $R_5$ ,  $R_8$ ,  $X_1$  and  $X_2$  are as defined above, with a brominating agent and free radical initiation to form a compound of the formula (23)



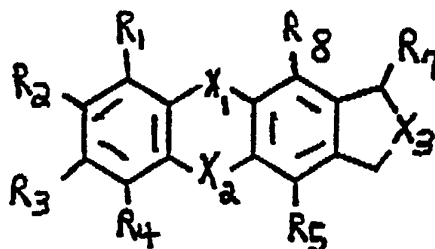
wherein  $R_1$  through  $R_5$ ,  $R_8$ ,  $X_1$  and  $X_2$  are as defined above,

reacting said compound of formula (23) with a functionalized nucleophile of formula  $X_3$  as defined in claim 1 to form a tetracyclic compound of the formula (24)



wherein  $R_1$  through  $R_5$ ,  $R_8$  and  $X_1$  through  $X_3$  are as defined above,

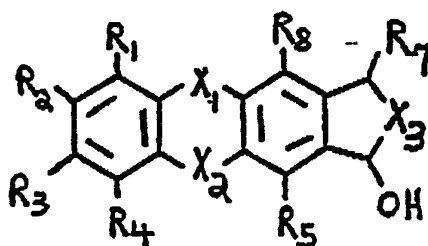
monobrominating the compound of formula (24) followed by treatment with a nucleophile of formula  $-R_7$  to give a compound of the formula (25)



wherein  $R_1$  through  $R_5$ ,  $R_7$ ,  $R_8$  and  $X_1$  through  $X_3$  are as defined above, and

monobrominating the compound of formula (25) followed by treatment with a nucleophile of formula  $-R_6$  as defined above, to give the compound of formula (11).

99. A process according to claim 98, wherein said compound (25), instead of being converted to form compound of the formula (11), is monobrominated and then reacted with hydroxide or water to form a compound of the formula (26)



wherein  $R_1$  through  $R_5$ ,  $R_7$ ,  $R_8$  and  $X_1$  through  $X_3$  are as defined in claim 97.