



US00D856434S

(12) **United States Design Patent**
Wood

(10) **Patent No.:** **US D856,434 S**

(45) **Date of Patent:** **** Aug. 13, 2019**

(54) **FRONT SIDE MOLDING FOR A MODEL VEHICLE**

D832,168 S * 10/2018 Platto D12/190
D836,508 S * 12/2018 Shinohara D12/190
D836,509 S * 12/2018 Grand D12/190

(71) Applicant: **TRAXXAS LP**, McKinney, TX (US)

* cited by examiner

(72) Inventor: **Jonathan Scott Wood**, Plano, TX (US)

Primary Examiner — Robin V Webster

(73) Assignee: **TRAXXAS L P**, McKinney, TX (US)

Assistant Examiner — Keith J Wilson

(**) Term: **15 Years**

(74) *Attorney, Agent, or Firm* — Daryl R. Wright; Greg Carr

(21) Appl. No.: **29/623,938**

(57) **CLAIM**

I claim the ornamental design for a front side molding for a model vehicle, as shown and described.

(22) Filed: **Oct. 27, 2017**

DESCRIPTION

(51) **LOC (12) Cl.** **21-01**

(52) **U.S. Cl.**
USPC **D21/561**; D12/190

(58) **Field of Classification Search**

USPC D12/90, 91, 106, 114, 163, 169, 171,
D12/190; D21/561, 562; D11/81, 211;
D20/11, 23, 24, 25, 30, 31, 32
CPC B60J 10/35; B60J 10/0011; B60J 10/02
See application file for complete search history.

FIG. 1 is a top, left, rear perspective view of a front side molding for a model vehicle;
FIG. 2 is front elevation view thereof;
FIG. 3 is a rear elevation view thereof;
FIG. 4 is a right side elevation view thereof;
FIG. 5 is a left side elevation view thereof;
FIG. 6 is a top plan view thereof;
FIG. 7 is a bottom plan view thereof;
FIG. 8 is a top, right, front perspective view; and,
FIG. 9 is a top, left, front perspective environmental view.
In the drawings, the broken line showing of features of the front side molding for a model vehicle illustrate portions of the front side molding for a model vehicle that form no part of the claimed design; whereas, the broken line showing of the environmental view depicts environmental subject matter and is provided for the purposes of illustrating environmental structure and context.

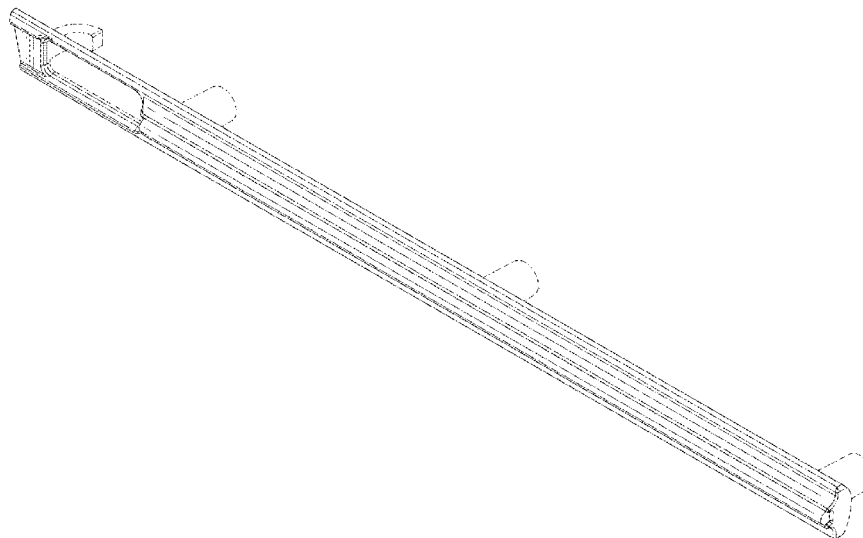
In addition, in the drawings the representative front side molding depicted is a left front side molding. The right front side molding is a mirror image of the left front side molding.

(56) **References Cited**

U.S. PATENT DOCUMENTS

D623,104 S * 9/2010 Akasawa D12/190
D709,419 S * 7/2014 Watkins D12/190
D709,420 S * 7/2014 Watkins D12/190
D710,264 S * 8/2014 Watkins D12/169
D746,201 S * 12/2015 Schlater D12/190
D746,202 S * 12/2015 Schlater D12/190
D746,745 S * 1/2016 Schoonover D12/190
D746,746 S * 1/2016 Schlater D12/190
D748,549 S * 2/2016 Battams D12/190
D761,175 S * 7/2016 Stoynov D12/190
D811,301 S * 2/2018 Peat D12/190
D820,179 S * 6/2018 Kladde D12/190

1 Claim, 5 Drawing Sheets



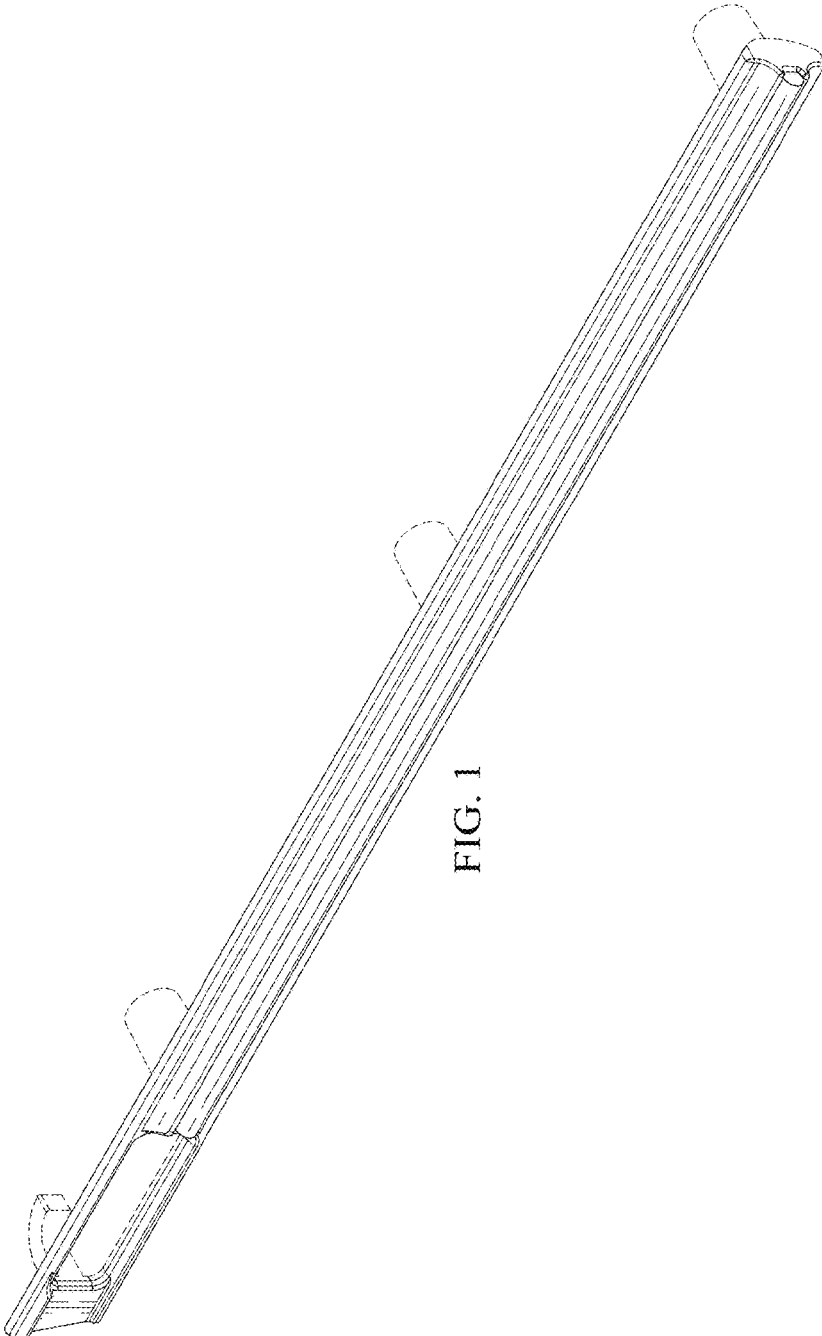


FIG. 1

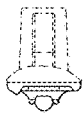


FIG. 2



FIG. 3




FIG. 4



FIG. 5



FIG. 6




FIG. 7

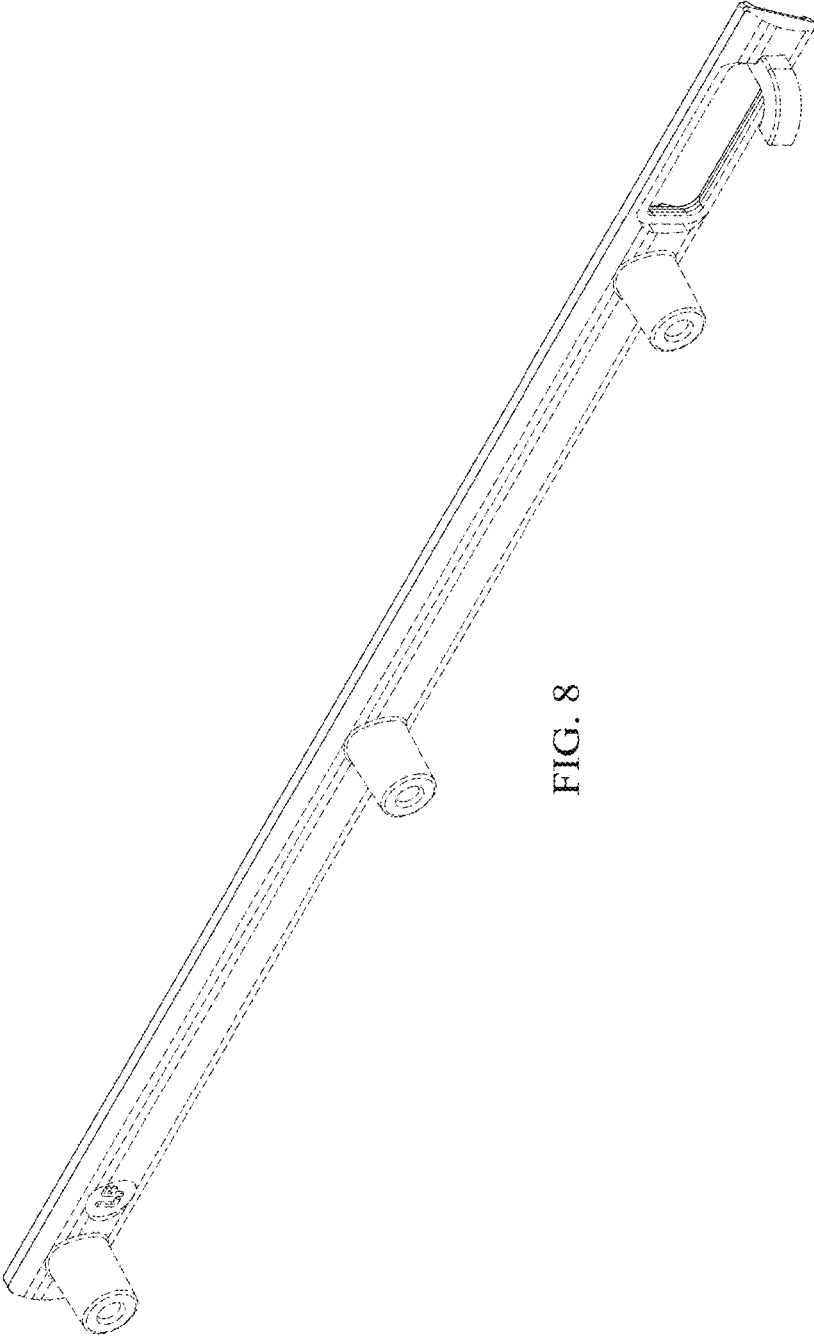


FIG. 8

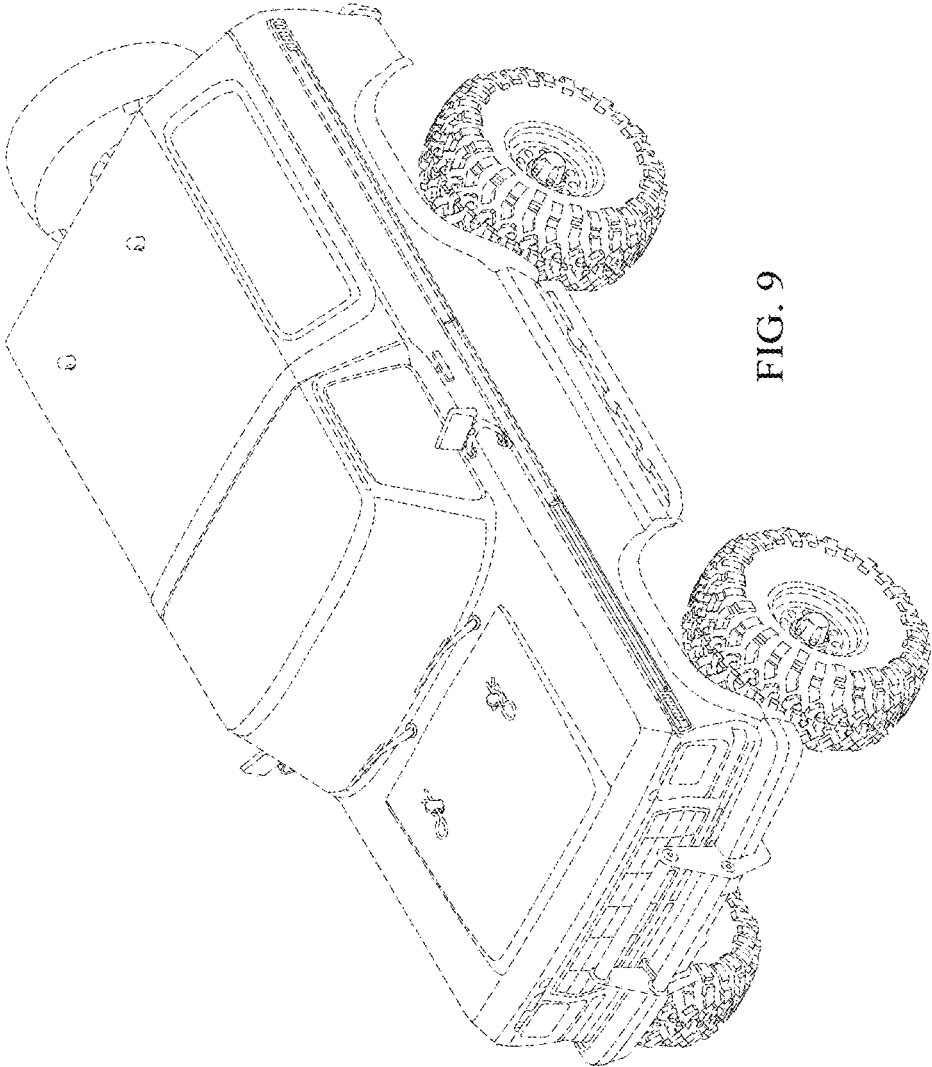


FIG. 9