



US00D725870S

(12) **United States Design Patent**
Bengyak

(10) **Patent No.:** **US D725,870 S**

(45) **Date of Patent:** **** Apr. 7, 2015**

(54) **PAIR OF GLOVES**

(71) Applicant: **Christopher Edward Bengyak**, Vero Beach, FL (US)

(72) Inventor: **Christopher Edward Bengyak**, Vero Beach, FL (US)

(**) Term: **14 Years**

(21) Appl. No.: **29/452,781**

(22) Filed: **Apr. 22, 2013**

Related U.S. Application Data

(62) Division of application No. 29/395,514, filed on Feb. 4, 2012, now Pat. No. Des. 680,297.

(51) **LOC (10) Cl.** **02-06**

(52) **U.S. Cl.**
USPC **D2/617**

(58) **Field of Classification Search**

USPC D3/215, 218, 224, 226, 235, 271.2;
D2/610, 611, 612, 613, 614, 615, 616,
D2/617, 618, 619, 620, 621, 622, 623;
D21/807; D28/63; D29/113, 114,
D29/116.2, 117.1, 117.2, 118, 119, 120.1,
D29/123; D32/40, 41, 42, 43; 2/158, 159,
2/160, 162, 168, 170; 15/227

See application file for complete search history.

(56) **References Cited**

U.S. PATENT DOCUMENTS

| | | | | | |
|-----------|------|---------|---------------|-------|---------|
| 4,378,215 | A * | 3/1983 | Sparks | | 434/113 |
| D506,569 | S * | 6/2005 | Chen | | D27/149 |
| D622,630 | S * | 8/2010 | De Felice | | D11/160 |
| 8,141,281 | B2 * | 3/2012 | Sample et al. | | 40/586 |
| D660,548 | S * | 5/2012 | Bengyak | | D2/619 |
| D660,549 | S * | 5/2012 | Bengyak | | D2/619 |
| D661,050 | S * | 6/2012 | Bengyak | | D2/619 |
| D670,889 | S * | 11/2012 | Bengyak | | D2/619 |
| D674,988 | S * | 1/2013 | Bengyak | | D2/617 |
| D677,446 | S * | 3/2013 | Bengyak | | D2/615 |
| D679,477 | S * | 4/2013 | Bengyak | | D2/619 |
| D680,297 | S * | 4/2013 | Bengyak | | D2/619 |

* cited by examiner

Primary Examiner — Karen E Eldridge Powers

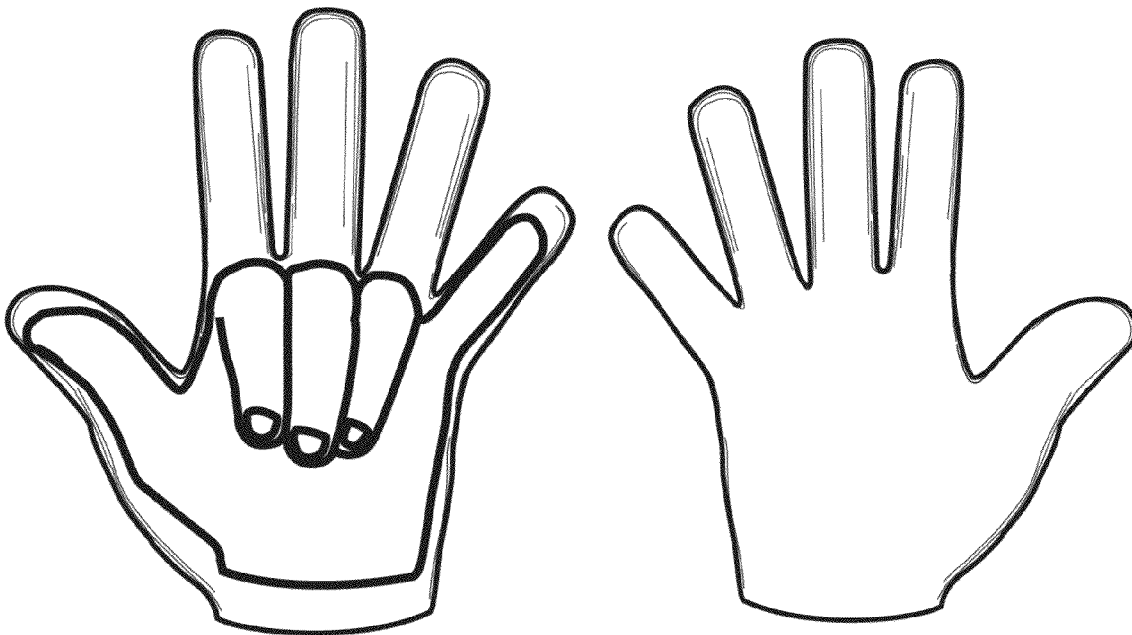
(57) **CLAIM**

The ornamental design for a pair of gloves, as shown and described.

DESCRIPTION

FIG. 1 is an elevational palm-side view of a left hand glove according to the present invention;
FIG. 2 is an elevational backhand view of the glove of FIG. 1 according to the present invention;
FIG. 3 is an elevational palm-side view of a right hand glove according to the present invention; and,
FIG. 4 is an elevational backhand view of the glove of FIG. 3 according to the present invention.

1 Claim, 2 Drawing Sheets



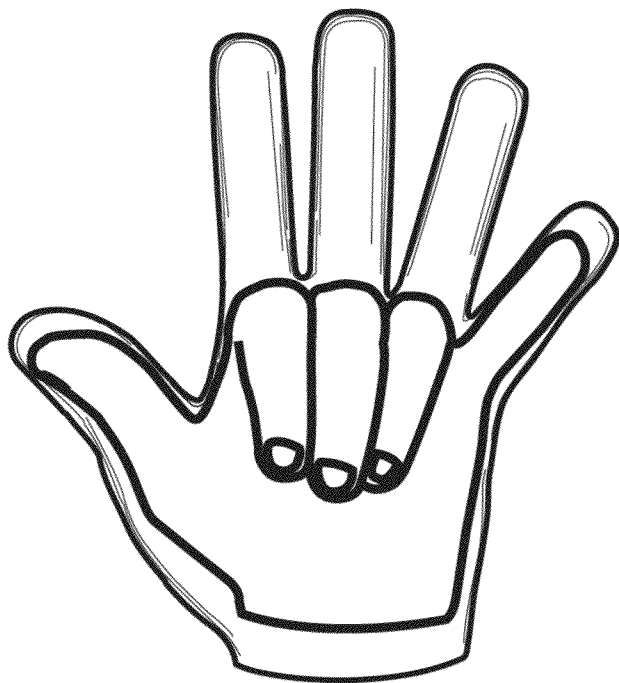


FIG. 1




FIG. 2

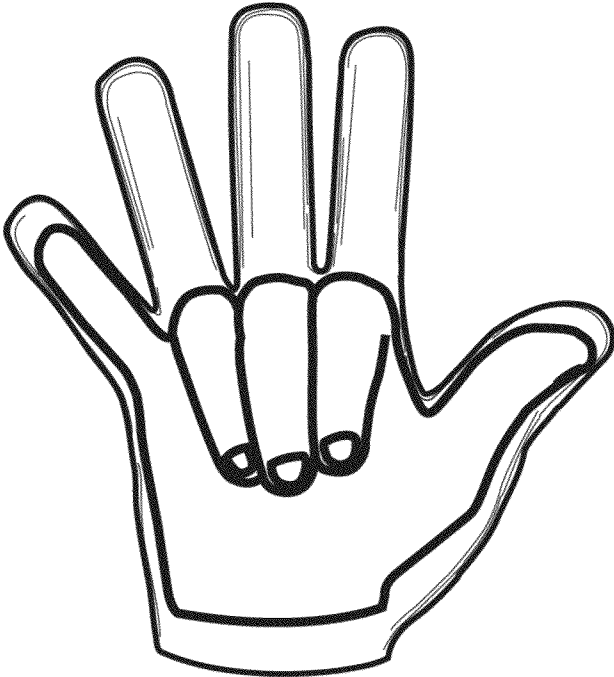


FIG. 3




FIG. 4