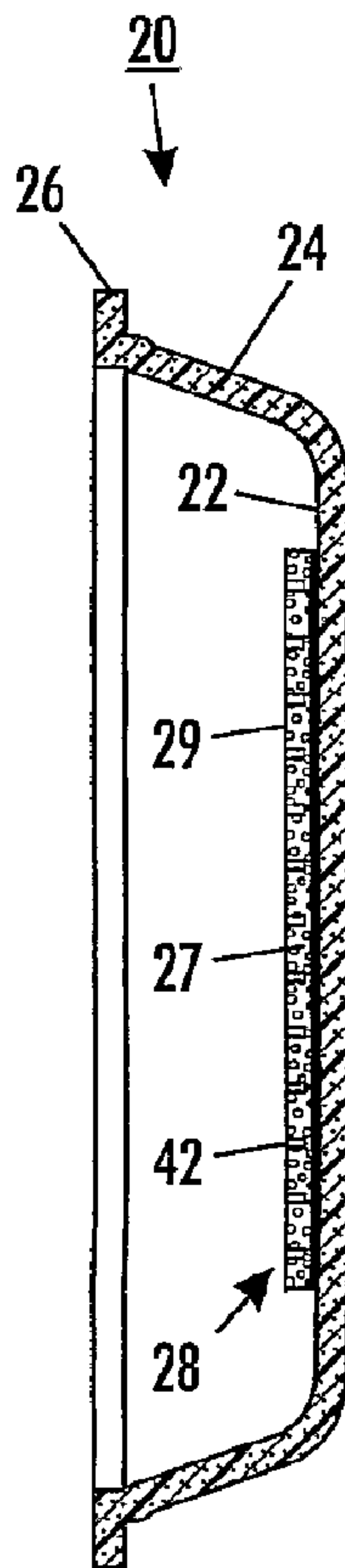




(86) Date de dépôt PCT/PCT Filing Date: 2004/11/22
 (87) Date publication PCT/PCT Publication Date: 2005/08/11
 (45) Date de délivrance/Issue Date: 2008/12/30
 (85) Entrée phase nationale/National Entry: 2006/06/22
 (86) N° demande PCT/PCT Application No.: US 2004/039167
 (87) N° publication PCT/PCT Publication No.: 2005/072083
 (30) Priorité/Priority: 2003/12/23 (US10/744,965)

(51) Cl.Int./Int.Cl. *B65D 81/26* (2006.01),
B32B 5/18 (2006.01)
 (72) Inventeur/Inventor:
COLOMBO, EDWARD A., US
 (73) Propriétaire/Owner:
COLOMBO, EDWARD A., US
 (74) Agent: SIM & MCBURNEY

(54) Titre : MOUSSE POLYMERE A ALVEOLES OUVERTS TRES ABSORBANTE ET EMBALLAGE ALIMENTAIRE
 PRODUIT A L'AIDE DE LADITE MOUSSE POLYMERE
 (54) Title: HIGHLY ABSORBENT OPEN CELL POLYMER FOAM AND FOOD PACKAGE COMPRISED THEREOF



(57) Abrégé/Abstract:

A highly absorptive open cell foam having a ratio of cell size to pore size of between about 1 and about 10. A juice absorbing food package comprising a tray having a bottom bounded by an upwardly extending lip around the perimeter of the bottom and a liquid-

(57) **Abrégé(suite)/Abstract(continued):**

absorbing pad comprised of polymer foam joined to the bottom of said tray, wherein the polymer foam is a highly absorptive open cell foam having a ratio of cell size to pore size of between about 1 and about 10. The tray of the juice-absorbing package may be overwrapped with gas permeable film, and may be provided with an oxygen absorbing substance therein. Alternatively, the overwrapped tray may be placed in a sealed barrier bag that is subsequently purged with a non-oxidizing gas such as carbon dioxide.

(12) INTERNATIONAL APPLICATION PUBLISHED UNDER THE PATENT COOPERATION TREATY (PCT)

(19) World Intellectual Property
Organization
International Bureau



(43) International Publication Date
11 August 2005 (11.08.2005)

PCT

(10) International Publication Number
WO 2005/072083 A2

(51) International Patent Classification: Not classified

(21) International Application Number:
PCT/US2004/039167

(22) International Filing Date:
22 November 2004 (22.11.2004)

(25) Filing Language: English

(26) Publication Language: English

(30) Priority Data:
10/744,965 23 December 2003 (23.12.2003) US

(71) Applicant and
(72) Inventor: COLOMBO, Edward, A. [US/US]; 2234 Baird
Road, Penfield, NY 14526 (US).

(74) Agents: HAMMOND, John, M. et al.; Howard J. Green-
wald P.C., Suite 2490, 349 West Commercial Street, East
Rochester, NY 14445 (US).

(81) Designated States (*unless otherwise indicated, for every
kind of national protection available*): AE, AG, AL, AM,

AT, AU, AZ, BA, BB, BG, BR, BW, BY, BZ, CA, CH, CN,
CO, CR, CU, CZ, DE, DK, DM, DZ, EC, EE, EG, ES, FI,
GB, GD, GE, GH, GM, HR, HU, ID, IL, IN, IS, JP, KE,
KG, KP, KR, KZ, LC, LK, LR, LS, LT, LU, LV, MA, MD,
MG, MK, MN, MW, MX, MZ, NA, NI, NO, NZ, OM, PG,
PH, PL, PT, RO, RU, SC, SD, SE, SG, SK, SL, SY, TJ, TM,
TN, TR, TT, TZ, UA, UG, US, UZ, VC, VN, YU, ZA, ZM,
ZW.

(84) Designated States (*unless otherwise indicated, for every
kind of regional protection available*): ARIPO (BW, GH,
GM, KE, LS, MW, MZ, NA, SD, SL, SZ, TZ, UG, ZM,
ZW), Eurasian (AM, AZ, BY, KG, KZ, MD, RU, TJ, TM),
European (AT, BE, BG, CH, CY, CZ, DE, DK, EE, ES, FI,
FR, GB, GR, HU, IE, IS, IT, LU, MC, NL, PL, PT, RO, SE,
SI, SK, TR), OAPI (BF, BJ, CF, CG, CI, CM, GA, GN, GQ,
GW, ML, MR, NE, SN, TD, TG).

Published:

— *without international search report and to be republished
upon receipt of that report*

*For two-letter codes and other abbreviations, refer to the "Guid-
ance Notes on Codes and Abbreviations" appearing at the begin-
ning of each regular issue of the PCT Gazette.*

(54) Title: HIGHLY ABSORBENT OPEN CELL POLYMER FOAM AND FOOD PACKAGE COMPRISED THEREOF

(57) Abstract: A highly absorptive open cell foam having a ratio of cell size to pore size of between about 1 and about 10. A juice absorbing food package comprising a tray having a bottom bounded by an upwardly extending lip around the perimeter of the bottom and a liquid-absorbing pad comprised of polymer foam joined to the bottom of said tray, wherein the polymer foam is a highly absorptive open cell foam having a ratio of cell size to pore size of between about 1 and about 10. The tray of the juice-absorbing package may be overwrapped with gas permeable film, and may be provided with an oxygen absorbing substance therein. Alternatively, the overwrapped tray may be placed in a sealed barrier bag that is subsequently purged with a non-oxidizing gas such as carbon dioxide.



WO 2005/072083 A2

**HIGHLY ABSORBENT OPEN CELL POLYMER FOAM
AND FOOD PACKAGE COMPRISED THEREOF**

This invention relates in one embodiment to highly absorbent open cell foams and more particularly to disposable and/or recyclable packaging trays for retail sale of food at supermarkets, grocery stores, delicatessens, and the like; and to the packaging of juice-containing meats and poultry products for sale in such establishments.

Technical Field

Open cell foam compositions and containers made therefrom for packaging, preservation, and display of juice-containing foods at retail sales locations.

Background Art

Sales of juice-containing foods, particularly meats, packaged in individual trays are common in supermarkets, grocery stores, and delicatessens. It is common to package such foods in solid polymer pouches and bags, solid polymer trays, laminated solid polymer trays, open and closed cell polymer foam trays and laminated open and closed cell polymer foam trays. The gaseous atmosphere within these different tray-packaging systems can be varied to extend the shelf life of the juice containing products. Examples of several different packaging methods are described in United States patents or published applications 6,602,590, 6,248,380, 5,989,613, 4,642,239, 3,574,642, 20030108643A1, W003076299A1; and European patent EP0729900B1.

While these various packaging systems provide various degrees of shelf life extension, all of these packaging systems require a means to absorb juices contained in the food product. One popular choice for a food packaging tray is a foamed polymer tray since such foam trays are lightweight, structurally strong, inexpensive, and sanitary. Such containers also are shaped to be nested closely to each other, so that a large number of containers can be shipped in a small volume shipping box.

However, while such foam trays are effective at containing juices leaked from meat held therein, if maintained in a substantially level orientation, they are not suitable for absorbing leaked juices. Such foam trays are typically made from closed-cell polymer foam, which is not wet by water and water-based juices. In addition, there is no pathway for juices to enter the void volume of the cells of such polymer foam, as the cells are closed and impermeable to water.

Absorbent open cell polymer foams are known, but a food tray formed of such open cell foam is unsatisfactory, because juices will leak through the foam wall, discolor the inside of the tray and escape from the container, and also, such open cell foam is not as structurally strong as closed cell foam. Alternatively, the practice of placing an absorbent fabric pad between the
5 foam tray and the meat is practiced, but such practice is also unsatisfactory. Examples of such absorbent pads comprising fabric and/or fibers are provided in United States patent 5,320,895 of Larsonneur et al, and United States patent 6,278,371 of Hopkins. When customers examine and inspect the meat by holding and manipulating the tray, such meat may slide within the tray, and the proper orientation of the pad and the meat may be disrupted. Additionally these fabric pads
10 release absorbed juices when subjected to physical pressure by the consumer and so do not provide for a consumer acceptable product.

There is also the practice of simply packaging meat in such closed cell trays with no absorptive pad, but such practice is also unsatisfactory. When customers examine and inspect the meat by holding and manipulating a non-absorbing tray, and orient the tray vertically, the
15 juice contained therein may leak out at the junction of the edge of the tray and the stretch-wrap film applied around the tray. In addition, the visual appearance of the blood-red juices flowing within the tray during inspection may provide a negative impression on the consumer.

In many circumstances, a package comprising a tray with a liquid absorbing pad joined to the bottom thereof will provide satisfactory results when used in the packaging of meat.
20 However, in some instances, the absorbent tray is packaged with food product (meat for example) and immediately placed into a corrugated container for shipping. The finished tray containing the food product is placed into the corrugated shipping container at an angle greater than zero (and typically between about 45 degrees and about 70 degrees) from the horizontal in order to utilize the maximum amount of space within the corrugated shipping container. Under
25 these conditions, trays that do not absorb food purge or juices quickly enough are unsatisfactory for such use where the finished trays are quickly placed in a shipping container at an angle. In such circumstances, some significant portion of the food purge or juices accumulate at the bottom edge of the absorbent tray as such tray rests in the shipping container.

Such a tray, which does not absorb food purge or juices quickly enough is unsatisfactory
30 for use because during shipping (and/or prior to the contents being frozen), there is some risk that the juices will leak out of the package, causing messy and unsanitary conditions in the shipping container. Also, at such time when the package is placed in a display case for retail

sale, it will have an unsatisfactory appearance. Like many consumer products, a decision to purchase a food is often made based on both visual appeal and practical considerations. Thus there is a need for a meat package, which has very rapid juice absorbing properties, and which will retain juice from meat contained therein during handling, and during transportation of the meat to the display location, the checkout/purchase counter, and to the customer's home, even when such a package is placed at an angle shortly after packaging, and at various times thereafter. To provide such a meat package, there is a need to modify the nature of the open cell absorbent pad to more quickly absorb the meat purge in a vertical or nearly vertical position.

It is therefore an object of an aspect of this invention to provide a simple, inexpensive food package with rapid juice absorbing capability.

It is therefore an object of an aspect of this invention to provide a simple, inexpensive food package that will retain absorbed juices when such package is placed at an angle other than horizontal.

Disclosure of the Invention

In accordance with the present invention, there is provided a highly absorptive open cell polymer foam having a ratio of cell size to pore size of between about 1 and about 4, wherein said polymer foam is comprised of between 50 to about 90 percent open cells; said polymer foam has an average cell diameter of between about 1 and about 10 thousandths of an inch; said polymer foam has a ratio of cell size to pore size of about 1 to about 10; said polymer foam has a density of between 1 and about 20 pounds per cubic foot; and said polymer foam has a contact angle when placed with water of about 0 to 70 degrees.

In accordance with the present invention, there is further provided a food package comprising a tray having a bottom bounded by an upwardly extending lip around the perimeter of said bottom and a liquid-absorbing pad comprised of polymer foam joined to said bottom of said tray, wherein said polymer foam is comprised of between 50 to about 90 percent open cells; said polymer foam has an average cell diameter of between about 1 and about 10 thousandths of an inch; said polymer foam has a ratio of cell size to pore size of about 1 to about 10; said polymer foam has a density of between 1 and about 20 pounds per cubic foot; and said polymer foam has a contact angle when placed with water of about 0 to 70 degrees.

Brief Description Of The Drawings

The invention will be described by reference to the following drawings, in which like numerals refer to like elements, and in which:

Figure 1A is a top view of a unitary closed cell foam tray of the prior art, used in packaging, and retail sale of meats, seafood, and the like;

Figure 1B is a sectional view of the closed cell foam tray of Figure 1A, taken along line 1B-1B of Figure 1A.

Figure 2A is a top view of a first embodiment of the juice-absorbing package of the present invention;

5 Figure 2B is a sectional view of the juice-absorbing package of Figure 2A, taken along line 2B-2B of Figure 2A.

Figure 3A is a top view of a closed cell foam tray that is used as one part of the juice-absorbing package of the present invention;

10 Figure 3B is a sectional view of the juice-absorbing package of Figure 3A, taken along line 3B-3B of Figure 3A.

Figure 4A is a sectional view of the tray of Figure 3B, and a preferred juice absorbing pad, prior to assembly thereof to form a preferred juice absorbing package;

15 Figure 4B is a detailed view of a portion of the juice absorbing pad and tray bottom depicted in the sectional view of Figure 6B, after the juice absorbing pad and tray have been assembled together

Figure 5A is a top view of a first embodiment of the foam tray and juice absorbing pad of Figure 4, prior to assembly;

Figure 5B is a top view of a second embodiment of the foam tray and juice absorbing pad of Figure 4, prior to assembly;

20 Figure 5C is a detailed view of a portion of the juice absorbing pad and tray bottom depicted in Figure 5B and in the sectional view of Figure 6B, after the juice absorbing pad and tray have been assembled together;

Figure 6A is a top view of an assembled preferred embodiment of applicants' juice absorbing package.

25 Figure 6B is a sectional view of the juice-absorbing package of Figure 6A, taken along line 6B-6B of Figure 6A.

Figure 7A is a sectional view of an embodiment of a juice and oxygen absorbing package comprising an oxygen absorbing packet.

30 Figure 7B is an enlarged detailed view of a portion of the juice and oxygen absorbing package of Figure 7A, depicting the oxygen absorbing packet therein.

Figure 8 is a sectional view of one preferred barrier packaging system for absorbing juice and absorbing and/or purging oxygen from the atmosphere therein, comprising the

overwrapped juice and oxygen absorbing tray of Figure 7A, disposed within a valved barrier bag.

Figure 9A is a cross-sectional view of a meat tray that does not absorb juices quickly enough and/or does not retain juices when tilted at an angle to the horizontal direction.

5 Figure 9B is a cross-sectional view of a meat tray that does absorb juices quickly enough and/or does retain juices when tilted at an angle to the horizontal direction.

Figure 10 is a cross sectional view of a shipping container containing one tray as depicted in Figure 9A, and the remaining trays as depicted in Figure 9B, all tilted at an angle to maximize the number of trays packed in the shipping container.

10 Figure 11 is a schematic representation of an open cell within the foam of the present invention, comprising a pore therein.

Figure 12 is a schematic representation of the apparatus and the placement of a foam pad sample therein for measuring vertical rise absorption capacity.

15 Figure 13 is a schematic representation of the apparatus and the placement of a foam pad sample therein for measuring such an "angular absorption rate."

The present invention will be described in connection with a preferred embodiment, however, it will be understood that there is no intent to limit the invention to the embodiment described. On the contrary, the intent is to cover all alternatives, modifications, and equivalents as may be included within the spirit and scope of the invention as defined by the appended
20 claims.

Best Mode for Carrying Out the Invention

For a general understanding of the present invention, reference is made to the drawings. In the drawings, like reference numerals have been used throughout to designate identical elements.

25 Figure 1A is a top view of a unitary closed cell foam tray of the prior art, used in packaging, and retail sale of meats, seafood, and the like. Figure 1B is a sectional view of the closed cell foam tray of Figure 1A, taken along line 1B-1B of Figure 1A. Referring to Figures 1A and 1B, foam tray 10 comprises a substantially flat bottom 12, bounded by an upwardly extended lip 14 around the entire perimeter 16 thereof. In use, a food product (not shown) such
30 as, e.g. a piece of meat, poultry, or fish is placed upon bottom 12 of tray 10, tray 10 is typically fully wrapped with clear stretch wrap film (not shown), thereby enclosing the food therein. Juices leaked from such food are retained within tray 10 by lip 14, as long as tray 10 is maintained in a substantially horizontal position.

Figure 2A is a top view of a first embodiment of the juice-absorbing package of the present invention. Figure 2B is a sectional view of the juice-absorbing package of Figure 2A, taken along line 2B-2B of Figure 2A. Referring to Figures 2A and 2B, juice-absorbing package 20 comprises a substantially flat bottom 22 bounded by an upwardly extended lip 24 around the entire perimeter 26 thereof, and a juice absorbing pad 28 suitably joined to the bottom 22 of tray 20. Juice absorbing pad 28 may be joined to the bottom 22 of tray 20 by a suitable liquid or molten adhesive (not shown) applied to bottom 22, prior to engagement with pad 28, or by application of adhesive (not shown) around the perimeter 30 of pad 28, or by heat seal means, or by application of a double sided adhesive tape (not shown) to bottom 22 of tray 20, or to the underside of pad 28, prior to the engagement of pad 28 with bottom 22 of tray 20.

In a further embodiment, juice absorbing pad 28 may be joined to the bottom 22 of tray 20 by lamination to bottom 22 of tray 20. Such lamination may be done by a laminating machine that laminates a pad 28 that covers at least a substantial portion of tray 20, and preferably the entire bottom 22 of tray 20, before or during the formation of tray 20 from the raw sheet polymer foam from which tray 20 is formed.

In one preferred embodiment, juice-absorbing pad 28 is made of a wafer of hydrophilic open cell foam, such that it is wettable, and absorbs water. In one more preferred embodiment, such open cell foam wafer is made from a resin selected from the group consisting of polyethylene, polyvinyl chloride, polyacrylonitrile (such as the "BAREX" resin sold by the British Petroleum/Amoco company), poly(ethylene terephthalate), polystyrene, rubber-modified polystyrene, Kraton Polymers supplied by Kraton, ethylene vinyl acetate(EVA), mixtures of polystyrene and EVA, ethylenepolystyrene, interpolymers (such as "INDEX" interpolymers sold by Dow Chemical Corporation of Midland Michigan), polypropylene, polyurethane, polyisocyanurate, epoxy, urea formadehyde, rubber latex, silicone, fluropolymer or copolymers thereof or blends thereof.

In one embodiment, depicted in Figures 2A and 2B, juice absorbing pad 28 comprises an upwardly disposed impermeable surface 29 having a plurality of perforations 42 disposed therethrough. When juices leak from a piece of food (not shown), that is placed within juice absorbing package 20 upon surface 29, such juices flow through perforations 42, and are absorbed by the porous open cell inner core 27 of pad 28.

In a further embodiment, juice-absorbing pad 28 is joined to the bottom 22 of tray 20 by use of a solvent that will partially dissolve or soften both tray 20 and juice absorbing pad 28. With the mating surfaces of tray 20 and juice absorbing pad 28 partially dissolved and in a

liquid or plastic state, when such surfaces of tray 20 and juice absorbing pad 28 are engaged with each other, a strong bond there between is provided after the evaporation of the solvent occurs. In one example of such an embodiment, a tray of polystyrene closed cell foam was bonded to a wafer of water absorbing polystyrene open cell foam with 70% open cells by the use of a mixture of ortho-, meta-, and para- xylenes. Other suitable bonding solvents include acetone, and mixtures of xylenes and methyl alcohol, or similar solvents that at least partially dissolve polystyrene.

Figures 3A – 6B depict aspects of a more preferred embodiment of applicants' juice absorbing package, in unassembled and assembled states. Figure 3A is a top view of a preferred foam tray that is used as the main container of applicants' preferred juice absorbing package. Figure 3B is a sectional view of the juice-absorbing package of Figure 3A, taken along line 3B-3B of Figure 3A. Referring to Figures 3A and 3B, foam tray 32 comprises a substantially flat bottom 33, bounded by an upwardly extended lip 34 around the entire perimeter 31 thereof. In one embodiment, foam tray 32 comprises an array of indented or protruding dimples 35 disposed on bottom 33

In the preferred embodiment, foam tray 32 further comprises a step 39 disposed around the perimeter of flat bottom 33, such that a substantially rectangular recessed or countersunk volume is formed within foam tray 32 by step 39 and flat bottom 33. This countersunk volume provides a space within tray for the placement of a juice absorbing pad therein as depicted in Figure 6B, the details of which will be explained subsequently in this specification.

Figure 4A is a sectional view of the tray of Figure 3B, and a preferred juice absorbing pad, prior to assembly thereof to form a preferred juice absorbing package. Referring to Figure 4A, juice- absorbing pad 36 comprises a porous open cell inner core 37 bounded by an intact smooth skin 38 on one side, and a perforated smooth skin 40 on the other side. In the preferred embodiment, juice absorbing pad 36 is joined to foam tray 32 with the perforated skin 40 positioned adjacent to bottom 33 of tray 32. Juice absorbing pad 36 is preferably joined to foam tray 32 by a plurality of adhesive dots 50.

Figure 5A is a top view of a first embodiment of the foam tray and juice absorbing pad of Figure 4, prior to assembly. Referring to Figure 5A, juice absorbing pad 36 is depicted with perforated side 40 facing upward, thereby showing an array of perforations 42 disposed through perforated side 40. Figure 5A further depicts a plurality of adhesive dots 50 having been applied immediately prior to assembly of juice absorbing pad 36 with tray 32.

Adhesive dots 50 preferably comprise a liquid adhesive. In one embodiment, foam tray 32 comprised polystyrene closed cell foam, juice absorbing pad comprised open cell polystyrene foam having at least 70 percent open cells, and adhesive dots 50 comprised a low molecular weight polyethylene hot-melt adhesive applied with a hot-melt glue gun. Other adhesives, which suitably adhere to the juice absorbing pad 36 and foam tray 32, and which are inexpensive, easy to apply, and meet FDA and USDA requirements may be suitable. In one embodiment, it is preferred that adhesive dots 50 are elastic, after such dots are fully cured.

In the embodiment shown in Figure 5A, adhesive dots 50 are applied to the bottom 33 of tray 32. It will be understood that alternatively, adhesive dots 50 may be applied to perforated side 40 of juice absorbing pad 32. In either case, after application of a plurality of adhesive dots 50, assembly of juice absorbing pad 36 to tray 32 is performed by turning perforated side 40 of juice absorbing pad 36 toward bottom 33 of tray 32, and pressing juice absorbing pad 36 against bottom 33 of tray 32, as indicated by arrow 49 of Figure 4A.

Figure 5B is a top view of a second embodiment of the foam tray and juice absorbing pad of Figure 4, prior to assembly. The embodiment of Figure 5B is similar to the embodiment described and shown in Figure 5A, with the exception being that instead of dots of adhesive being used to join pad 36 to tray 32, a continuous bead 51 of adhesive is disposed near the perimeter of bottom 33 of tray 32, formed by step 39. Thus when pad 36 is assembled to tray 32 with perforated side 40 toward bottom 33 of tray 32, interstice 44 (see Figure 4B) is entirely sealed beneath pad 36, and the height of interstice 44 is defined by the thickness of cured bead 51 of adhesive. Such a continuous bead 51 of adhesive is preferably applied to bottom 33 of tray 32 within between about 0.25 inches and about 0.5 inches of step 39 of tray 32.

The sealing of interstice 44 beneath pad 36 is advantageous in certain applications of applicants' juice absorbing package. Figure 5C is a detailed view of a portion of the juice absorbing pad and tray bottom depicted in Figure 5B and in the sectional view of Figure 6B, which depicts the phenomena providing such an advantage. Referring to Figure 5C, juices are prevented from wicking into interstice 44 beneath pad 36 around the perimeter thereof by bead 51 of adhesive, which is disposed beneath and slightly inside of perimeter 41 of pad 36. However, in this embodiment, juices collected in trench 44 formed between perimeter 41 of pad 36 and step 39 of tray 32 (see Figures 6A and 6B) wick into pad 36 through the porous, unsealed perimeter 41 of pad 36, as indicated by arrow 52. Subsequently, juices wick further into pad 36, and when the open cells of pad 36 approach saturation, juices flow out through perforations 42, and into interstice 44, as indicated by arrows 54. Thus, in this embodiment, the

provision of a sealing bead 51 of adhesive disposed substantially around the perimeter 41 of pad 36 results in interstice 44 functioning as a compartment that holds additional juices in addition to what pad 36 absorbs.

Through experimentation, applicants have determined ranges of package component properties, which provide acceptable juice absorbing packages and are thus to be considered within the scope of the present invention. Referring to Figures 4A – 6B, juice absorbing pad 36 is preferably between about 20 mils and about 300 mils thick, depending upon the size and juice content of the food to be packaged, one mil being equal to one one-thousandth (0.001) of an inch. Juice absorbing pad 36 is preferably comprised of open cell foam comprising between about 20 percent and about 90 percent open cells, the open cells thereof containing air comprising about 21 percent oxygen, prior to performing any packaging step that dilutes, purges, or absorbs such oxygen. Such open cell foam preferably comprises open cells having an average diameter of between 1 and 10 mils.

Such open cell foam preferably has a density of between about 1 and about 20 pounds per cubic foot, and such open cell foam preferably has a contact angle of from about zero to about 70 degrees when placed in contact with water. In one preferred embodiment, such open cell foam preferably further comprises from about 0.5 percent to about 15 percent by weight of surfactant, which renders such foam hydrophilic, thereby enhancing juice absorption of such foam.

One measure of the extent to which such foam is made hydrophilic is the contact angle of water upon a cast film of the surfactant-containing polymer comprising such foam. Such contact angle is customarily defined as the angle between the surface of a liquid and the surface of a partially submerged object, or of a container holding the liquid, at the line of contact. In the preferred embodiment, the contact angle of water upon the surfactant-containing polymer film comprising such foam is between about 0 and about 70 degrees.

Referring to Figures 5A - 6B, the distance between the edge 41 of juice absorbing pad 36 and the step 39 of tray 32 (i.e. the width of trench 44) is between about 0.001 inches and about 0.250 inches, preferably between about 0.025 inches and about 0.125 inches, and more preferably between about 0.040 inches and about 0.080 inches. The interstice 44 between bottom 33 of tray 32 and underside 40 of pad 36 is determined by the cured thickness of adhesive dots 50 or adhesive bead 51, in embodiments in which adhesive is used. In such embodiments interstice 44 is between about 0.001 and about 0.075 inches, preferably between about 0.010 inches and about 0.050 inches, and more preferably between about 0.015 inches

and 0.020 inches. In embodiments in which no adhesive is used, e.g. where solvent is used to partially dissolve some area of bottom 33 and underside 40 of pad 36, and then pressing underside 40 of pad 36 against bottom 33, as previously described, interstice 40 is approximately 0.000 inches to about 0.020 inches, the upper limit being determined by the deviation of bottom 33 of tray 32 and/or underside 40 of pad 36 from absolute flatness when such parts are joined together.

In a further embodiment (not shown), pad 36 is made with a serrated edge at perimeter 41, which provides more surface area around perimeter 41. Such additional surface area increases the rate at which pad 36 absorbs juices released by the food contained in the juice absorbing package. Such a serrated edge may be provided by cutting pad 36 using a toothed knife, which preferably has between 10 and 100 teeth per inch of cutting edge thereof.

Figure 6A is a top view of an assembled preferred embodiment of applicants' juice absorbing package. Figure 6B is a sectional view of the juice-absorbing package of Figure 6A, taken along line 6B-6B of Figure 6A. Referring to Figures 6A and 6B, juice absorbing package 30 comprises juice absorbing pad 36 joined to closed cell foam tray 32, with non-perforated side 38 of juice absorbing pad 36 facing outward. In use, a food product (not shown) such as, e.g. a piece meat or fish is placed upon non-perforated side 38 of juice absorbing pad 36, and juice absorbing package 30 is typically fully wrapped with clear stretch wrap film, thereby enclosing the food therein. When juices leak from such food, they flow into a small trench 44 formed between the perimeter 41 of juice absorbing pad 36 and the step 39 of bottom 33 of tray 32. Thus the use of a tray 32 with a countersunk bottom 33 formed by step 39 is preferable over the use of the simple, flat bottomed tray 26 of Figures 2A and 2B, because trench 44 is formed by step 39 of tray 32 and perimeter 41 of pad 36, thereby directing leaked juices into the perimeter 41 of pad 36, and/or into the interstice 44 beneath pad 36.

In addition, in the embodiment depicted in Figures 4B and 5A, leaked juices flow into interstice 44 between juice absorbing pad 36 and bottom 33, into perforations 42, and into porous open cell core 37 of pad 36, as indicated by split arrows 46. In this embodiment, applicants' juice absorbing package 30 (see Figure 6) has a high juice absorbing rate, as well as capacity. Without wishing to be bound by any particular theory, applicant believes that when juice absorbing pad 36 is joined to the bottom 33 of tray 32 by use of dots 50 of elastic adhesive, such elastic adhesive may stretch, enabling juice absorbing pad 36 to separate slightly from the bottom 33 of tray 32, due to the effect of a buoyant force and possibly a capillary force. Accordingly, interstice 44 is increased under the influence of such force, and the rate at which

juice is absorbed by pad 36 is enhanced. It will be apparent that the presence of perforations 42 in juice absorbing pad 36 is also important, in that such perforations enable the flow of juices into open cell core 37, through an otherwise impermeable smooth skin on pad 36.

5 In one embodiment of applicants' juice absorbing package comprising a foam tray, such tray is preferably a closed cell foam tray comprising at least about 50 weight percent polymer having at least about 90 percent closed cells with juice absorbing package further comprising a juice absorbing pad of open cell foam. In use, such a package would be used to package meat, being overwrapped or lidded with PVC film or other suitable stretch wrap. In one further embodiment, the foam material that is formed into such trays is coextruded or laminated with a
10 thin surface oxygen barrier film that is fusible with such wrap, thereby enabling such wrap to be heat sealed to the foam tray, sealing the meat therein.

In one embodiment, juice absorbing pad 36 was made of open cell polystyrene foam, 0.25-inch thick, 4.6 inches wide, and 10.6 inches long, perforated on one side as shown in Figure 5, and having a dry weight of 7.0 grams. Tray 32 was formed of material as described
15 above, with a countersunk bottom having a step 39 0.25 inches high, a width of 4.8 inches, and a length of 10.8 inches, thereby forming a trench 44 approximately 0.1 inches wide and 0.25 inches deep for the collection of juices therein.

In an experiment, approximately 120 grams of water (the major constituent of meat juices) was poured into the juice absorbing package of Figure 6, made with the 7.0 gram juice
20 absorbing pad. It was visually apparent that the majority of such water was wicked into and absorbed by the juice absorbing pad. After one minute, the surplus water was poured from the tray, and the tray plus absorbed water was weighed. The juice absorbing pad absorbed 60.3 grams of water in one minute, i.e. more than eight times its weight, demonstrating sufficient juice absorbing capacity and absorption rate for effective use in a juice absorbing package.

25 Additionally or alternatively to the use of an open cell foam pad for juice absorption, in a further embodiment, one could use a single piece, pieces, or pellets of a super absorbent polymer, such as those described in United States patent 6,458,877.

The aforementioned embodiments of applicants' preferred juice absorbing package are superior to other prior art packages in additional ways. By having the meat, fish, or other food
30 packaged therein resting on the non-perforated skin of the juice absorbing pad, such food is not excessively depleted of juice in the region of contact with the pad. This results in the food having more uniform cooking, texture, and taste properties when prepared and consumed. In

addition, the manner in which the juice absorbing package wicks juices inwardly from along the perimeter of such pad, and hides such juices provides a more aesthetically pleasing package, which better promotes retail sale of the food therein. Additionally, by separating the juices from the meat product the possibility of bacterial contamination is reduced and product safety is enhanced.

In further embodiments, the applicants' juice absorbing package further comprises a bactericide. In one embodiment, such a bactericide is disposed throughout a portion or substantially all of the porous structure of the juice absorbing pad. In another embodiment, such a bactericide is disposed through a second pad or a piece fabric placed between the bottom of the tray and the juice absorbing pad.

The present invention is not limited to the use of a closed cell and/or gas impermeable foam tray as the main container of the juice absorbing package. In one further embodiment of applicants' juice absorbing package comprising a foam tray, such tray comprises at least 50 weight percent polymer comprising between about 20% and about 80% open cells. The foam of such tray is preferably without surfactant so that such tray is rendered hydrophobic, and will be substantially repellent and non-absorbing of leaked juices. Alternatively, the foam of such tray comprises at least about 50 weight percent hydrophilic polymer surfactant mixture comprising between about 20% and about 80% open cells. The juice absorbing pad of this embodiment preferably comprises open cell foam. In use, such a package would also be used to package meat, and overwrapped or lidded with PVC film or other suitable stretch wrap as described previously.

In another embodiment, applicants' juice absorbing package comprises a tray formed of a gas permeable solid resin, such as polypropylene, polystyrene, low-density polyethylene, amorphous poly(ethylene terephthalate), high-density polyethylene, and suitable mixtures thereof. The gas permeable solid trays may be laminated with a thin film of oxygen barrier material to render them useful in modified atmosphere packaging systems.

In other embodiments, the juice absorbing package of the present invention may be incorporated into other packaging having means to absorb, dilute, displace or control the concentration of oxygen therein. Such packaging is disclosed in applicant's United States patents 6,269,946, 6,269,945, 6,213,294, 6,112,890, 6,210,725, 6,023,915, 6,520,323, and 6,877,601.

Thus, the previously described embodiments of the juice absorbing package comprising a closed cell foam tray, or an open cell foam tray without surfactant, or a gas-permeable solid resin tray, may be overwrapped or lidded with highly gas permeable film and placed in heat shrinkable barrier valve bag containing means for flowing a non-oxidizing gas such as carbon dioxide therein, as described in applicant's corresponding United States patents 6,520,323 and 6,877,601. Such a package would be advantageous in that it would provide juice absorbing capability, and an extended shelf life by reducing the exposure of the food packaged therein to oxygen.

In another embodiment having such advantages, the juice absorbing package comprising a closed cell foam tray, or an open cell foam tray without surfactant, or a gas-permeable solid resin tray, further comprises an oxygen absorber, disposed within such package, overwrapped, and placed in heat shrinkable barrier bag. The oxygen absorber may be a separate item, such as a packet comprising an oxygen absorbing material, such as iron powder. Such oxygen absorbing materials and packets are described in e.g., United States patents 6,436,872, 6,248,690, 6,156,231 of McKedy. Such oxygen absorbing packets are well known and are commercially available from suppliers such as e.g., Multisorb, Inc. of Buffalo, NY.

Figure 7A is a sectional view of one preferred embodiment of a juice and oxygen absorbing package comprising an oxygen absorbing packet. Figure 7B is an enlarged detailed view of a portion of the juice and oxygen absorbing tray of Figure 7A, depicting the oxygen absorbing packet therein. Referring to Figures 7A and 7B, oxygen absorbing packet 56 is disposed in package 90, which is overwrapped by film 60. In the preferred embodiment, oxygen absorbing packet is disposed upon bottom 33 of tray 32, beneath juice absorbing pad 36, within a pocket 58 formed therein. Such a placement of oxygen absorbing packet provides for a more aesthetically pleasing appearance to the consumer.

In yet a further embodiment alternatively or additionally to an oxygen absorbing packet, the function of oxygen absorption is provided by an oxygen absorbing composition incorporated within or coated onto the tray, absorbent pad and/or film used as an overwrap or lid for the tray of the package. One suitable oxygen absorbing composition is comprised of an oxygen scavenging polymer as described in United States patent 6,455,620 of Cyr et al. Thus in the preferred embodiment of Figure 7A, over-wrap 60, tray 32, and/or pad 36 further comprise an oxygen scavenging polymer, which

reduces the exposure of the meat 200 contained within package 90 to oxygen, thereby increasing the shelf life of meat 200.

Figure 8 is a sectional view of one preferred barrier packaging system for absorbing juice and absorbing and/or purging oxygen from the atmosphere therein, comprising the
5 overwrapped juice and oxygen absorbing tray of Figure 7A, disposed within a valved barrier bag. Referring to Figure 8, in one embodiment, the oxygen and juice absorbing package 90 is disposed through opening 74 in a heat shrinkable barrier bag 70 as described in applicant's
10 United States patent 6,877,601. The opening 74 of such barrier bag 70 is sealed, such barrier bag is heat-shrunk, and the atmosphere within bag 70 is evacuated through one-way valve 72, as described in applicant's aforementioned pending application and in applicant's United States
patents 6,269,945, 6,269,946, 6,213,294, 6,112,890, and 6,210,725.

In another embodiment, alternatively or additionally to oxygen absorbing packet 56, a source of non-oxidizing gas is disposed within barrier bag 70. Referring again to Figure 8, a
15 piece 110 of solid carbon dioxide is disposed within barrier bag 70, prior to the sealing of opening 74. Subsequently, solid carbon dioxide piece 110 sublimates as indicated by arrows 112, purging the air therein, and providing a non-oxidizing atmosphere. Accordingly, the exposure of meat 200 contained in package 100 to oxygen is substantially eliminated, thereby, greatly
extending the shelf life of such meat prior to purchase.

In another embodiment, alternatively or additionally to solid carbon dioxide piece 110, a
20 carbon dioxide producing sachet is disposed within barrier bag 70. Such sachets are well known and are commercially available from suppliers such as e.g., CO2 Technologies of West Des Moines Iowa. In the embodiment depicted in Figure 8, sachet 114 is disposed within barrier bag 70, and when moisture diffuses into sachet 114 as indicated by arrow 116, carbon dioxide is produced by a chemical reaction, and is released into barrier bag 70, as indicated by
25 arrow 118.

In another embodiment, tray 32 is provided with additional volume, and an additional compartment therein, in which the piece of solid carbon dioxide is disposed prior to the wrapping of tray 32 with film 60, and the sealing of package 90 in barrier bag 70, as described in the aforementioned applicant's patent 6,269,946.

30 As was described in the Background of the Invention in this specification, in some circumstances, an absorbent tray is packaged with meat and immediately placed into a container for shipping. The finished tray containing the food product is placed into the shipping container at an angle greater than zero (and typically about 45 degrees) from the horizontal in order to

utilize the maximum amount of space within the corrugated shipping container. Under these conditions, trays that do not absorb food purge or juices quickly enough are unsatisfactory for such use where the finished trays are quickly placed in a shipping container at an angle. In such circumstances, some significant portion of the food purge or juices accumulate at the bottom edge of the absorbent tray as such tray rests in the shipping container.

Figure 9A is a cross-sectional view of a meat tray that does not absorb juices quickly enough and/or does not retain juices when tilted at an angle to the horizontal direction. Figure 9B is a cross-sectional view of a meat tray that does absorb juices quickly enough and/or does retain juices when tilted at an angle to the horizontal direction. Figure 10 is a cross sectional view of a shipping container containing one tray as depicted in Figure 9A, and the remaining trays as depicted in Figure 9B, all tilted at an angle to maximize the number of trays packed in the shipping container.

Referring to Figure 9A, package 30 is shown tilted at an angle to the horizontal plane 2, wherein such angle is typical of the angle at which multiple packages are placed in a shipping container as shown in Figure 10, preferably so that upwardly extending lip 34 is approximately parallel to horizontal plane 2. Package 30 comprises a juice absorbing pad 36, which does not absorb juices quickly enough, i.e. juice absorbing pad 36 does not absorb juice within the time from when meat 200 is first placed upon pad 36, until the time that over-wrapping film 61 is wrapped over the top of tray 32, and package 30 is placed in a shipping container at an angle as shown in Figure 10. In a typical production meat packing operation, such time may vary from between about 1 minute to about 10 minutes.

As a consequence of such insufficient rate of absorption, or as a consequence of pad 36 being unable to completely retain meat juice therein when tilted, juice 202 forms a pool at the lowermost portion of package 30 at such time (or soon thereafter) package 30 is tilted on edge. Such a condition is unsatisfactory, because during shipping (and/or prior to the contents being frozen), there is some risk that pooled juice 202 will leak out of the package, causing messy and unsanitary conditions in the shipping container. Also, at such time when the package is placed in a display case for retail sale, it will have an unsatisfactory appearance.

Referring to Figure 9B in contrast, package 130 comprises juice absorbing pad 136, joined to tray 132. Pad 136 does absorb juices quickly enough (i.e. in the time between placement of meat therein, and the time between angular placement in shipping container 900 of Figure 10) and also does retain juices when tilted at an angle to the horizontal direction.

To provide such a meat package, applicant has modified the nature of the open cell absorbent pad 136 to more quickly absorb the meat purge in a vertical or nearly vertical position. In accordance with the present invention, an open cell absorbent pad 136 is provided, which has a high rate of absorption of liquids; and a meat package 130 is provided comprising such a high absorption rate pad 136, which will absorb meat juices quickly after meat is placed therein, and which will retain such juices when such package is placed at an angle to the horizontal plane.

Figure 11 is a schematic representation of an open cell within the foam of the present invention, comprising a pore therein. Referring to Figure 11, for the sake of simplicity of illustration, cell 300 is depicted as having a cubic shape. In actuality, cell 300 may have other shapes, and in most cases, foam cell has a shape more closely approximated by a dodecahedron having a characteristic dimension 399 along an axis there-through.

Cell 300 comprises a cell wall 301 comprised of a plurality of cell facets or walls 302, 304, 306, etc. In a circumstance wherein cell 300 has a dodecahedral shape, cell 300 has twelve facets. Facets 302, 304, 306, etc. are shared with neighboring cells (not shown), which in turn share facets with other neighboring cells, thereby making up the continuum or matrix of open cells forming the open cell foam, and eventually terminating at the outer surface, or "skin" of such foam.

Facet 302 of cell 300 comprises a pore 310 having an approximately circular or elliptical shape having a characteristic size 398. Thus cell 300 is in communication with its neighboring cell (not shown) through pore 310, which also shares facet 302. Fluids, i.e. liquids and/or gases, and/or chemical species may flow through pore 310 from cell 300 to its neighbor sharing facet 302, through the action of a pressure gradient, a concentration gradient, a capillary force, an electrostatic field, a magnetic field, or other effect, depending upon the properties of the particular fluid and the properties of the foam. For significant flow of fluid to occur through the foam, at least one of other facets 304, 306, and/or others not shown preferably comprise a pore therein, so that other neighboring cells are in communication there-through with cell 300.

In order to obtain significant absorption it is preferable that at least about 50% of the cells within the cell matrix be interconnected through pores. Absorption increases as the proportion of open cell content increases. Thus, preferably at least about 65 percent, and more preferably, about 80 percent of the cells within the cell matrix be interconnected through pores.

EXPERIMENTAL

The applicant has discovered that the rate of liquid absorption, as well as the volume of absorption for an open cell polystyrene foam can be significantly increased by controlling and varying the ratio of the cell size 399 to the open cell foam pore size 398. By optimizing the ratio of cell size to pore size, the applicant has produced an open cell foam having superior properties with respect to the rate of liquid absorption into the open cell foam, the total volume of absorption within the open cell foam, and subsequent retention of liquid therein when a sheet of such foam is oriented at an angle to the horizontal plane.

A series of open cell foam liquid absorbent pad samples were produced with varying ratios of pore size and cell size. Cell "diameter" (i.e. the equivalent of cell size 399 of Figure 11) was measured using a Boreal Microscope and Motic Software available from Fisher Scientific of Farlawn, New Jersey. The percentage of open cells was measured using an air comparison pycnometer obtained from Quantachrome Inc., Boynton Beach Florida.

Pore size was measured using the Washburn Equation, which is described on page 9 in *Absorbent Technology* edited by Chatterjee and Gupta published by Elsevier in 2002, and which reads as follows:

$$\ln\{1 - L/L_{eq}\}^{-1} - L/L_{eq} = B_l t$$

where:

L = capillary rise height at time = t

L_{eq} = capillary rise height at equilibrium, and

$$B_l = r_c^2 \rho_l g / 8nL_{eq}$$

where r_c^2 = pore radius squared

ρ_l = density of liquid

g = gravitational constant and

n = liquid viscosity

Data for the cell morphology of one preferred absorbent pad sample, as well as two prior art absorbent pad samples are shown in Table 1.

SAMPLE	CELL DIAMETER (microns)	PORE SIZE (microns)	% OPEN CELLS	RATIO OF CELL DIAMETER TO PORE DIAMETER
A	150	4	74	37.5
B	250	13.2	72	18.9
C	50	10.5	87	4.8

TABLE 1. CELL MORPHOLOGY OF SELECTED OPEN CELL FOAM PADS.

Sample A is representative of an open cell pad described previously in the applicant's pending application U.S.S.N.10/300,256, filed November 20, 2002.

Sample B is a commercial sample of open cell absorbent foam obtained from Vitembal located in Avignon France.

5 Sample C is a sample of the preferred open cell foam made in accordance with the present invention.

Vertical Absorption Capacity

10 The absorption capacity for each sample in Table 1 was characterized by measuring the amount of water absorbed by each sample after 30 minutes in the vertical direction. Figure 12 is a schematic representation of the apparatus and the placement of a foam pad sample therein for measuring vertical rise absorption capacity. Referring to Figure 12, a sample 902 of foam pad was cut by a razor or other sharp tool to a preferred size. In the tests described herein, sample 902 was cut in a rectangular shape, 1.25 inches wide by 5.0 inches long. The cut sample 902 was then precisely weighed on an analytical balance.

15 A beaker 980 containing a liquid 982 having substantially the same absorption properties as meat juice was placed beneath the sample, which was held in a fixture (not shown). In the experiments performed, liquid 982 was water. Sample 902 was lowered until the lower edge 903 thereof was just slightly immersed in water 982. Water 982 rises up through foam sample 902 through capillary action as indicated by arrows 984. The sample 902 was held
20 in this position for 30 minutes, and the weight of the sample 902 and absorbed water therein was quickly weighed after removal from the fixture, thereby enabling, by subtraction, the calculation of the weight of the absorbed water therein.

The results for samples A,B, and C described previously are shown in Table 2. The data in Table 2 represents an average of three runs.

SAMPLE	ABSORPTION:
	GRAMS OF WATER ABSORBED / GRAM OF ORIGINAL SAMPLE
A	0.82
B	2.20
C	6.70

25 TABLE 2. 30 MINUTE VERTICAL RISE ABSORPTION CAPACITY OF SELECTED OPEN CELL FOAM PADS.

It is clear that Samples C, made in accordance with the present invention, exhibits significantly improved vertical absorption capacity when compared to Samples A as previously described in this specification, as well as the Vitembal prior art foam pad, sample B. Sample C

of the present invention is superior to Sample A in vertical absorption capacity by approximately a factor of 8, and Sample C is superior to Sample A in vertical absorption capacity by approximately a factor of 3.

Horizontal Absorption Rate

5 Samples A and C as previously described herein were tested for horizontal absorption rate. The measurement of horizontal absorption rate was conducted by immersing a 4 inch by 4 inch piece of each Sample A and Sample C in water. Dry weights of each sample were measured before immersion, and the rate of weight increase of each, i.e. the rate of water absorption of each was measured as a function of time. The results of this horizontal absorption
10 rate test are shown in Table 3. The data in Table 2 represents an average of three runs.

TIME (seconds)	SAMPLE A WEIGHT GAIN (grams)	SAMPLE C WEIGHT GAIN (grams)	RATIO OF ABSORPTION RATE OF SAMPLE C TO ABSORPTION RATE OF SAMPLE A
0	0	0	0
15	5.2	13.7	2.6
30	5.9	14.0	2.4
60	6.0	14.1	2.35
120	6.1	14.6	2.4

TABLE 3. RATE OF WATER ABSORPTION OF HORIZONTALLY POSITIONED SAMPLE A AND SAMPLE C OPEN CELL FOAM PADS.

The improved open cell foam pad of Sample C of the present invention absorbs water at a rate of between about 2.35 to about 2.6 times the rate of the previously described pad of
15 Sample A.

Angular Absorption Rate

An additional test was performed to measure the improved absorbency of the foam pad of the present invention when such pad is disposed at an angle to the horizontal plane. This test simulates the conditions when the finished package is placed at an angle into a corrugated box
20 container for shipping as shown in Figure 10. Figure 13 is a schematic representation of the apparatus and the placement of a foam pad sample therein for measuring such an "angular absorption rate." Referring to Figure 13, a sample 912 of foam pad was cut by a razor or other sharp tool to a preferred size. In the tests described herein, sample 912 was cut in a rectangular shape, 1.5 inches wide by 6 inches long. The cut sample 912 was then precisely weighed on an
25 analytical balance.

A shallow beaker 990 containing a liquid 992 having substantially the same absorption properties as meat juice was provided, in which was placed a fixture 994 having an angular slope 996 disposed at an angle 995 of approximately 115 degrees to the horizontal plane 2. In the experiments performed, liquid 992 was water. Sample 912 was placed upon fixture 994 until the lower edge 913 thereof was just slightly immersed in water 992. Water 992 rises up through foam sample 912 through capillary action as indicated by arrow 997. The sample 912 was held in this position for brief periods of time, and the weight of the sample 902 and absorbed water therein was quickly weighed after removal from the fixture, thereby enabling, by subtraction, the calculation of the weight of the absorbed water therein and the rate of water absorption as a function of time.

The results of this angular absorption rate test are shown in Table 4.

TIME SECONDS	SAMPLE A WEIGHT GAIN GRAMS	SAMPLE C WEIGHT GAIN GRAMS	RATIO C/A
0	0	0	0
15	1.7	7.5	4.4
30	2.1	8.6	4.1
60	2.7	10.1	3.7
120	3.3	11.7	3.6
240	3.9	13.7	3.5

TABLE 4. RATE OF WATER ABSORPTION OF SELECTED SAMPLE A AND SAMPLE C OPEN CELL FOAM PADS POSITIONED 115 DEGREES FROM HORIZONTAL.

The improved open cell foam pad of Sample C of the present invention absorbs water at a rate of between about 3.5 to about 4.4 times the rate of the previously described pad of Sample A, when placed at a 115 degree angle to the horizontal.

As was stated previously, the applicant has discovered that the rate of liquid absorption, as well as the volume of absorption for an open cell polystyrene foam can be significantly increased by producing an open cell foam having an optimal ratio of cell size to pore size. The applicant has produced such an open cell foam having superior properties with respect to the rate of liquid absorption into the open cell foam, the total volume of absorption within the open cell foam, and subsequent retention of liquid therein when a sheet of such foam is oriented at an angle to the horizontal plane.

It can be seen that for the prior art open cell foams shown in Table 1, the ratio of cell size to pore size is between about 19:1 (Sample B) and about 40:1 (Sample A). To produce open cell foams with improved rates of liquid absorption and total volumes of liquid absorption,

the ratio of cell size to pore size is preferably between about 1:1 and about 10:1. Superior foams are produced when the ratio of cell size to pore size is preferably between about 1:1 and about 6:1. The applicant believes that the highest rates of liquid absorption and total volumes of liquid absorption occur when the ratio of cell size to pore size is about 1:1 to about 4:1.

5 Without wishing to bound to any particular theory, applicant believes that the higher rates of liquid absorption and higher total volumes of liquid absorption is a result of increased capillary pressure developed within the open cell structure which leads to trapped air leaving the structure at a higher rate. Applicant further believes that an additional benefit is obtained when a higher proportion of open cells is present in the foam, and that a proportion of open cells
10 greater than about 80 percent provides a foam with superior properties as compared to foams of about 75 percent or less open cells. It can be seen that one preferred embodiment, Sample A shown in Table 1, has 87 percent open cells.

It is, therefore, apparent that there has been provided, in accordance with the present invention, a highly absorptive open cell foam having a ratio of cell size to pore size of between
15 about 1 and about 4. While this invention has been described in conjunction with preferred embodiments thereof, it is evident that many alternatives, modifications, and variations will be apparent to those skilled in the art. Accordingly, it is intended to embrace all such alternatives, modifications and variations that fall within the spirit and broad scope of the appended claims.

WHAT IS CLAIMED IS:

1. A highly absorptive open cell polymer foam having a ratio of cell size to pore size of between about 1 and about 4, wherein:
 - (a) said polymer foam is comprised of between 50 to about 90 percent open cells;
 - 5 (b) said polymer foam has an average cell diameter of between about 1 and about 10 thousandths of an inch;
 - (c) said polymer foam has a ratio of cell size to pore size of about 1 to about 10;
 - (d) said polymer foam has a density of between 1 and about 20 pounds per cubic foot; and
 - 10 (e) said polymer foam has a contact angle when placed with water of about 0 to 70 degrees.
2. The open cell polymer foam as recited in claim 1, wherein said polymer foam absorbs liquid in an amount greater than about 30% of the available void volume within said polymer foam.
- 15 3. The open cell polymer foam as recited in claim 1, wherein said polymer foam has a thickness of between about 25 and about 350 thousandths of an inch.
4. The open cell polymer foam as recited in claim 1, wherein said polymer foam is comprised of between about 80 to about 90 percent open cells.
5. The open cell polymer foam as recited in claim 1, wherein said polymer foam has
20 a ratio of cell size to pore size of about 1 to about 6.
6. The open cell polymer foam as recited in claim 5, wherein said polymer foam has a ratio of cell size to pore size of about 1 to about 4.
7. The open cell polymer foam as recited in claim 6, wherein said polymer foam is comprised of between about 80 to about 90 percent open cells.
- 25 8. The open cell polymer foam as recited in claim 1, wherein said polymer foam comprises between about 0.5 and about 15 weight percent of surfactant.
9. A food package comprising a tray having a bottom bounded by an upwardly extending lip around the perimeter of said bottom and a liquid-absorbing pad comprised of polymer foam joined to said bottom of said tray, wherein:
 - 30 (a) said polymer foam is comprised of between 50 to about 90 percent open cells;
 - (b) said polymer foam has an average cell diameter of between about 1 and about 10 thousandths of an inch;
 - (c) said polymer foam has a ratio of cell size to pore size of about 1 to about 10;

(d) said polymer foam has a density of between 1 and about 20 pounds per cubic foot; and

(e) said polymer foam has a contact angle when placed with water of about 0 to 70 degrees.

5 10. The food package as recited in claim 9, wherein said polymer foam absorbs liquid in an amount greater than about 30% of the available void volume within said polymer foam.

11. The food package as recited in claim 9, wherein said polymer foam has a thickness of between about 25 and about 350 thousandths of an inch.

10 12. The food package as recited in claim 9, wherein said polymer foam is comprised of between about 80 to about 90 percent open cells.

13. The food package as recited in claim 9, wherein said polymer foam has a ratio of cell size to pore size of about 1 to about 6.

15 14. The food package as recited in claim 13, wherein said polymer foam has a ratio of cell size to pore size of about 1 to about 4.

15. The food package as recited in claim 14, wherein said polymer foam is comprised of between about 80 to about 90 percent open cells.

16. The food package as recited in claim 9, wherein said tray is comprised of at least 50 weight percent of polymer.

20 17. The food package as recited in claim 16, wherein said tray further comprises a step disposed around said perimeter of said bottom and wherein said step and said bottom form a countersunk volume within said tray.

18. The food package as recited in claim 9, wherein said tray is comprised of a gas permeable polymer resin.

25 19. The food package as recited in claim 9, wherein said tray is comprised of a gas impermeable polymer resin.

20. The food package as recited in claim 9, wherein said liquid absorbing pad is joined to said bottom of said tray with adhesive.

30 21. The food package as recited in claim 9, wherein said liquid absorbing pad is laminated to said bottom of said tray.

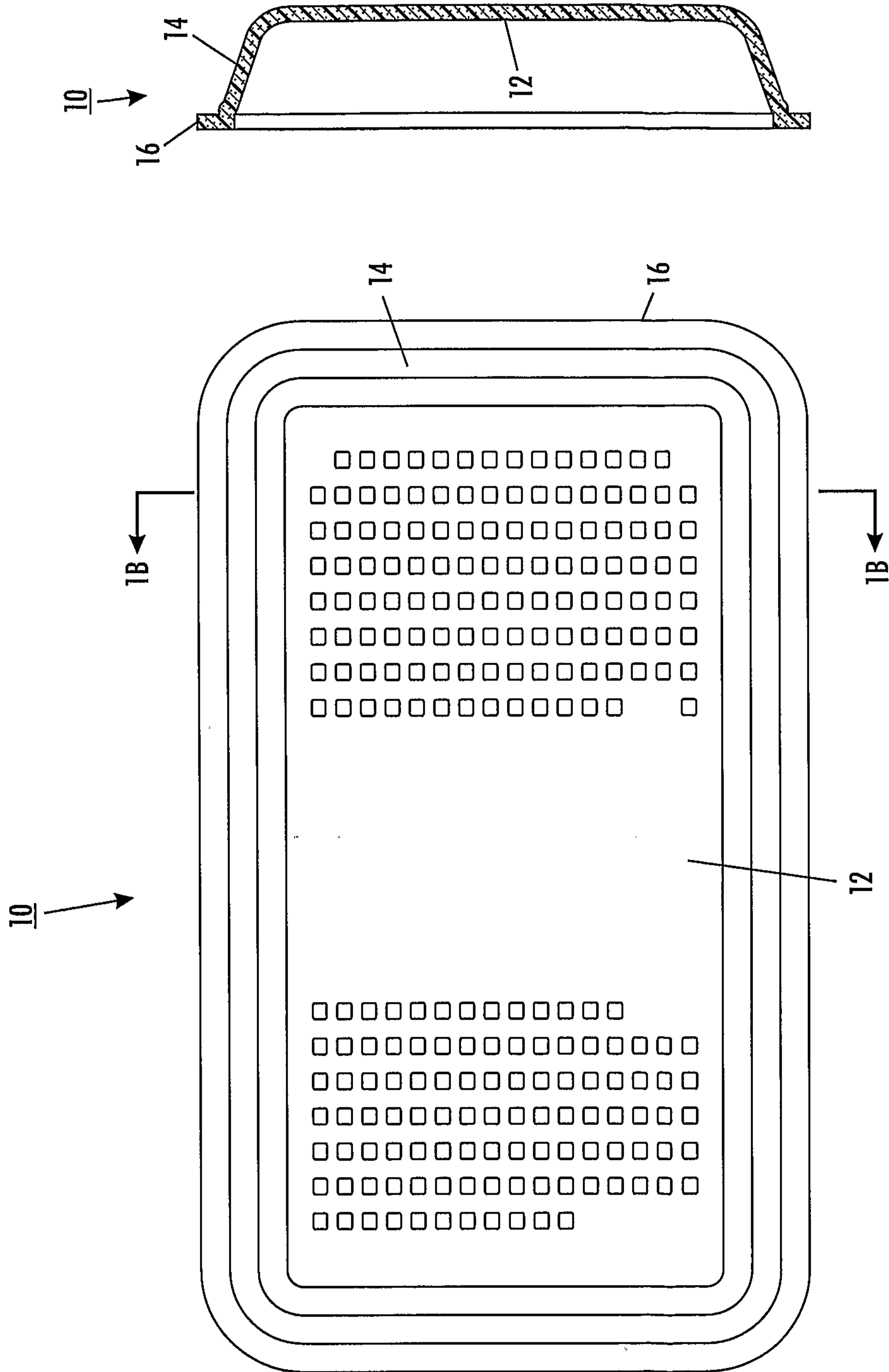


FIG. 1B

FIG. 1A

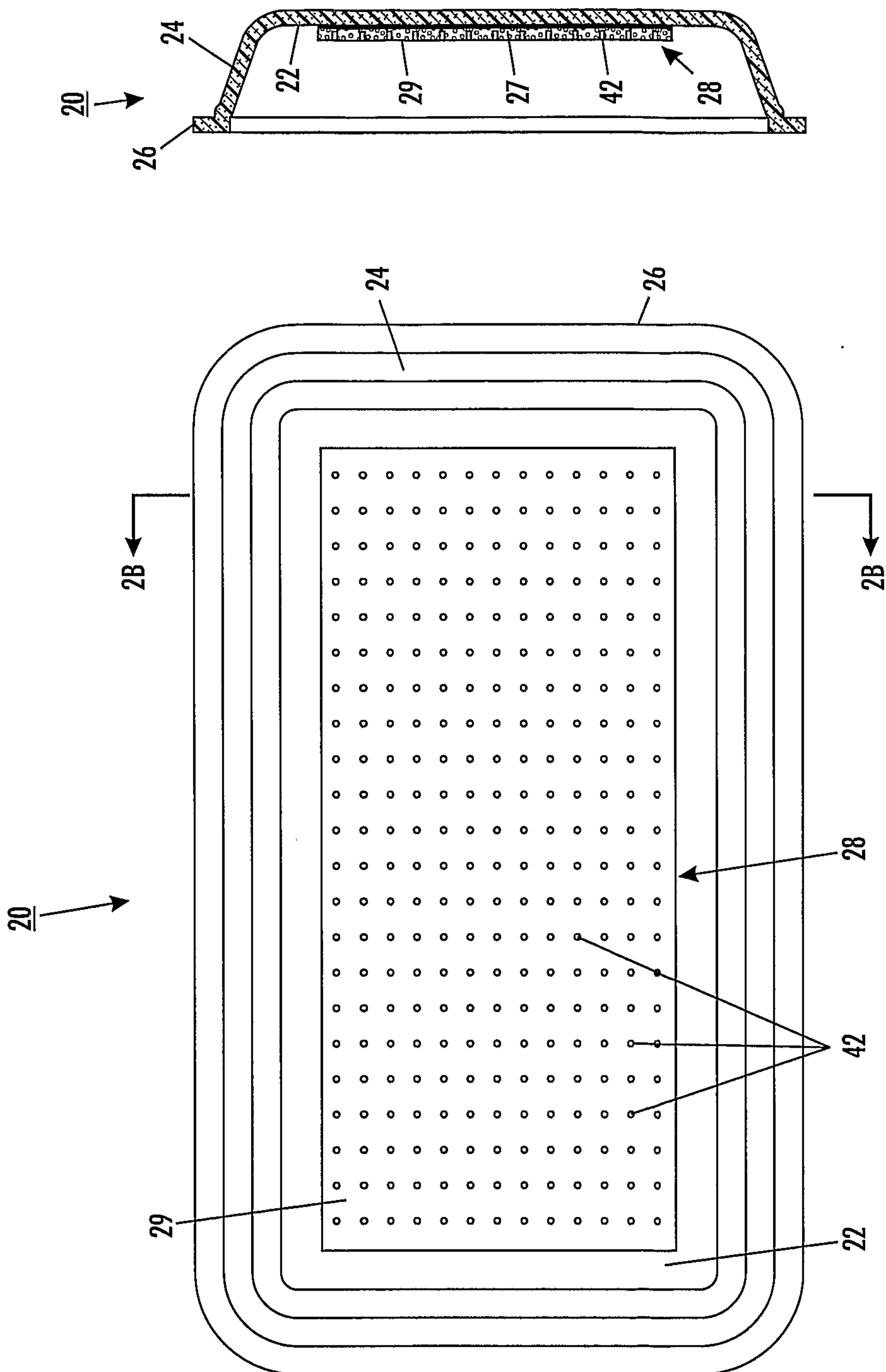


FIG. 2B

FIG. 2A

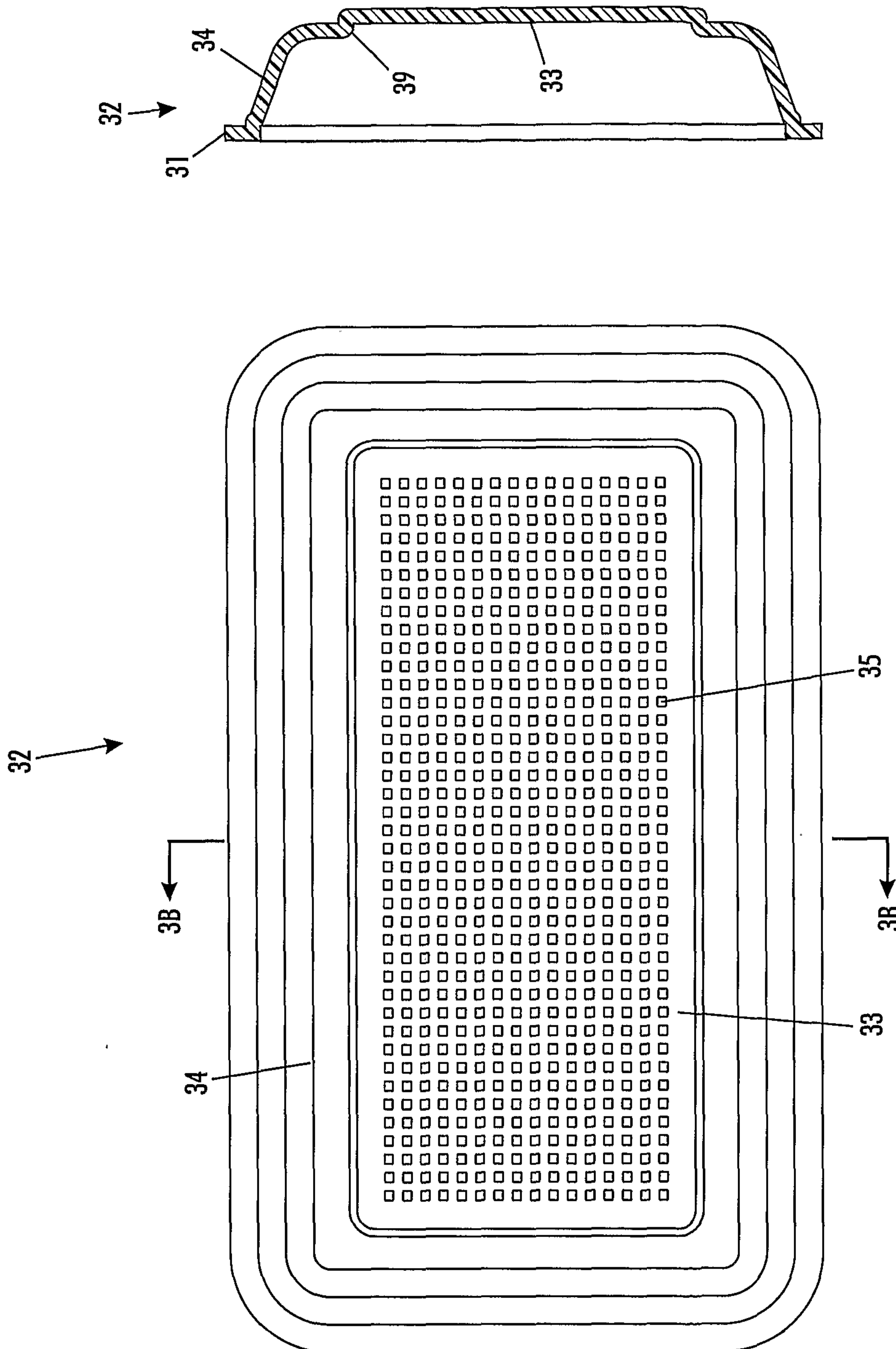


FIG. 3B

FIG. 3A

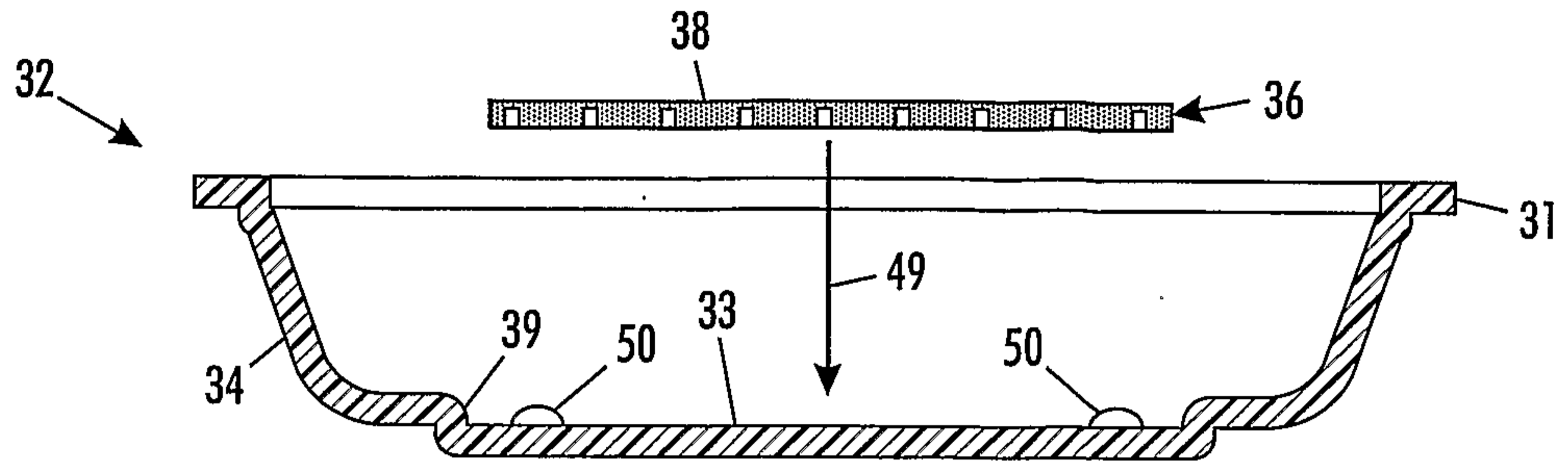


FIG. 4A

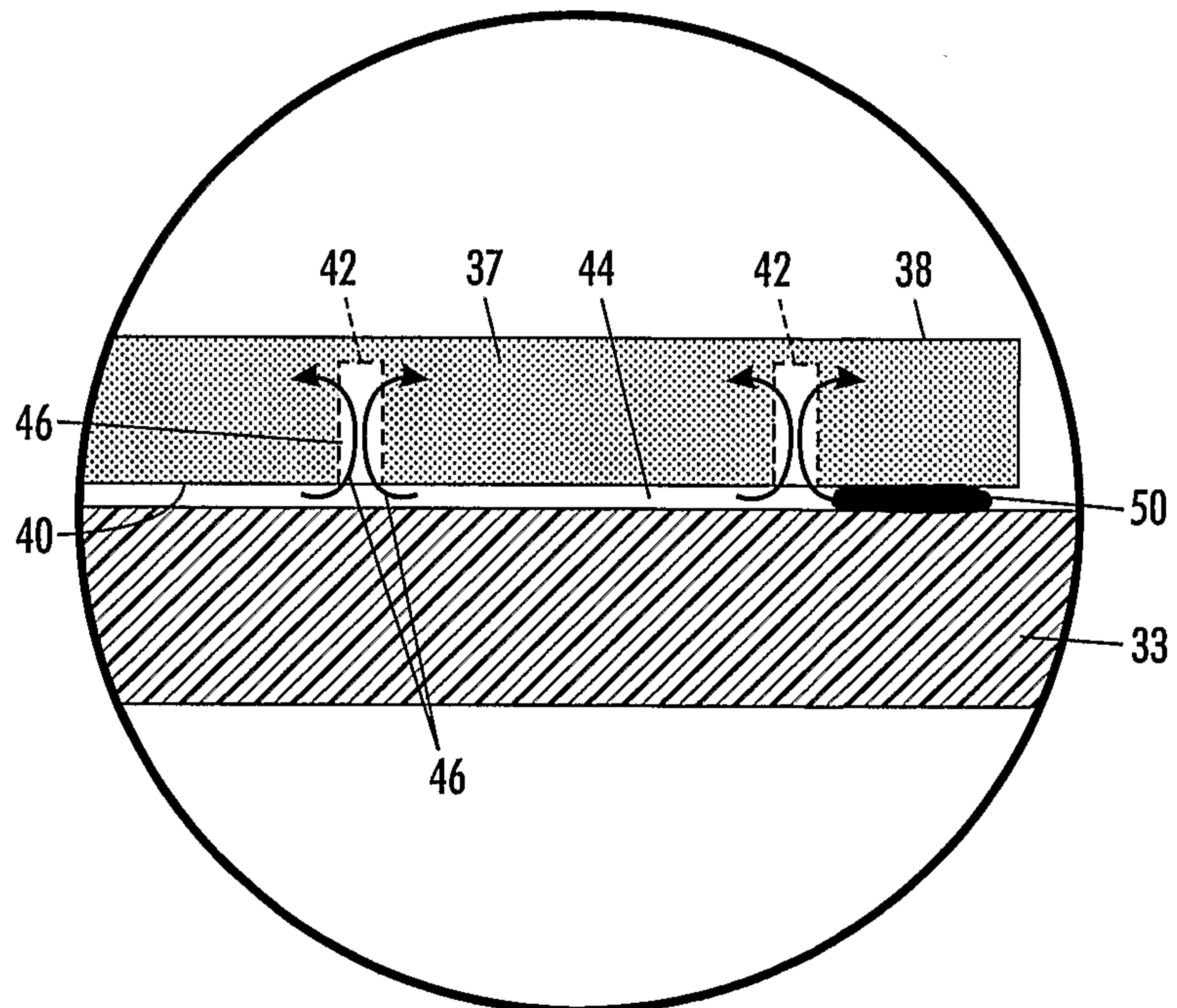


FIG. 4B

5/14

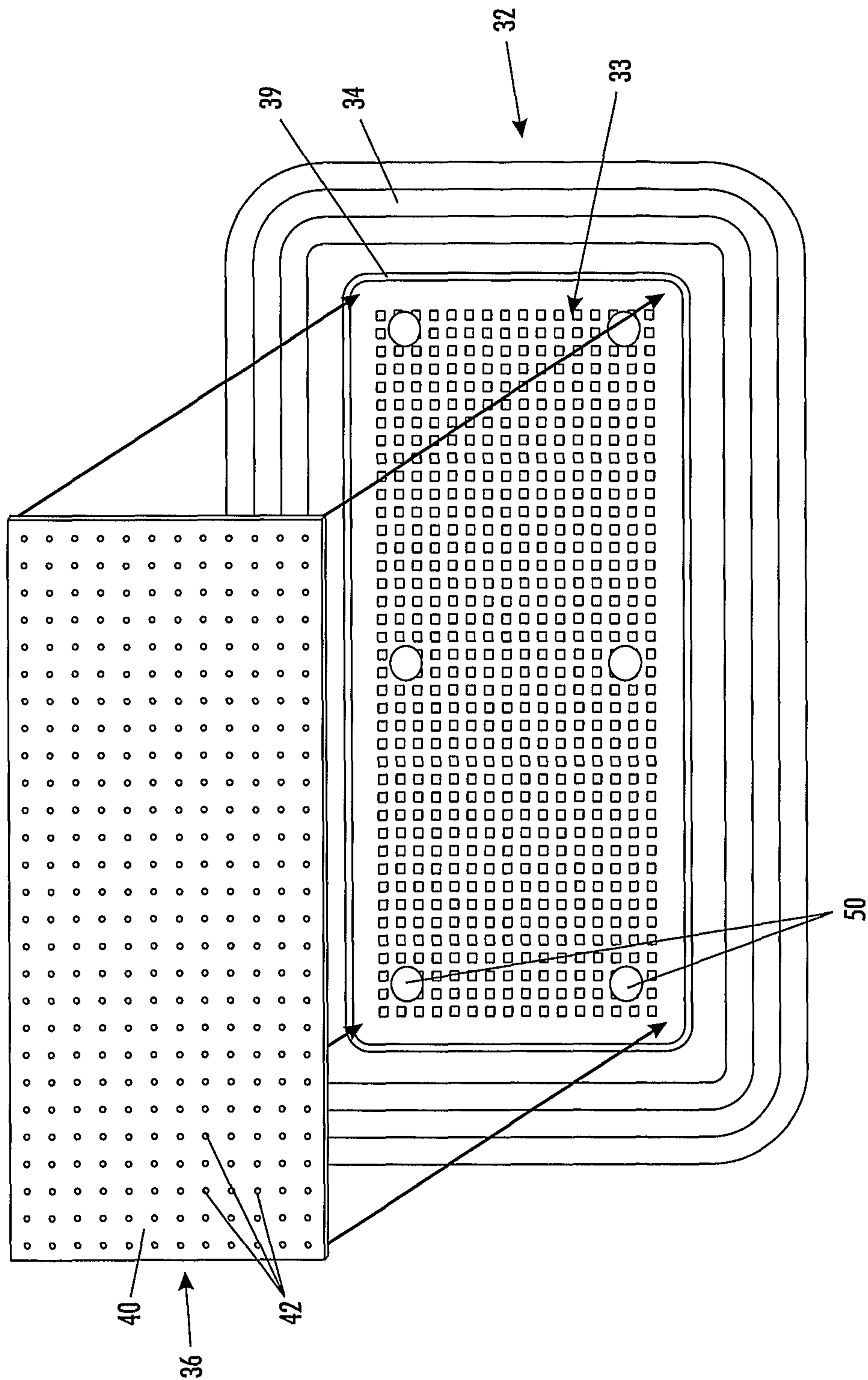


FIG. 5A

6/14

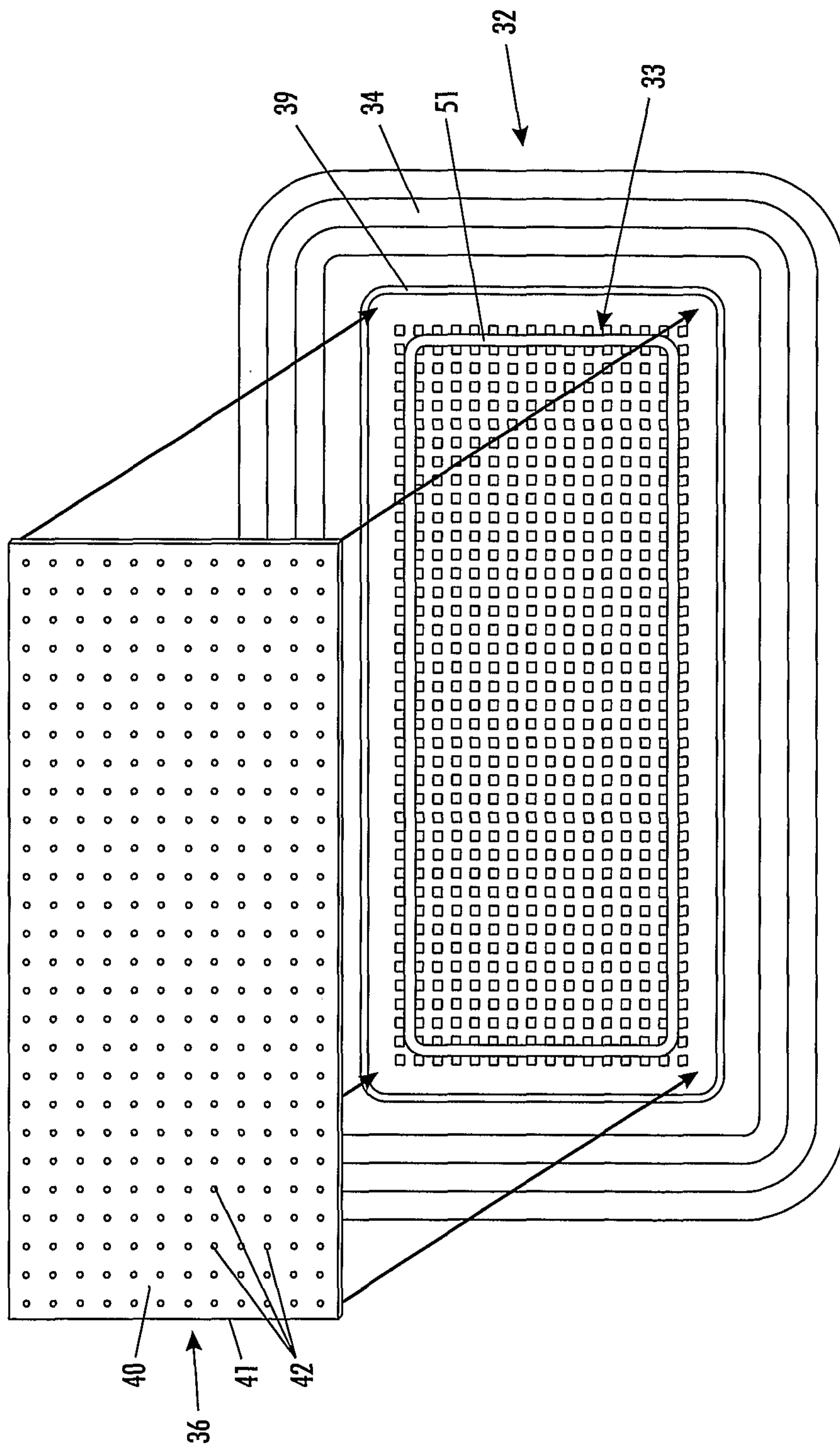


FIG. 5B

8/14

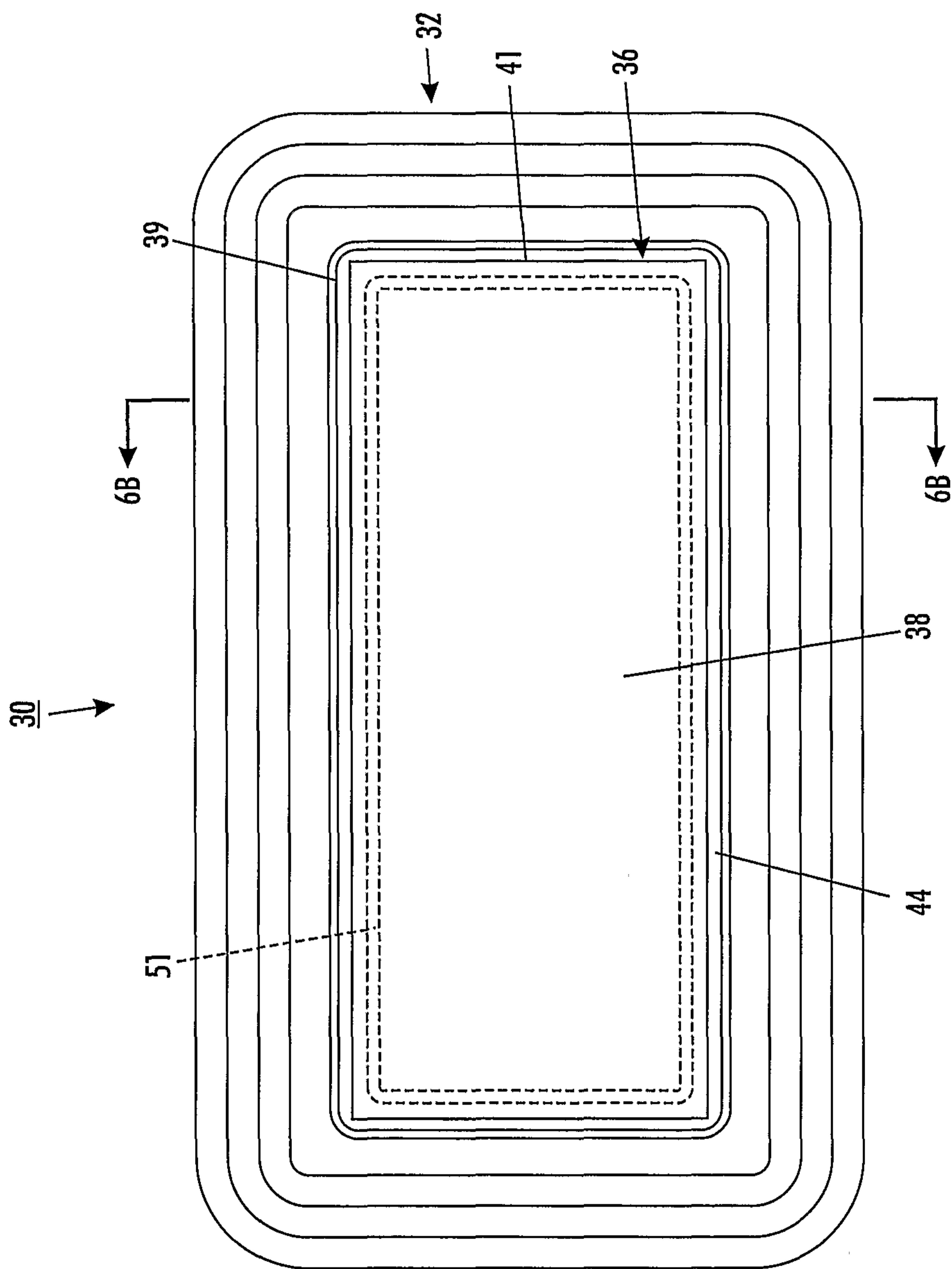


FIG. 6A

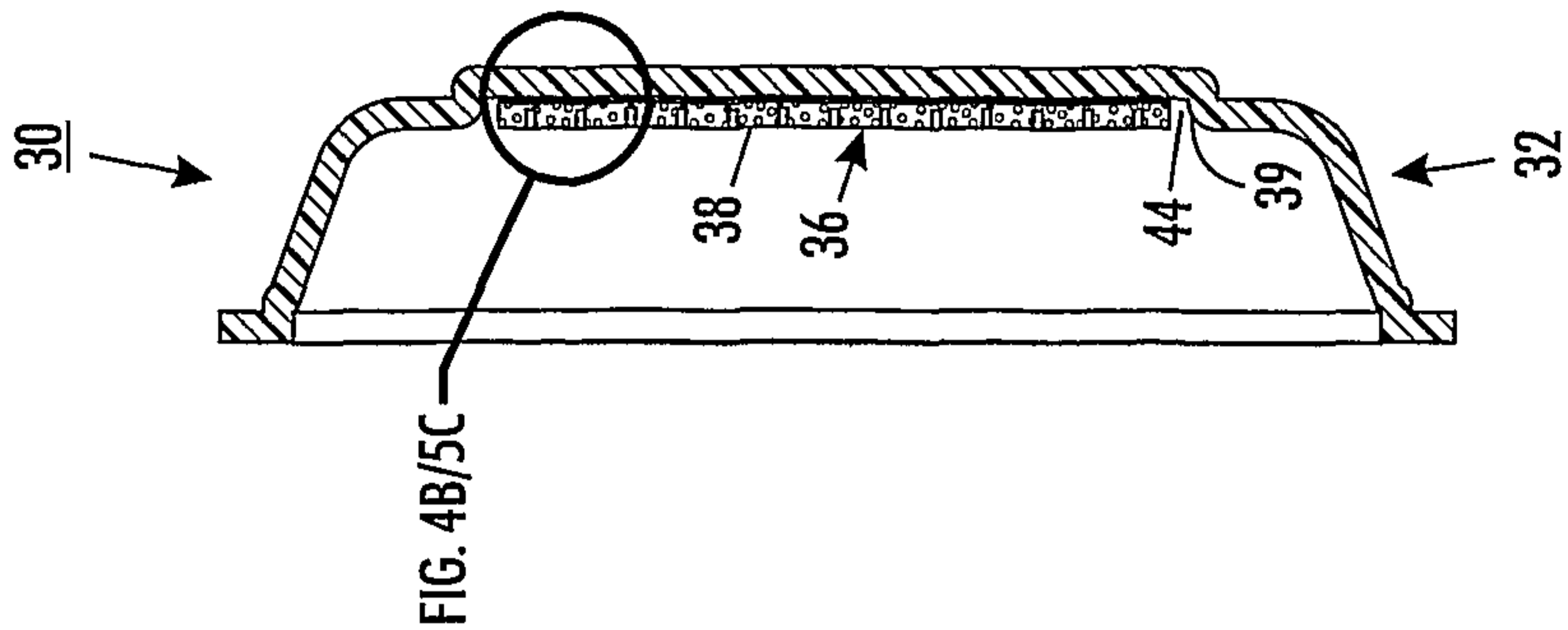


FIG. 6B

FIG. 4B/5C

9/14

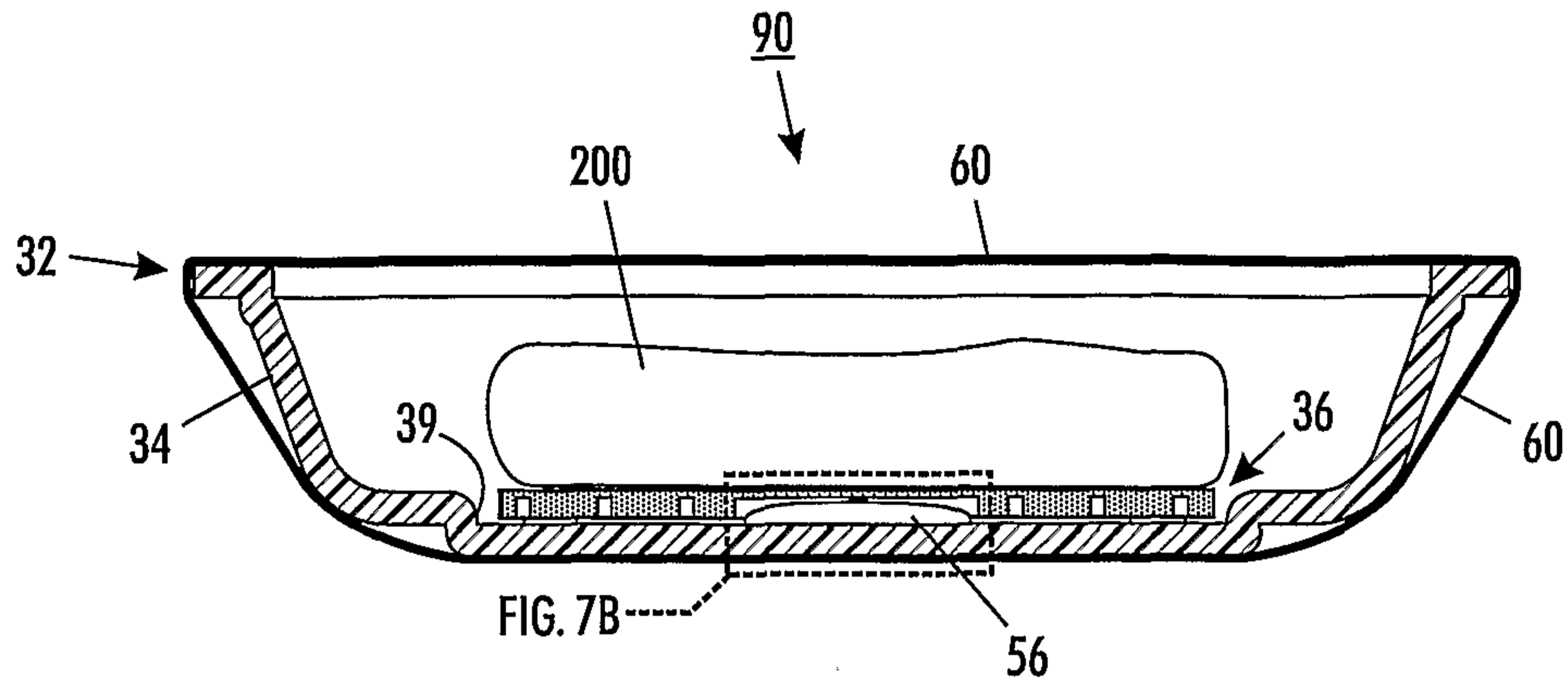


FIG. 7A

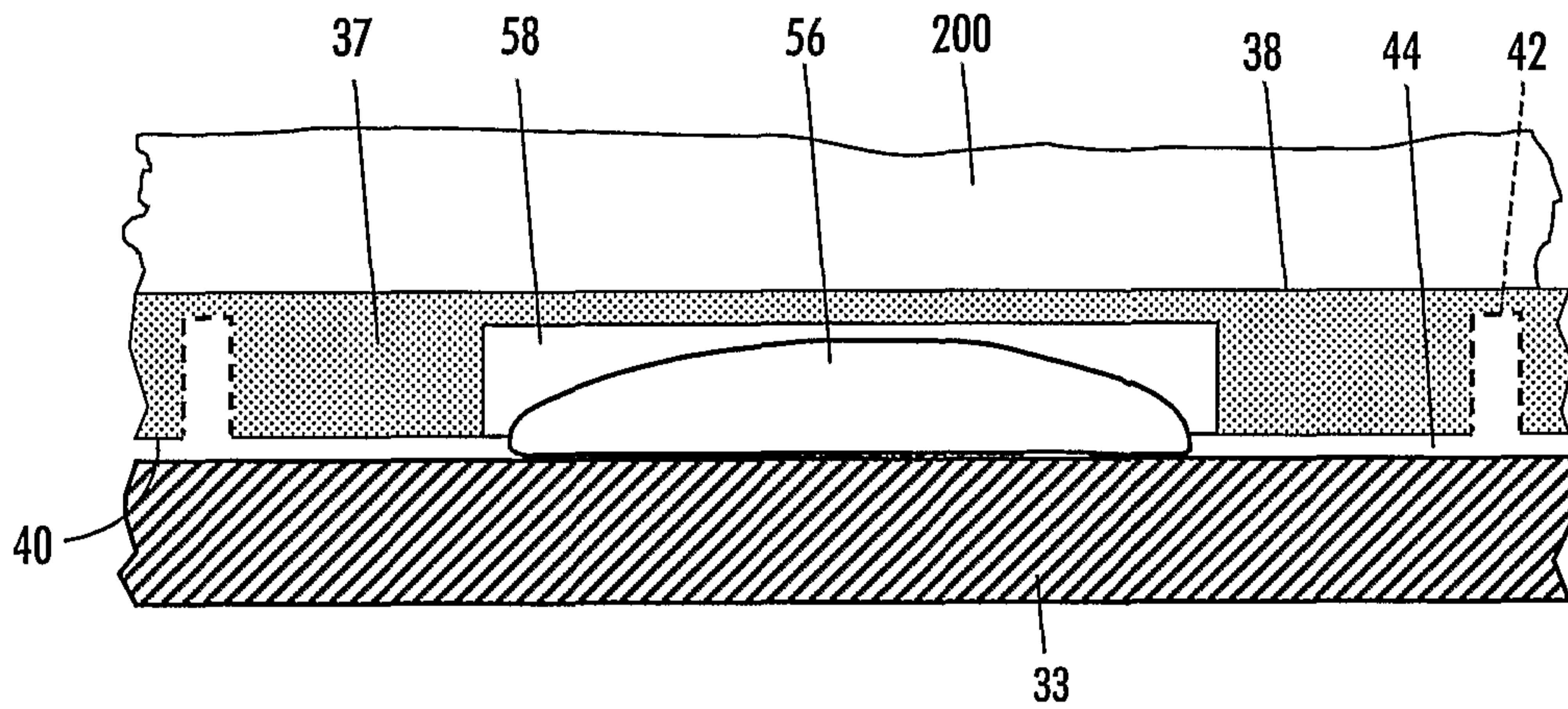


FIG. 7B

10/14

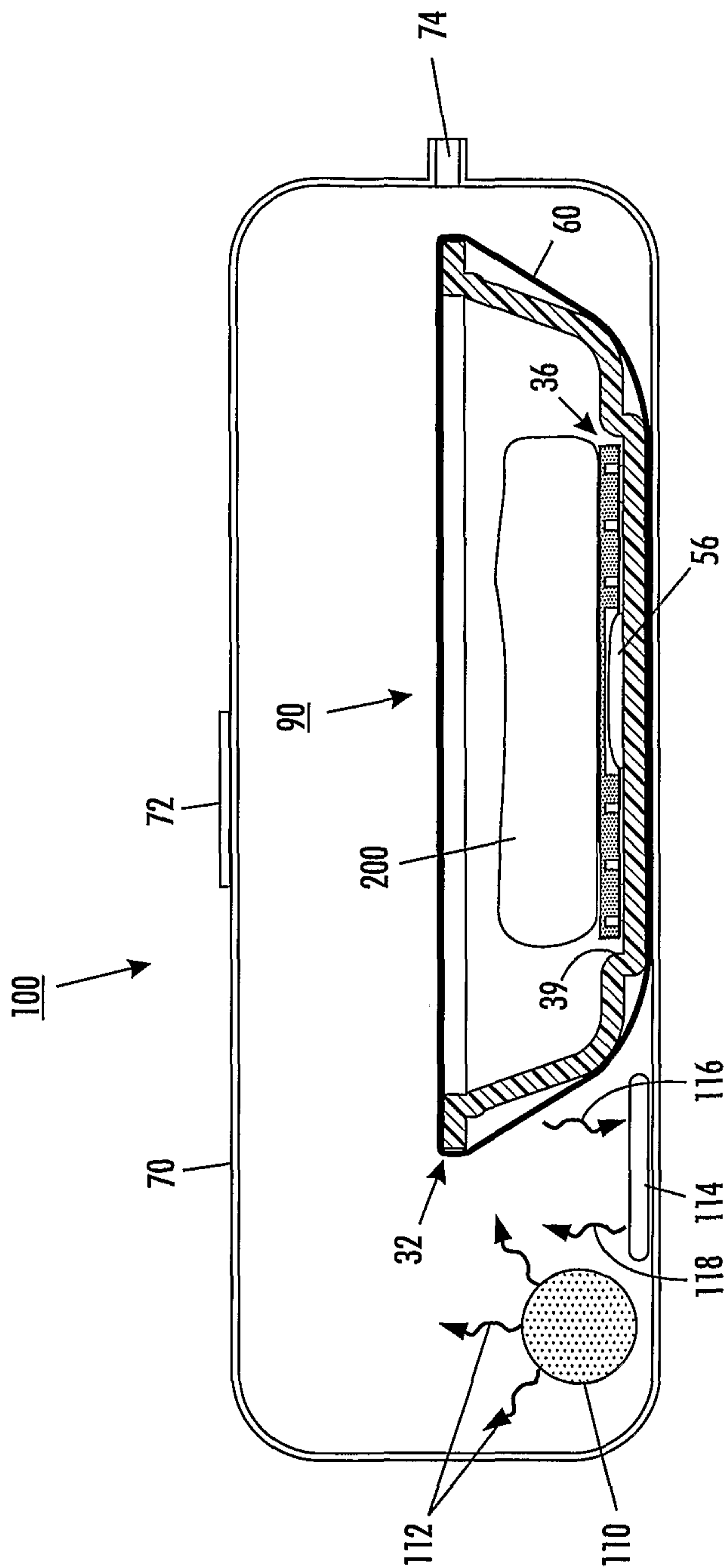


FIG. 8

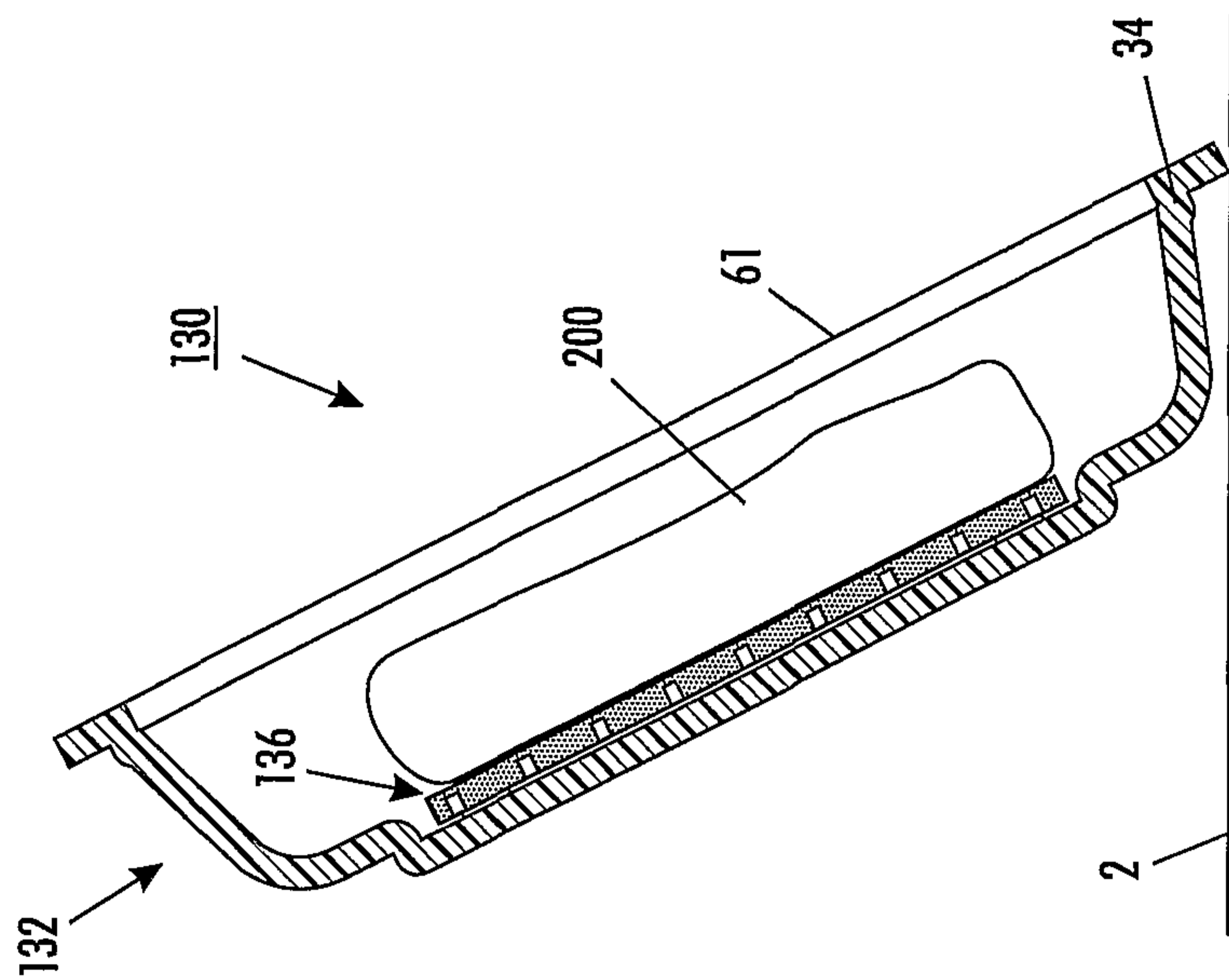


FIG. 9B

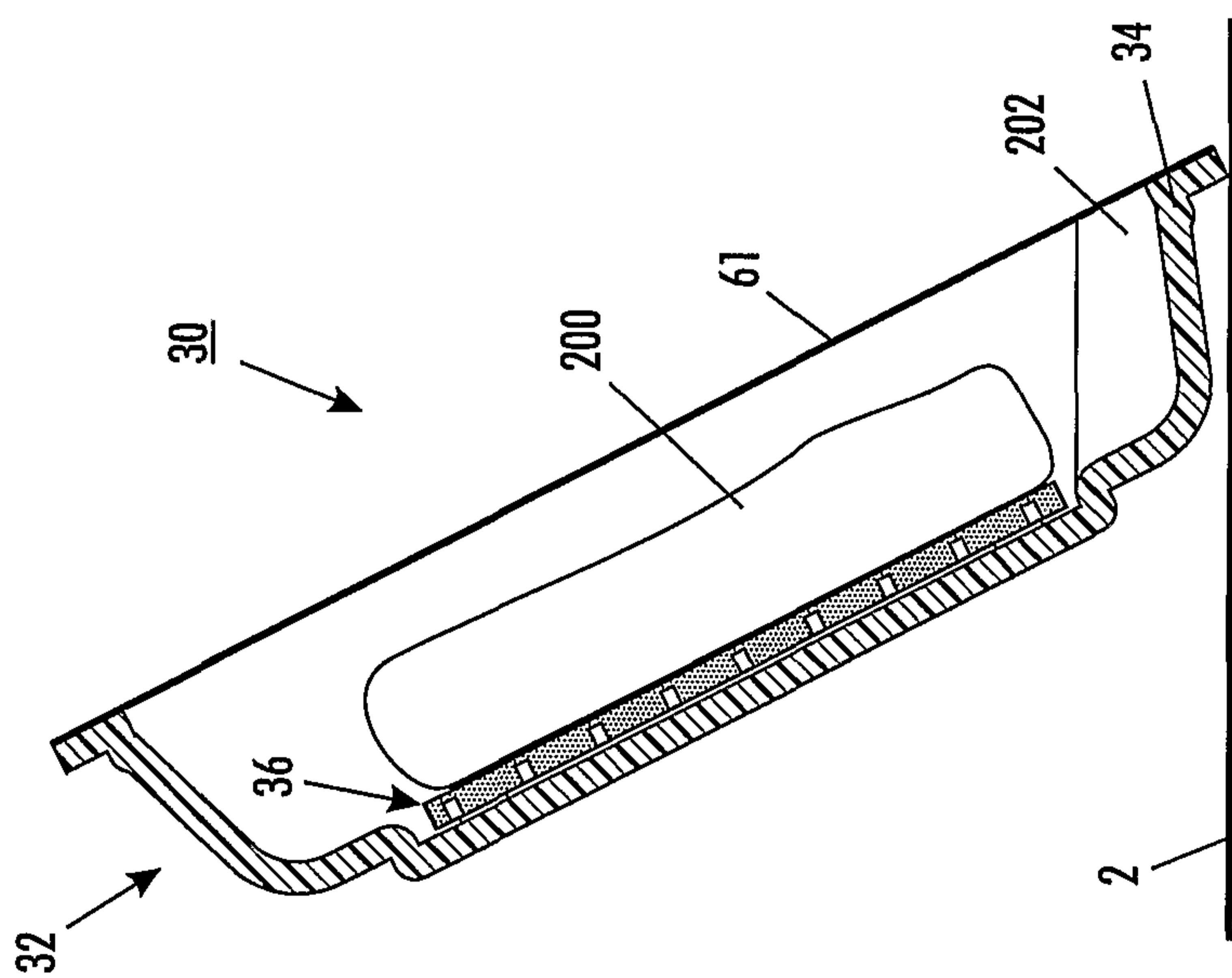


FIG. 9A

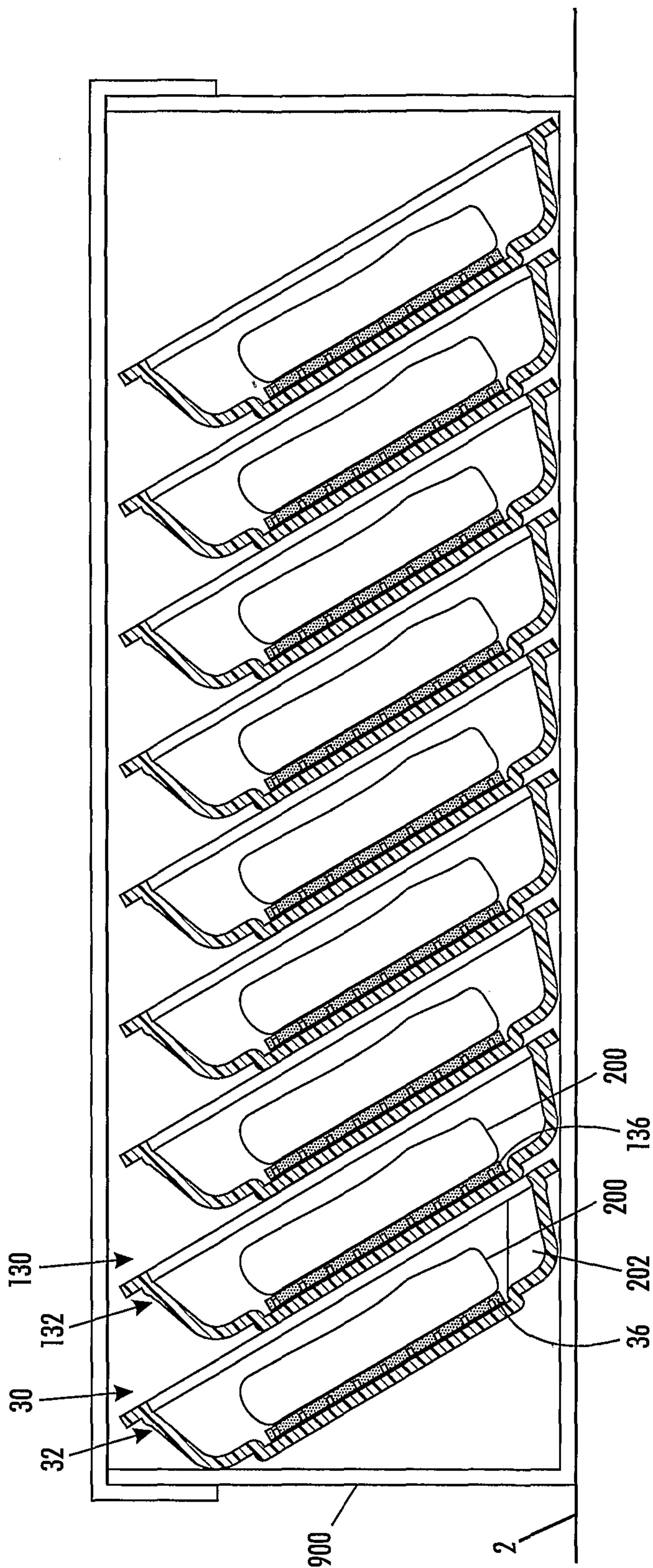


FIG. 10

13/14

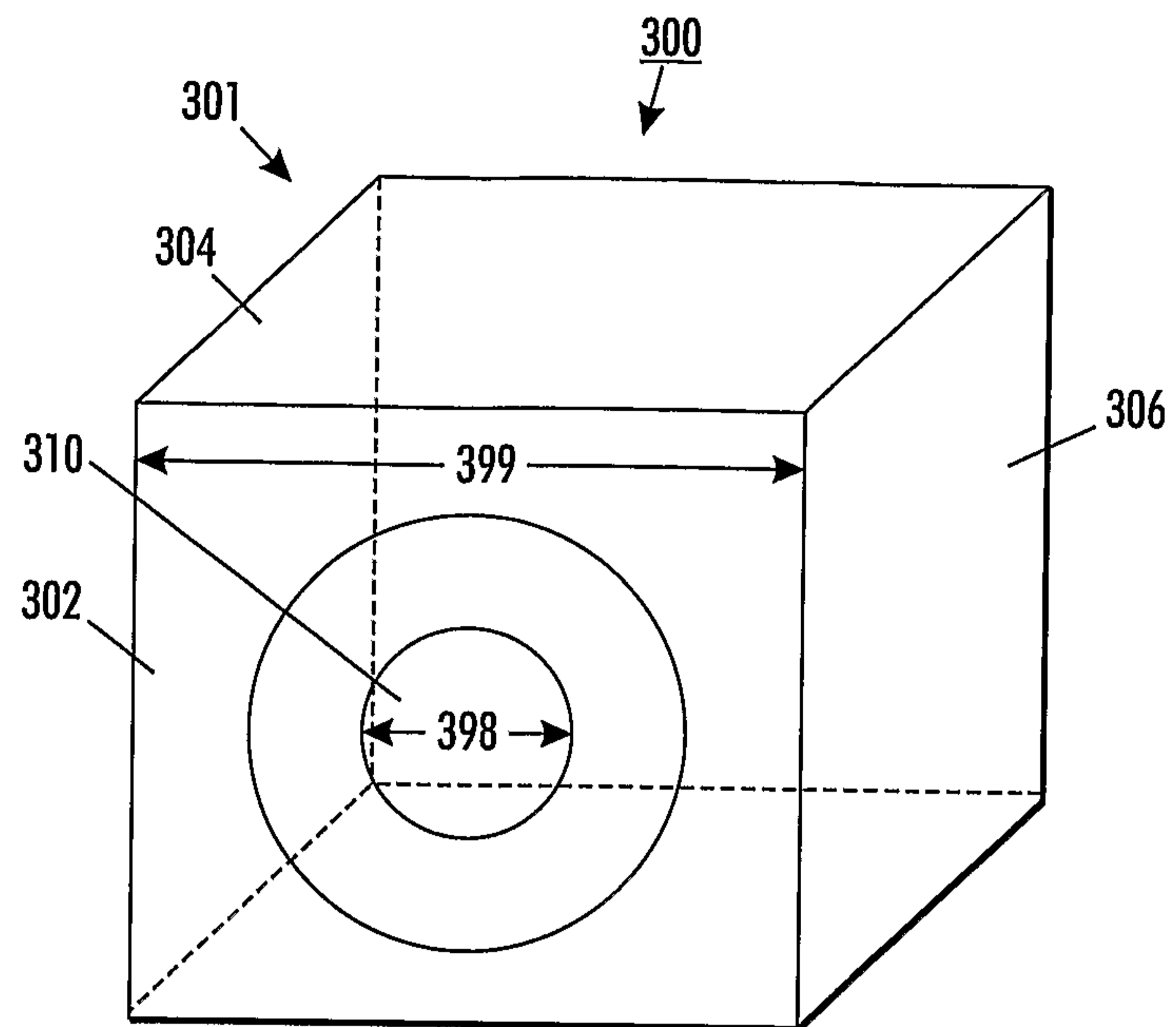


FIG. 11

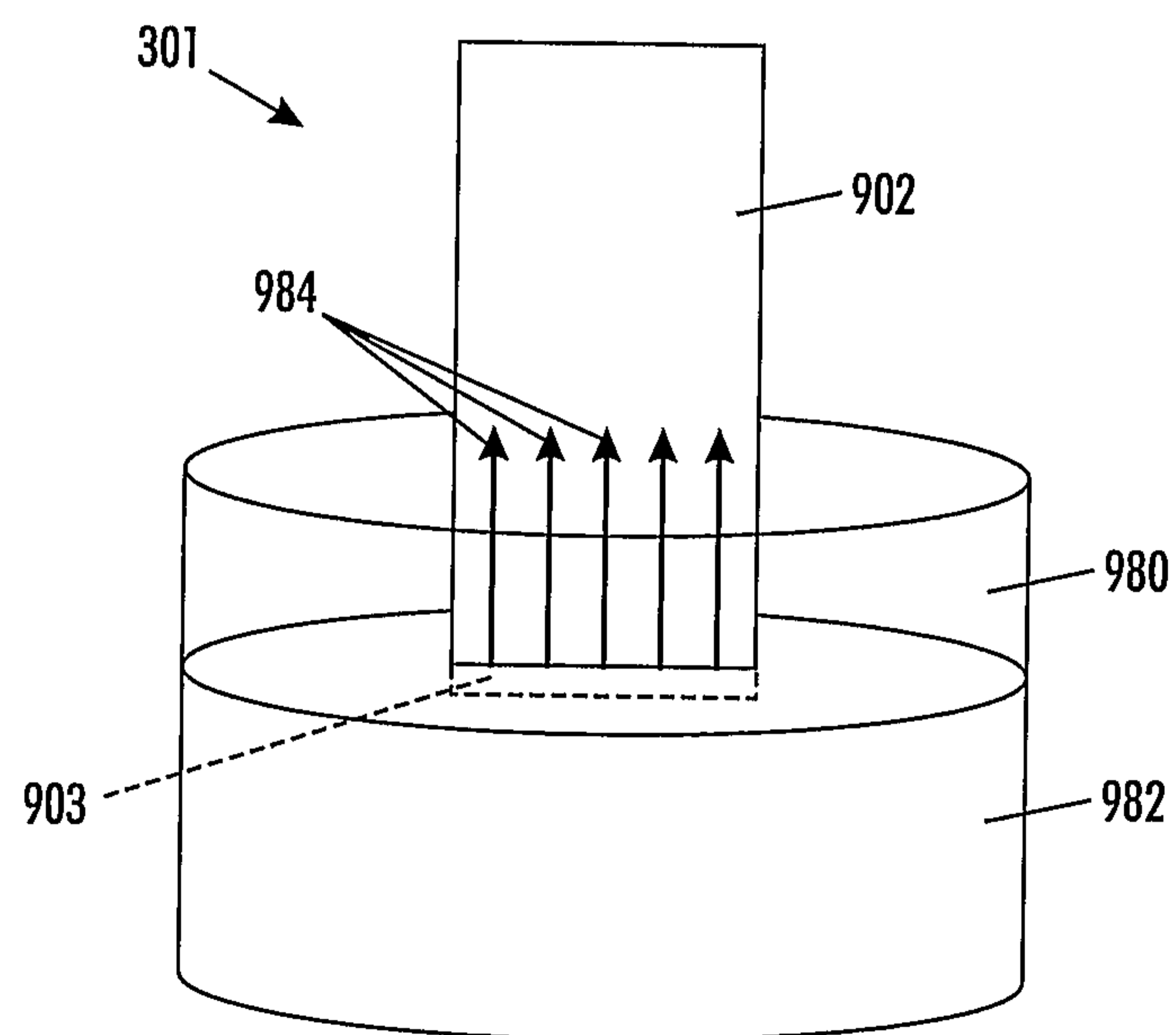


FIG. 12

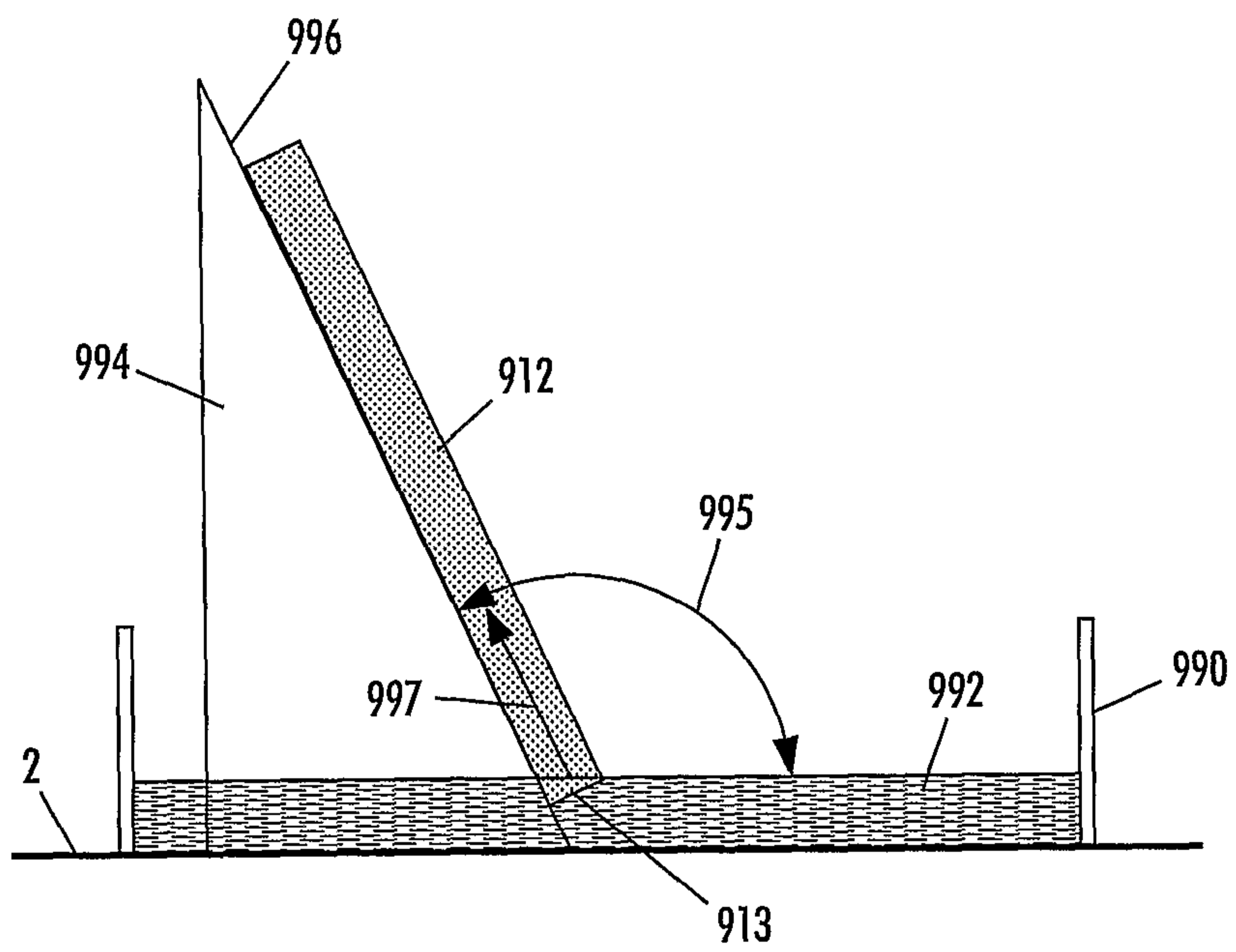


FIG. 13

