



US00D518923S

(12) **United States Design Patent**
Curran et al.

(10) **Patent No.:** **US D518,923 S**

(45) **Date of Patent:** **** Apr. 11, 2006**

(54) **TOP PORTION OF A WELDING HELMET**

6,250,299 B1	6/2001	Danisch et al.	
D446,887 S *	8/2001	Young	D29/107
D482,502 S *	11/2003	Huh	D29/110
D482,503 S *	11/2003	Huh	D29/110

(75) Inventors: **Desmond T. Curran**, Durham (GB);
Peter D. Lee, Hartlepool (GB); **Daniel Martin**, Whalton (GB)

FOREIGN PATENT DOCUMENTS

(73) Assignee: **3M Innovative Properties Company**,
St. Paul, MN (US)

EP	1061822 B1	4/2003
WO	WO 99/26502	6/1999

(**) Term: **14 Years**

OTHER PUBLICATIONS

(21) Appl. No.: **29/217,107**

Product literature for Racal Health & Safety Powered Respirators.

(22) Filed: **Nov. 12, 2004**

Picture of 9000 Speedglas by 3M.

(51) **LOC (8) Cl.** **29-02**

Picture of Welding Headtop Breathe Easy™ 17 by 3M.

(52) **U.S. Cl.** **D29/122**

Picture of Welding Shield by Euromaski.

(58) **Field of Classification Search** D29/102-103,
D29/107-110, 122; D2/891; D24/137, 150,
D24/172; D26/39; 2/8, 424, 432; 349/14;
219/147

Picture of Satellite Shield by Optrel.

Picture of Welding Shield, Air Visor K Series, by Willson.
JPO Design Division Prior Art Ref. No. HH 03033371,
Hornell Welding Helmet with side mirrors.

See application file for complete search history.

* cited by examiner

(56) **References Cited**

Primary Examiner—Ruth McInroy

(74) *Attorney, Agent, or Firm*—Karl G Hanson

U.S. PATENT DOCUMENTS

(57) **CLAIM**

3,806,951 A	4/1974	Halteman	
3,825,952 A	7/1974	Pershing et al.	
4,136,688 A	1/1979	Gorman	
4,280,491 A	7/1981	Berg et al.	
4,462,399 A	7/1984	Braun	
4,965,887 A	10/1990	Paoluccio et al.	
D320,869 S *	10/1991	Asbury et al.	D29/108
5,054,479 A	10/1991	Yelland et al.	
5,104,430 A	4/1992	Her-Mou	
5,125,402 A	6/1992	Greenough	
5,533,500 A	7/1996	Her-Mou	
5,575,278 A	11/1996	Bonhomme et al.	
D393,933 S *	4/1998	Huh	D29/110
D394,732 S *	5/1998	Huh	D29/110
D398,421 S *	9/1998	Crafoord et al.	D29/110
6,014,971 A	1/2000	Danisch et al.	
6,016,805 A	1/2000	Burns et al.	
D431,328 S *	9/2000	Tanner	D29/110

The ornamental design for a top portion of a welding helmet,
as shown and described.

DESCRIPTION

FIG. 1 is a front perspective view of a top portion of a
welding helmet showing our new design;

FIG. 2 is a front view thereof;

FIG. 3 is a left side view, the right side being a mirror image
thereof;

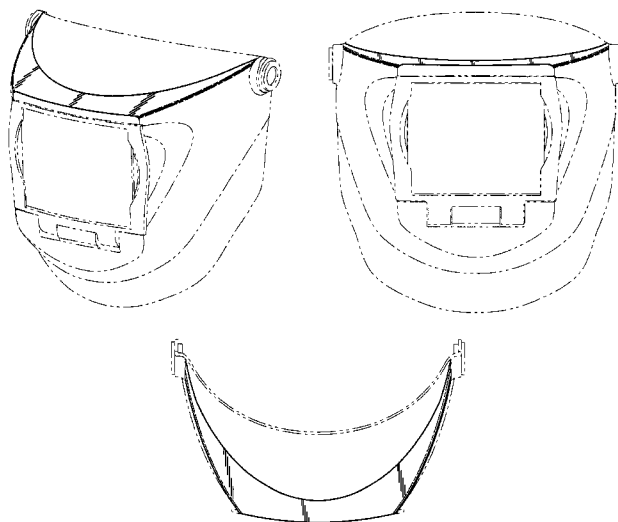
FIG. 4 is a rear view thereof;

FIG. 5 is a top view thereof; and,

FIG. 6 is a bottom view thereof.

The details shown in broken lines form no part of the
claimed design.

1 Claim, 3 Drawing Sheets



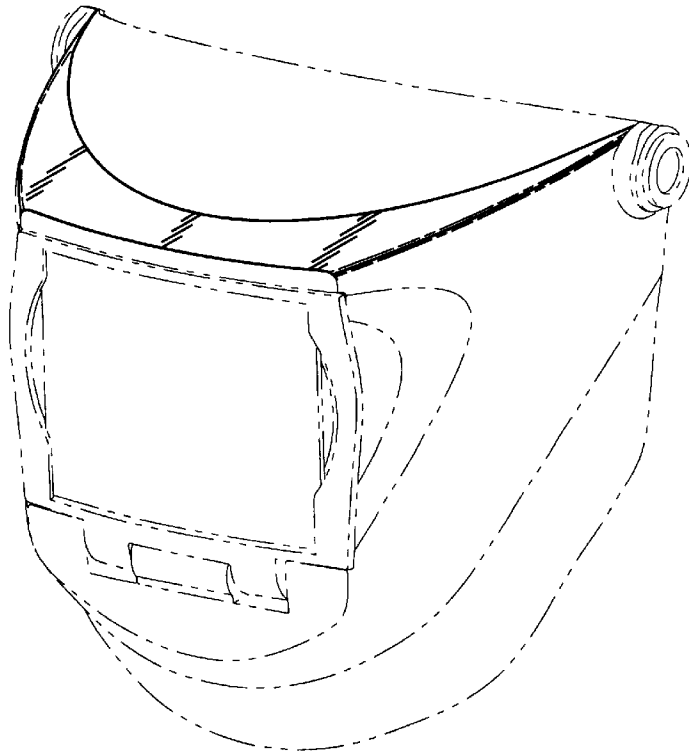


Fig. 1

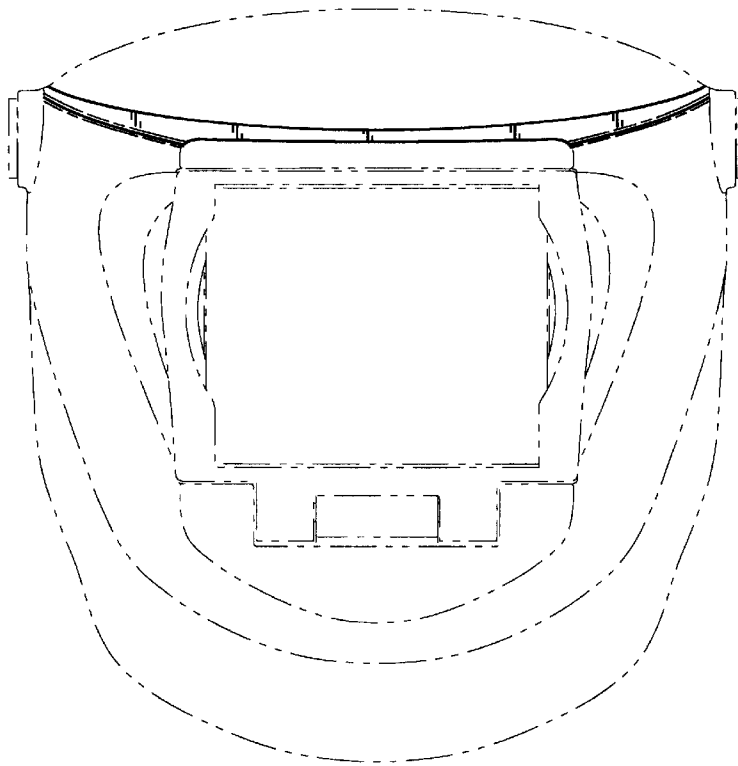


Fig. 2

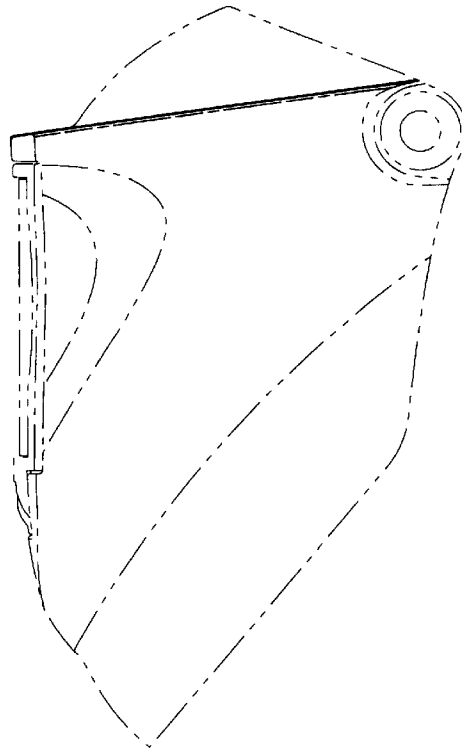


Fig. 3

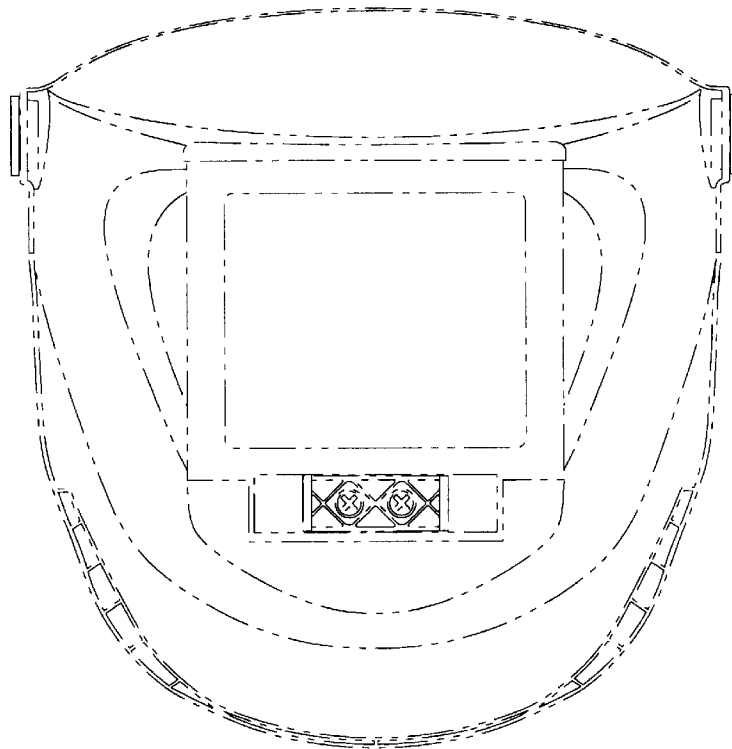


Fig. 4

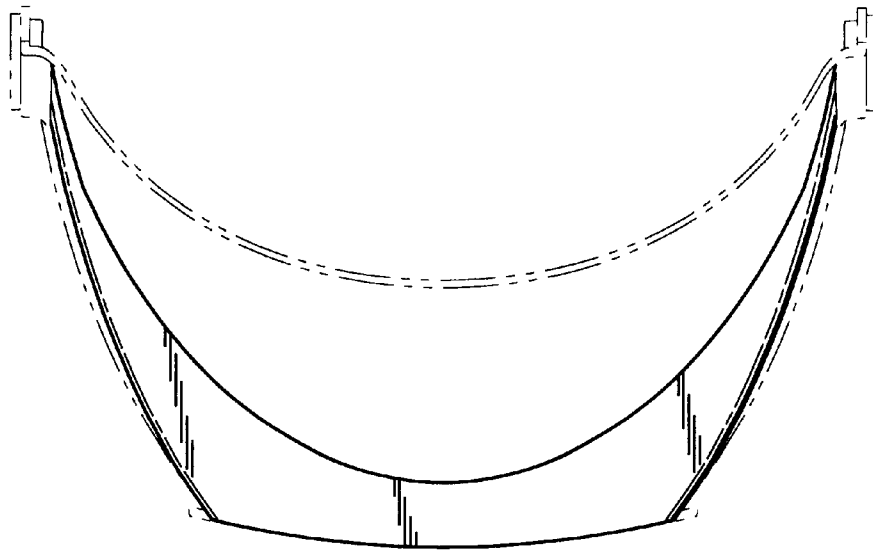


Fig. 5

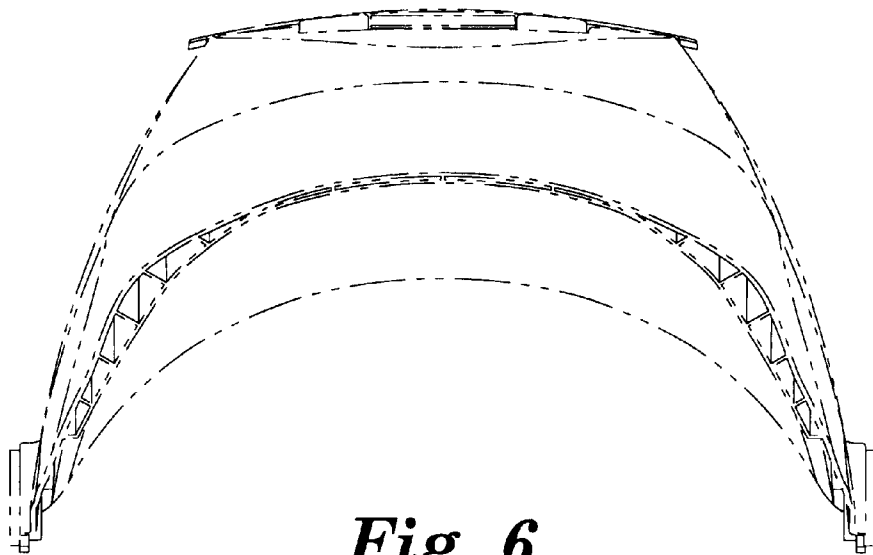


Fig. 6