



US00D460583S

(12) **United States Design Patent** (10) **Patent No.:** **US D460,583 S**
Antler (45) **Date of Patent:** **** Jul. 16, 2002**

(54) **DENTAL FLOSS HOLDER**
(76) Inventor: **Steven M. Antler**, 6 Shields La., Darien, CT (US) 06820
(**) Term: **14 Years**
(21) Appl. No.: **29/152,406**
(22) Filed: **Dec. 21, 2001**
(51) **LOC (7) Cl.** **28-03**
(52) **U.S. Cl.** **D28/65; D28/66**
(58) **Field of Search** D28/66, 65, 68; D24/152; 132/323, 327, 329, 321

D279,826 S 7/1985 Schindler
4,615,349 A 10/1986 Kukuruzinski
D301,071 S 5/1989 Franchi
D301,072 S 5/1989 Ross, Jr.
D303,300 S 9/1989 Zarrehparrar
D309,803 S 8/1990 Potter
5,101,843 A 4/1992 Peng
5,222,510 A 6/1993 Zuehlsdorf
5,246,021 A 9/1993 Katz
D343,478 S 1/1994 Poulos et al.
D361,157 S 8/1995 Carl et al.
D381,122 S 7/1997 Ando
D382,367 S 8/1997 Andrade et al.
5,704,379 A 1/1998 Krynicki
D398,076 S 9/1998 Hafkin
D403,120 S 12/1998 Enriquez
5,881,745 A 3/1999 Landis
D410,115 S 5/1999 Chodorow

(56) **References Cited**

U.S. PATENT DOCUMENTS

D49,907 S * 11/1916 Muchow D28/66
1,533,664 A 4/1925 Sanford
2,059,287 A 11/1936 Storm
D109,497 S 5/1938 Morcom
2,162,240 A * 6/1939 Boldusoff D28/68
2,180,522 A 11/1939 Henne
2,443,415 A 6/1948 Buscarino
D211,880 S 8/1968 Giuseppe
D216,545 S 2/1970 Russell
3,631,869 A * 1/1972 Espinosa 132/323
3,642,011 A 2/1972 Thompson
D227,896 S 7/1973 Chodorow
3,783,883 A 1/1974 Alexander
D235,774 S 7/1975 Allen et al.
D241,985 S 10/1976 Chinqe
4,006,750 A * 2/1977 Chodorow 132/323
D256,955 S 9/1980 Rogers
D259,365 S 5/1981 Petrovic
D274,375 S 6/1984 Tomlin
D276,088 S 10/1984 Fong

* cited by examiner

Primary Examiner—Lucy Lieberman
(74) *Attorney, Agent, or Firm*—Shlesinger, Arkwright & Garvey LLP

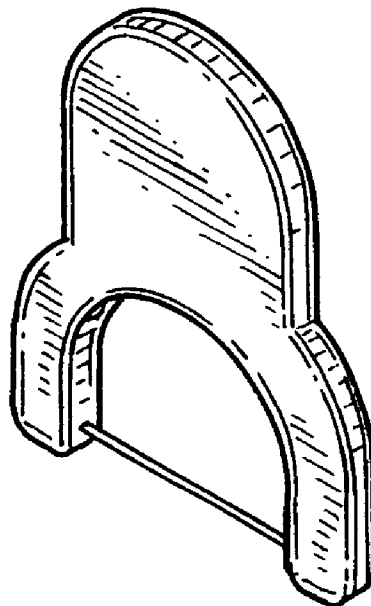
(57) **CLAIM**

The ornamental design for a dental floss holder, as shown and described.

DESCRIPTION

FIG. 1 is a perspective view of a dental floss holder showing my new design;
FIG. 2 is side view of FIG. 1;
FIG. 3 is a front view of FIG. 1;
FIG. 4 is a bottom view of the dental floss holder; and,
FIG. 5 is a top view of the dental floss holder.

1 Claim, 1 Drawing Sheet



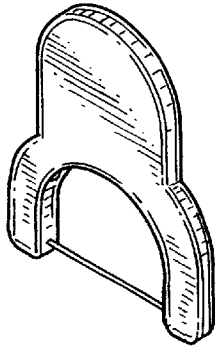


FIG. 1



FIG. 2

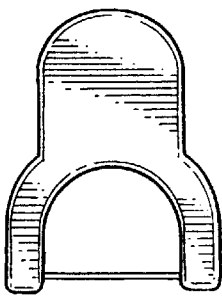


FIG. 3




FIG. 4




FIG. 5