US00D332227S

United States Patent [19]

Kaneko

[11] Patent Number: Des. 332,227

[45] Date of Patent: ** Jan. 5, 1993

[54] DIGITAL MULTIMETER

[75] Inventor: **Steven T. Kaneko**, Seattle, Wash.

[73] Assignee: **John Fluke Mfg. Co., Inc.**, Everett, Wash.

[**] Term: **14 Years**

[21] Appl. No.: **666,407**

[22] Filed: **Mar. 8, 1991**

[52] **U.S. Cl.** **D10/78**

[58] **Field of Search** ..... D10/46, 78, 80; 324/72.5, 73.1, 115, 149, 151 R, 151 A, 156, 158 F; 364/480, 481, 483

[56] **References Cited**

U.S. PATENT DOCUMENTS

D. 308,832	6/1990	Shields, Jr. et al.	D10/78
D. 315,691	3/1991	Morgan	D10/78
D. 327,226	6/1992	Kim	D10/78
4,259,635	3/1981	Triplett	324/149
4,604,569	8/1986	Tedd et al.	324/115 X

Primary Examiner—Alan P. Douglas
Assistant Examiner—Antoine D. Davis
Attorney, Agent, or Firm—Richard A. Koske

[57] **CLAIM**

The ornamental design for a digital multimeter, as shown.

DESCRIPTION

FIG. **1** is a front elevational view of a digital multimeter showing my new design;
FIG. **2** is a right side elevational view, the left side elevational view being a mirror image;
FIG. **3** is a top plan view;
FIG. **4** is a bottom plan view; and,
FIG. **5** is a rear elevational view thereof.

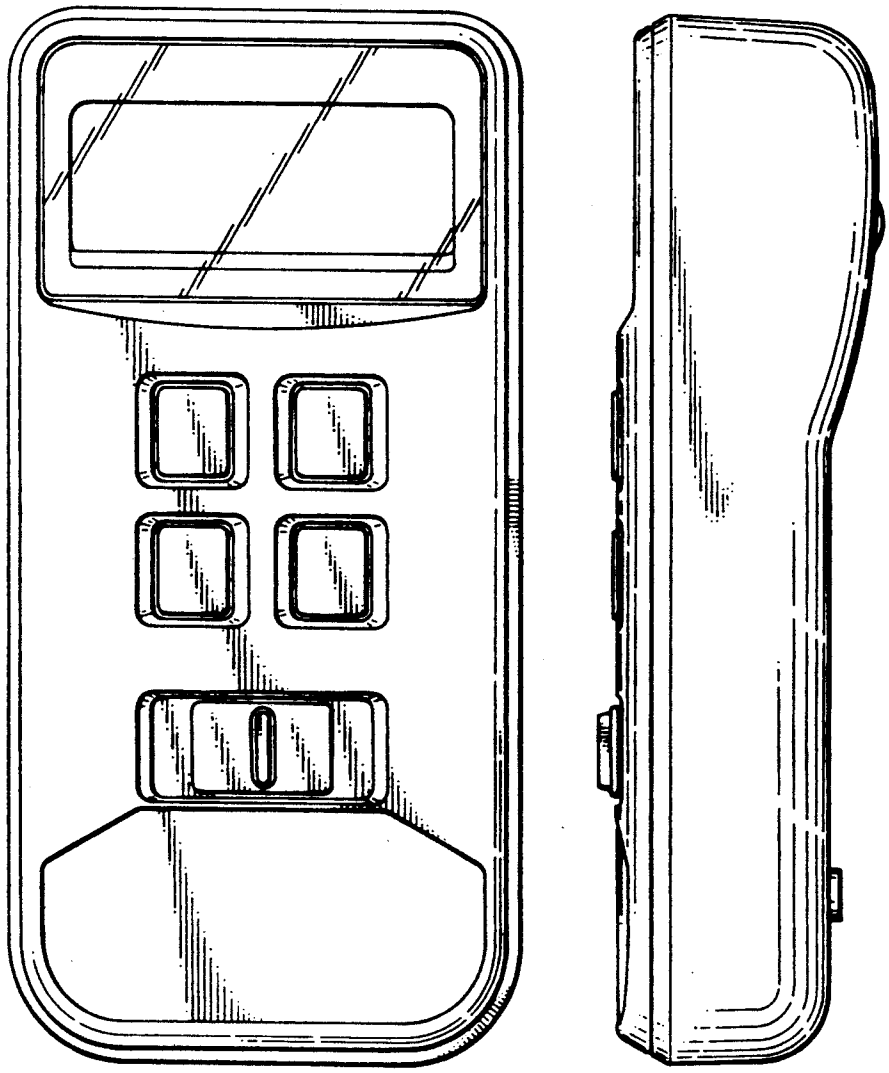

FIG. 1

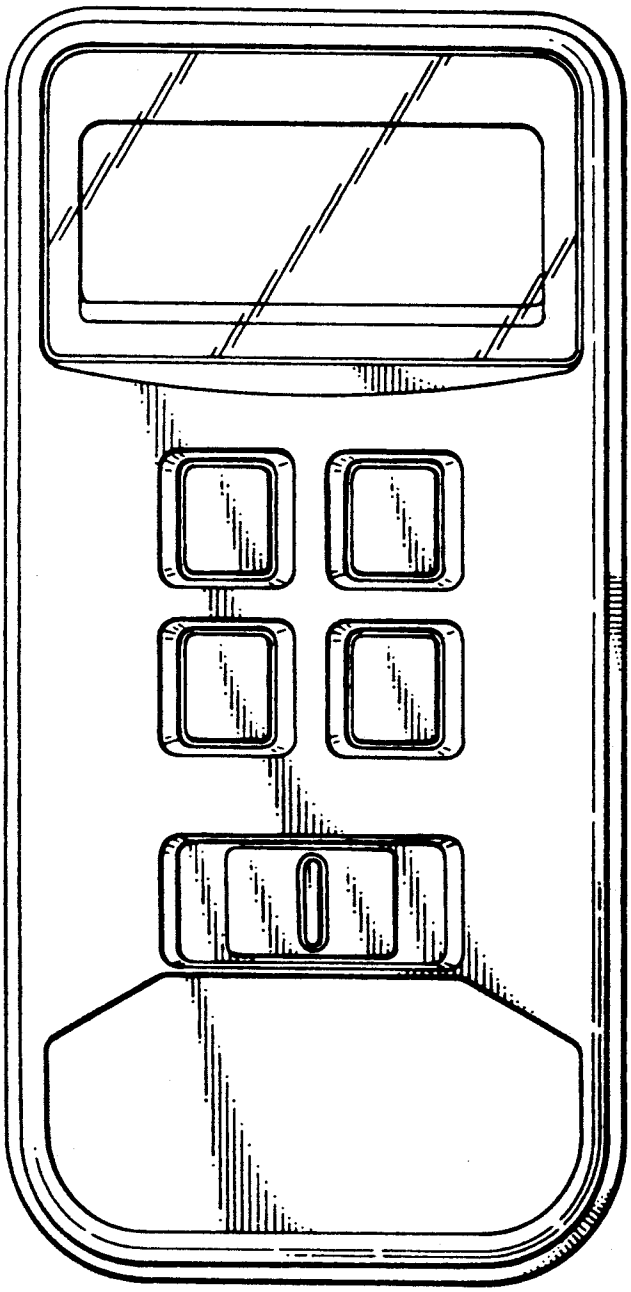

FIG. 2

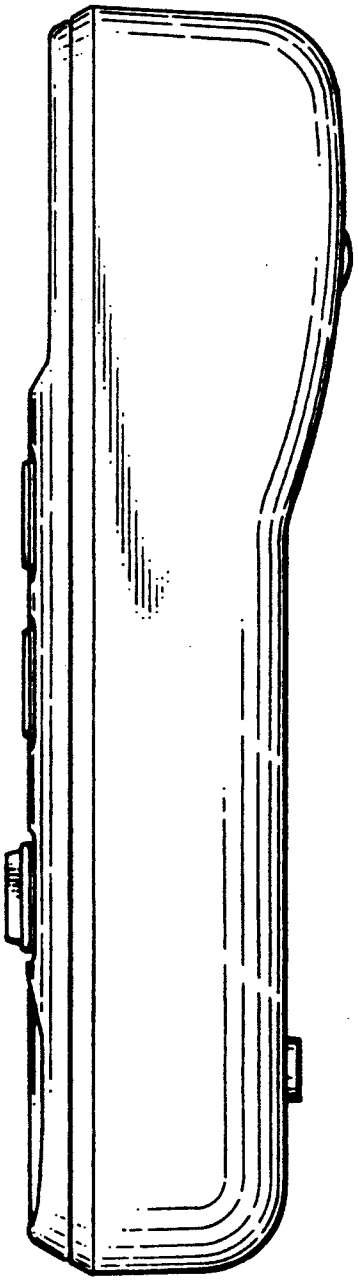

FIG. 3

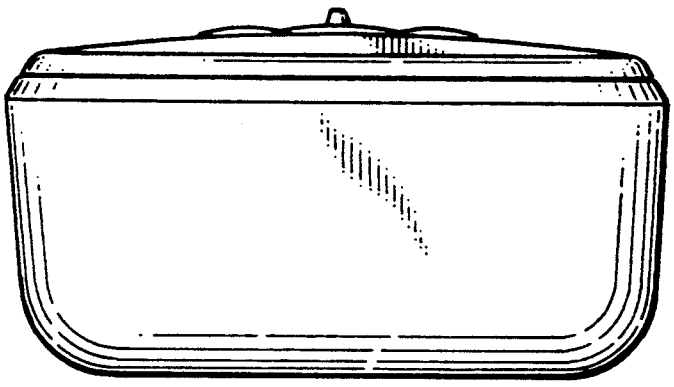

FIG. 4

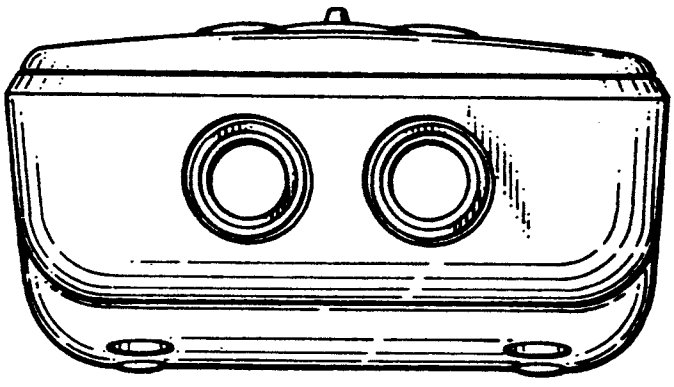

FIG. 5

