

(12) INTERNATIONAL APPLICATION PUBLISHED UNDER THE PATENT COOPERATION TREATY (PCT)

(19) World Intellectual Property Organization
International Bureau



(43) International Publication Date
1 August 2002 (01.08.2002)

PCT

(10) International Publication Number
WO 02/058696 A2

(51) International Patent Classification⁷: **A61K 31/397**,
A61P 3/06, 9/10

(21) International Application Number: PCT/US02/01195

(22) International Filing Date: 25 January 2002 (25.01.2002)

(25) Filing Language: English

(26) Publication Language: English

(30) Priority Data:
60/264,645 26 January 2001 (26.01.2001) US

(71) Applicant: **SCHERING CORPORATION** [US/US];
Patent Department - K-6-1 1990, 2000 Galloping Hill
Road, Kenilworth, NJ 07033-0530 (US).

(72) Inventor: **DAVIS, Harry, R.**; 64 River Bend Road, Berke-
ley Heights, NJ 07922 (US).

(74) Agent: **CANNONI, Ann, Marie**; Patent Department
K-6-1, 2000 Galloping Hill Road, Kenilworth, NJ
07033-0530 (US).

(81) Designated States (*national*): AE, AG, AL, AM, AT, AU,
AZ, BA, BB, BG, BR, BY, BZ, CA, CH, CN, CO, CR, CZ,
DE, DK, DM, DZ, EC, EE, ES, FI, GB, GD, GE, HR, HU,
ID, IL, IN, IS, JP, KG, KR, KZ, LC, LK, LR, LT, LU, LV,
MA, MD, MG, MK, MN, MX, MZ, NO, NZ, PH, PL, PT,
RO, RU, SE, SG, SI, SK, SL, TJ, TM, TN, TR, TT, TZ, UA,
UZ, VN, YU, ZA, ZM.

(84) Designated States (*regional*): ARIPO patent (GH, GM,
KE, LS, MW, MZ, SD, SL, SZ, TZ, UG, ZM, ZW),
Eurasian patent (AM, AZ, BY, KG, KZ, MD, RU, TJ, TM),
European patent (AT, BE, CH, CY, DE, DK, ES, FI, FR,
GB, GR, IE, IT, LU, MC, NL, PT, SE, TR), OAPI patent
(BF, BJ, CF, CG, CI, CM, GA, GN, GQ, GW, ML, MR,
NE, SN, TD, TG).

Declaration under Rule 4.17:

— *as to the applicant's entitlement to claim the priority of the
earlier application (Rule 4.17(iii)) for all designations*

Published:

— *without international search report and to be republished
upon receipt of that report*

*For two-letter codes and other abbreviations, refer to the "Guid-
ance Notes on Codes and Abbreviations" appearing at the begin-
ning of each regular issue of the PCT Gazette.*

(54) Title: THE USE OF SUBSTITUTED AZETIDINONE COMPOUNDS FOR THE TREATMENT OF SITOSTEROLEMIA

(57) Abstract: The present invention is directed to the use of sterol absorption inhibiting compounds, pharmaceutical compositions thereof, therapeutic combinations and their use in combination with other lipid lowering agents to treat or prevent sitosterolemia and/or to lower the concentration of sterol(s) other than cholesterol in plasma or tissue of a mammal. Methods of treating or preventing vascular disease and coronary events also are provided.



WO 02/058696 A2

THE USE OF SUBSTITUTED AZETIDINONE COMPOUNDS FOR THE
TREATMENT OF SITOSTEROLEMIA

CROSS-REFERENCE TO RELATED APPLICATION

5 This application claims the benefit of U.S. Provisional Application
Serial No. 60/264,645 filed January 26, 2001.

FIELD OF THE INVENTION

10 The present invention provides methods and pharmaceutical compositions
for treating or preventing sitosterolemia by administering to a mammal in need of
such treatment an effective amount of at least one treatment composition
comprising at least one sterol absorption inhibitor and optionally, an effective
amount of at least one bile acid sequestrant or other lipid lowering agent.

BACKGROUND OF THE INVENTION

15 Sitosterolemia is a genetic lipid storage disorder characterized by increased
levels of sitosterol and other plant sterols in the plasma and other tissues due to
increased non-selective intestinal absorption of sterols and decreased hepatic
removal. Individuals having sitosterolemia can exhibit one or more of the following
20 conditions: tendon and tuberos xanthomas, arthritis, hemolytic episodes,
accelerated atherosclerosis and myocardial infarctions, and can die at an early age
due to extensive coronary atherosclerosis. See Nguyen et al., "Regulation of
cholesterol biosynthesis in sitosterolemia: effects of lovastatin, cholestyramine, and
dietary sterol restriction", Vol 32, Journal of Lipid Research, pp. 1941-1948, (1991),
25 incorporated by reference herein.

30 Sitosterolemia can be treated with bile acid sequestrants (such as
cholestyramine, colestevlam hydrochloride and colestipol), however, these
compounds have a tendency to cause constipation in patients and therefore
compliance with this treatment is difficult. Bile acid sequestrants (insoluble anion
exchange resins) bind bile acids in the intestine, interrupting the enterohepatic
circulation of bile acids and causing an increase in the fecal excretion of steroids.
Use of bile acid sequestrants is desirable because of their non-systemic mode of
action. Bile acid sequestrants can lower intrahepatic cholesterol and promote the

synthesis of apo B/E (LDL) receptors which bind LDL from plasma to further reduce cholesterol levels in the blood.

Alternative treatments include ileal bypass surgery and selective low density lipoprotein plasmapheresis, which are physically undesirable for the patient.

5 An improved treatment for sitosterolemia is needed which can reduce the concentration of sterols in plasma and tissues and inhibit associated debilitating physical effects. Also, treatments which reduce the plasma or tissue concentration of non-cholesterol sterols such as phytosterols and 5 α -stanols are needed.

10 SUMMARY OF THE INVENTION

The present invention provides a method of treating or preventing sitosterolemia, comprising administering to a mammal in need of such treatment an effective amount of at least one sterol absorption inhibitor, or pharmaceutically acceptable salt or solvate of the least one sterol absorption inhibitor, or prodrug of the at least one sterol absorption inhibitor or pharmaceutically acceptable salt or solvate of the least one sterol absorption inhibitor, or mixture thereof.

In another embodiment, the present invention provides a method of treating or preventing sitosterolemia, comprising administering to a mammal in need of such treatment: (1) an effective amount of at least one sterol absorption inhibitor, or pharmaceutically acceptable salt or solvate of the least one sterol absorption inhibitor, or prodrug of the least one sterol absorption inhibitor or pharmaceutically acceptable salt or solvate of the least one sterol absorption, or mixture thereof; and (2) an effective amount of at least one bile acid sequestrant or other lipid lowering agent.

25 In another embodiment, the present invention provides a method of treating or preventing sitosterolemia comprising administering to a mammal in need of such treatment: (1) an effective amount of at least one sterol absorption inhibitor, or pharmaceutically acceptable salt or solvate of the least one sterol absorption inhibitor, or prodrug of the least one sterol absorption or pharmaceutically
30 acceptable salt or solvate of the least one sterol absorption inhibitor, or mixture thereof; and (2) at least one sterol biosynthesis inhibitor.

Other embodiments of the present invention include pharmaceutical compositions for the treatment or prevention of sitosterolemia comprising an

effective amount of the compositions or combinations used in the methods described above in a pharmaceutically acceptable carrier.

Another embodiment of the present invention is a method of reducing plasma or tissue concentration of at least one non-cholesterol sterol (such as a phytosterol), 5 α -stanol, or mixture thereof, comprising administering to a mammal in need of such treatment an effective amount of at least one treatment composition comprising an effective amount of at least one sterol absorption inhibitor or at least one stanol absorption inhibitor, or pharmaceutically acceptable salt or solvate of the least one sterol absorption inhibitor or the at least one stanol absorption inhibitor, or prodrug of the least one sterol absorption inhibitor or the at least one stanol absorption inhibitor or pharmaceutically acceptable salt or solvate of the least one sterol absorption inhibitor or the at least one stanol absorption inhibitor, or mixture thereof.

Yet another embodiment of the present invention is a method of reducing plasma or tissue concentration of at least one non-cholesterol sterol, 5 α -stanol, or mixture thereof, comprising administering to a sitosterolemic mammal in need of such treatment an effective amount of at least one treatment composition comprising an effective amount of at least one sterol absorption inhibitor or at least one stanol absorption inhibitor, or pharmaceutically acceptable salt or solvate of the least one sterol absorption inhibitor or the at least one stanol absorption inhibitor, or prodrug of the least one sterol absorption inhibitor or the at least one stanol absorption inhibitor or pharmaceutically acceptable salt or solvate of the least one sterol absorption inhibitor or the at least one stanol absorption inhibitor, or mixture thereof.

In another embodiment, the present invention provides a method of treating vascular disease, arteriosclerosis and/or atherosclerosis, comprising administering to a mammal in need of such treatment an effective amount of at least one treatment composition comprising an effective amount of at least one sterol absorption inhibitor or at least one stanol absorption inhibitor, or pharmaceutically acceptable salt or solvate of the least one sterol absorption inhibitor or the at least one stanol absorption inhibitor, or prodrug of the least one sterol absorption inhibitor or the at least one stanol absorption inhibitor or pharmaceutically acceptable salt or solvate of the least one sterol absorption inhibitor or the at least

one stanol absorption inhibitor, or mixture thereof to reduce plasma or tissue concentration of at least one non-cholesterol sterol, 5 α -stanol or mixture thereof.

In another embodiment, the present invention provides a method of preventing or reducing risk of a cardiovascular event comprising administering to a mammal an effective amount of at least one treatment composition comprising an effective amount of at least one sterol absorption inhibitor or at least one stanol absorption inhibitor, or pharmaceutically acceptable salt or solvate of the least one sterol absorption inhibitor or the at least one stanol absorption inhibitor, or prodrug of the least one sterol absorption inhibitor or the at least one stanol absorption inhibitor or pharmaceutically acceptable salt or solvate of the least one sterol absorption inhibitor or the at least one stanol absorption inhibitor, or mixture thereof to reduce plasma or tissue concentration of at least one non-cholesterol sterol, 5 α -stanol or mixture thereof.

In another embodiment, the present invention provides a method of preventing or reducing risk of a cardiovascular event comprising administering an effective amount of at least one treatment composition as described above to reduce plasma or tissue concentration of at least one non-cholesterol sterol, 5 α -stanol or mixture thereof to a mammal having no history of clinically evident coronary heart disease prior to the initial administration.

Other than in the operating examples, or where otherwise indicated, all numbers expressing quantities of ingredients, reaction conditions, and so forth used in the specification and claims are to be understood as being modified in all instances by the term "about."

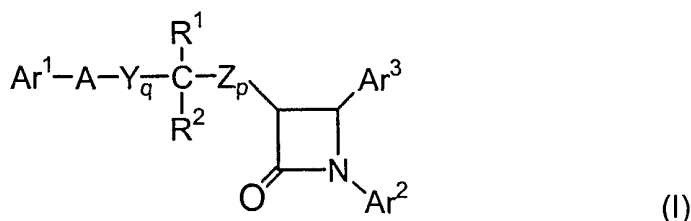
DETAILED DESCRIPTION

The present invention provides methods, pharmaceutical compositions and combinations for treating or preventing sitosterolemia and conditions or symptoms associated with sitosterolemia such as are discussed above. Another aspect of the present invention provides methods, pharmaceutical compositions and combinations for reducing the plasma or tissue concentration of non-cholesterol sterols, such as phytosterol(s), and/or 5 α -stanol(s), or mixtures thereof, in a mammal which can be useful in the treatment and/or prevention of vascular conditions or disease, such as vascular inflammation, arteriosclerosis,

atherosclerosis, hypercholesterolemia and sitosterolemia, and cardiovascular events, stroke and/or obesity.

Useful treatment compositions comprise one or more sterol absorption inhibitors and/or stanol absorption inhibitors such as are represented by Formulae (I-XI) shown below.

In one embodiment one or more sterol absorption inhibitors and/or stanol absorption inhibitors useful in the methods, compositions or combinations of this invention are represented by Formula (I):



or isomers of the compounds of Formula (I), or pharmaceutically acceptable salts or solvates of the compounds of Formula (I) or of the isomers of the compounds of Formula (I), or prodrugs of the compounds of Formula (I) or of the isomers, salts or solvates of the compounds of Formula (I), wherein in Formula (I):

Ar¹ is R³-substituted aryl;

Ar² is R⁴-substituted aryl;

Ar³ is R⁵-substituted aryl;

Y and Z are independently selected from the group consisting of -CH₂-, -CH(lower alkyl)- and -C(dilower alkyl)-;

A is -O-, -S-, -S(O)- or -S(O)₂-;

R¹ is selected from the group consisting of -OR⁶, -O(CO)R⁶, -O(CO)OR⁹ and -O(CO)NR⁶R⁷; R² is selected from the group consisting of hydrogen, lower alkyl and aryl; or R¹ and R² together are =O;

q is 1, 2 or 3;

p is 0, 1, 2, 3 or 4;

R⁵ is 1-3 substituents independently selected from the group consisting of -OR⁶, -O(CO)R⁶, -O(CO)OR⁹, -O(CH₂)₁₋₅OR⁹, -O(CO)NR⁶R⁷, -NR⁶R⁷, -NR⁶(CO)R⁷, -NR⁶(CO)OR⁹, -NR⁶(CO)NR⁷R⁸, -NR⁶SO₂-lower alkyl,

-NR⁶SO₂-aryl, -CONR⁶R⁷, -COR⁶, -SO₂NR⁶R⁷, S(O)₀₋₂-alkyl, S(O)₀₋₂-aryl, -O(CH₂)₁₋₁₀-COOR⁶, -O(CH₂)₁₋₁₀CONR⁶R⁷, o-halogeno, m-halogeno, o-lower alkyl, m-lower alkyl, -(lower alkylene)-COOR⁶, and -CH=CH-COOR⁶;

R³ and R⁴ are independently 1-3 substituents independently selected from the group consisting of R⁵, hydrogen, p-lower alkyl, aryl, -NO₂, -CF₃ and p-halogeno;

R⁶, R⁷ and R⁸ are independently selected from the group consisting of hydrogen, lower alkyl, aryl and aryl-substituted lower alkyl; and R⁹ is lower alkyl, aryl or aryl-substituted lower alkyl.

Preferred compounds of Formula I include those in which Ar¹ is R³-substituted phenyl, especially (4-R³)-substituted phenyl. Ar² is preferably R⁴-substituted phenyl, especially (4-R⁴)-substituted phenyl. Ar³ is preferably R⁵-substituted phenyl, especially (4-R⁵)-substituted phenyl. Mono-substitution of each of Ar¹, Ar² and Ar³ is preferred.

Y and Z are each preferably -CH₂-. R² is preferably hydrogen. R¹ is preferably -OR⁶ wherein R⁶ is hydrogen, or a group readily metabolizable to a hydroxyl (such as -O(CO)R⁶, -O(CO)OR⁹ and -O(CO)NR⁶R⁷, defined above). Also preferred are compounds wherein R¹ and R² together are =O.

The sum of q and p is preferably 1 or 2, more preferably 1. Preferred are compounds wherein p is zero and q is 1. More preferred are compounds wherein p is zero, q is 1, Y is -CH₂- and R¹ is -OR⁶, especially when R⁶ is hydrogen.

Another group of preferred compounds is that in which Ar¹ is R³-substituted phenyl, Ar² is R⁴-substituted phenyl and Ar³ is R⁵-substituted phenyl.

Also preferred are compounds wherein Ar¹ is R³-substituted phenyl, Ar² is R⁴-substituted phenyl, Ar³ is R⁵-substituted phenyl, and the sum of p and q is 1 or 2, especially 1. More preferred are compounds wherein Ar¹ is R³-substituted phenyl, Ar² is R⁴-substituted phenyl, Ar³ is R⁵-substituted phenyl, p is zero and q is 1.

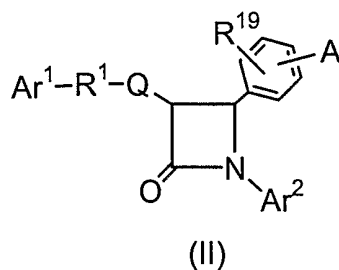
A is preferably -O-.

R³ is preferably -COOR⁶, -CONR⁶R⁷, -COR⁶, -SO₂NR⁶R⁷, S(O)₀₋₂-alkyl, S(O)₀₋₂-aryl, NO₂ or halogeno. A more preferred definition for R³ is halogeno, especially fluoro or chloro.

R⁴ is preferably hydrogen, lower alkyl, -OR⁶, -O(CO)R⁶, -O(CO)OR⁹,
 5 -O(CO)NR⁶R⁷, -NR⁶R⁷, COR⁶ or halogeno, wherein R⁶ and R⁷ are preferably independently hydrogen or lower alkyl, and R⁹ is preferably lower alkyl. A more preferred definition for R⁴ is hydrogen or halogeno, especially fluoro or chloro.

R⁵ is preferably -OR⁶, -O(CO)R⁶, -O(CO)OR⁹, -O(CO)NR⁶R⁷, -NR⁶R⁷,
 10 -(lower alkylene)-COOR⁶ or -CH=CH-COOR⁶, wherein R⁶ and R⁷ are preferably independently hydrogen or lower alkyl, and R⁹ is preferably lower alkyl. A more preferred definition for R⁵ is -OR⁶, -(lower alkylene)-COOR⁶ or -CH=CH-COOR⁶, wherein R⁶ is preferably hydrogen or lower alkyl.

In another embodiment, one or more sterol absorption inhibitors and/or
 15 stanol absorption inhibitors useful in the methods, compositions or combinations of this invention are represented by Formula (II):




or isomers of the compounds of Formula (II), or pharmaceutically acceptable salts
 20 or solvates of the compounds of Formula (II) or of the isomers of the compounds of Formula (II), or prodrugs of the compounds of Formula (II) or of the isomers, salts or solvates of the compounds of Formula (II),
 wherein in Formula (II) above:

A is selected from the group consisting of R²-substituted heterocycloalkyl,
 25 R²-substituted heteroaryl, R²-substituted benzofused heterocycloalkyl, and R²-substituted benzofused heteroaryl;

Ar¹ is aryl or R³-substituted aryl;

Ar² is aryl or R⁴-substituted aryl;

Q is a bond or, with the 3-position ring carbon of the azetidinone, forms the

spiro group ; and

R¹ is selected from the group consisting of:

-(CH₂)_q-, wherein q is 2-6, provided that when Q forms a spiro ring, q can also be zero or 1;

-(CH₂)_e-G-(CH₂)_r-, wherein G is -O-, -C(O)-, phenylene, -NR⁸- or -S(O)₀₋₂-, e is 0-5 and r is 0-5, provided that the sum of e and r is 1-6;

-(C₂-C₆ alkenylene)-; and

$-(\text{CH}_2)_f\text{-V-(CH}_2)_g-$, wherein V is C₃-C₆ cycloalkylene, f is 1-5 and g is 0-5, provided that the sum of f and g is 1-6;

R⁵ is

$$-\overset{|}{\text{CH}}-, -\overset{|}{\text{C}}(\text{C}_1\text{-C}_6 \text{ alkyl})-, -\overset{|}{\text{CF}}-, -\overset{|}{\text{C}}(\text{OH})-, -\overset{|}{\text{C}}(\text{C}_6\text{H}_4\text{-R}^9)-, -\overset{|}{\text{N}}-, \text{ or } -\overset{|}{\text{NO}}^+;$$

R⁶ and R⁷ are independently selected from the group consisting of -CH₂-, -CH(C₁-C₆ alkyl)-, -C(di-(C₁-C₆) alkyl)-, -CH=CH- and -C(C₁-C₆ alkyl)=CH-; or R⁵ together with an adjacent R⁶, or R⁵ together with an adjacent R⁷, form a -CH=CH- or a -CH=C(C₁-C₆ alkyl)- group;

a and b are independently 0, 1, 2 or 3, provided both are not zero; provided that when R⁶ is -CH=CH- or -C(C₁-C₆ alkyl)=CH-, a is 1; provided that when R⁷ is -CH=CH- or -C(C₁-C₆ alkyl)=CH-, b is 1; provided that when a is 2 or 3, the R⁶'s can be the same or different; and provided that when b is 2 or 3, the R⁷'s can be the same or different;

and when Q is a bond, R^1 also can be:

$$-M-Y_d-\overset{\overset{R^{10}}{|}}{\underset{\underset{R^{11}}{|}}{C}}-Z_h-, -X_m-(\overset{\overset{R^{12}}{|}}{\underset{\underset{R^{13}}{|}}{C}})_s-Y_n-(\overset{\overset{R^{10}}{|}}{\underset{\underset{R^{11}}{|}}{C}})_t-Z_p- \text{ or } -X_j-(\overset{\overset{R^{10}}{|}}{\underset{\underset{R^{11}}{|}}{C}})_v-Y_k-S(O)_{0-2}-;$$

M is -O-, -S-, -S(O)- or -S(O)₂-;

X, Y and Z are independently selected from the group consisting of $-\text{CH}_2-$,

-CH(C₁-C₆ alkyl)- and -C(di-(C₁-C₆) alkyl);

R¹⁰ and R¹² are independently selected from the group consisting of
-OR¹⁴, -O(CO)R¹⁴, -O(CO)OR¹⁶ and -O(CO)NR¹⁴R¹⁵;

R¹¹ and R¹³ are independently selected from the group consisting of
5 hydrogen, (C₁-C₆)alkyl and aryl; or R¹⁰ and R¹¹ together are =O, or R¹² and R¹³
together are =O;

d is 1, 2 or 3;

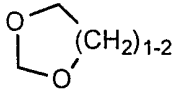
h is 0, 1, 2, 3 or 4;

s is 0 or 1; t is 0 or 1; m, n and p are independently 0-4; provided that at
10 least one of s and t is 1, and the sum of m, n, p, s and t is 1-6; provided that when
p is 0 and t is 1, the sum of m, s and n is 1-5; and provided that when p is 0 and s
is 1, the sum of m, t and n is 1-5;

v is 0 or 1;

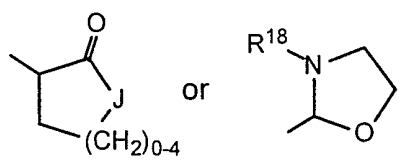
j and k are independently 1-5, provided that the sum of j, k and v is 1-5;

15 R² is 1-3 substituents on the ring carbon atoms selected from the group
consisting of hydrogen, (C₁-C₁₀)alkyl, (C₂-C₁₀)alkenyl, (C₂-C₁₀)alkynyl,
(C₃-C₆)cycloalkyl, (C₃-C₆)cycloalkenyl, R¹⁷-substituted aryl, R¹⁷-substituted
benzyl, R¹⁷-substituted benzyloxy, R¹⁷-substituted aryloxy, halogeno, -NR¹⁴R¹⁵,
NR¹⁴R¹⁵(C₁-C₆ alkylene)-, NR¹⁴R¹⁵C(O)(C₁-C₆ alkylene)-, -NHC(O)R¹⁶, OH,
20 C₁-C₆ alkoxy, -OC(O)R¹⁶, -COR¹⁴, hydroxy(C₁-C₆)alkyl, (C₁-C₆)alkoxy(C₁-C₆)alkyl,
NO₂, -S(O)₀₋₂R¹⁶, -SO₂NR¹⁴R¹⁵ and -(C₁-C₆ alkylene)COOR¹⁴; when R² is a

substituent on a heterocycloalkyl ring, R² is as defined, or is =O or  ;

and, where R² is a substituent on a substitutable ring nitrogen, it is hydrogen,
(C₁-C₆)alkyl, aryl, (C₁-C₆)alkoxy, aryloxy, (C₁-C₆)alkylcarbonyl, arylcarbonyl,

25 hydroxy, -(CH₂)₁₋₆CONR¹⁸R¹⁸,



wherein J is -O-, -NH-, -NR¹⁸- or -CH₂-;

R³ and R⁴ are independently selected from the group consisting of 1-3 substituents independently selected from the group consisting of (C₁-C₆)alkyl, -OR¹⁴, -O(CO)R¹⁴, -O(CO)OR¹⁶, -O(CH₂)₁₋₅OR¹⁴, -O(CO)NR¹⁴R¹⁵, -NR¹⁴R¹⁵, -NR¹⁴(CO)R¹⁵, -NR¹⁴(CO)OR¹⁶, -NR¹⁴(CO)NR¹⁵R¹⁹, -NR¹⁴SO₂R¹⁶,
 5 -COOR¹⁴, -CONR¹⁴R¹⁵, -COR¹⁴, -SO₂NR¹⁴R¹⁵, S(O)₀₋₂R¹⁶, -O(CH₂)₁₋₁₀-COOR¹⁴, -O(CH₂)₁₋₁₀CONR¹⁴R¹⁵, -(C₁-C₆ alkylene)-COOR¹⁴, -CH=CH-COOR¹⁴, -CF₃, -CN, -NO₂ and halogen;

R⁸ is hydrogen, (C₁-C₆)alkyl, aryl (C₁-C₆)alkyl, -C(O)R¹⁴ or -COOR¹⁴;

R⁹ and R¹⁷ are independently 1-3 groups independently selected from the
 10 group consisting of hydrogen, (C₁-C₆)alkyl, (C₁-C₆)alkoxy, -COOH, NO₂, -NR¹⁴R¹⁵, OH and halogeno;

R¹⁴ and R¹⁵ are independently selected from the group consisting of hydrogen, (C₁-C₆)alkyl, aryl and aryl-substituted (C₁-C₆)alkyl;

R¹⁶ is (C₁-C₆)alkyl, aryl or R¹⁷-substituted aryl;

15 R¹⁸ is hydrogen or (C₁-C₆)alkyl; and

R¹⁹ is hydrogen, hydroxy or (C₁-C₆)alkoxy.

As used in Formula (II) above, "A" is preferably an R²-substituted, 6-membered heterocycloalkyl ring containing 1 or 2 nitrogen atoms. Preferred heterocycloalkyl rings are piperidinyl, piperazinyl and morpholinyl groups. The ring
 20 "A" is preferably joined to the phenyl ring through a ring nitrogen. Preferred R² substituents are hydrogen and lower alkyl. R¹⁹ is preferably hydrogen.

Ar² is preferably phenyl or R⁴-phenyl, especially (4-R⁴)-substituted phenyl. Preferred definitions of R⁴ are lower alkoxy, especially methoxy, and halogeno, especially fluoro.

25 Ar¹ is preferably phenyl or R³-substituted phenyl, especially (4-R³)-substituted phenyl.

There are several preferred definitions for the -R¹-Q- combination of variables:

Q is a bond and R¹ is lower alkylene, preferably propylene;

Q is a spiro group as defined above, wherein preferably R⁶ and R⁷ are each ethylene and R⁵ is $\begin{array}{c} | \\ -\text{CH}- \end{array}$ or $\begin{array}{c} | \\ -\text{C}(\text{OH})- \end{array}$;

Q is a bond and R¹ is
$$-M-Y_d-\overset{\overset{R^{10}}{|}}{\underset{\underset{R^{11}}{|}}{C}}-Z_h-$$
 wherein the variables are chosen such that R¹ is -O-CH₂-CH(OH)-;

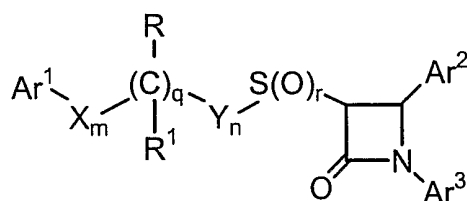
Q is a bond and R¹ is $-X_m-(C)_s-Y_n-(C)_t-Z_p-$ wherein the

variables are chosen such that R¹ is -CH(OH)-(CH₂)₂-; and

Q is a bond and R¹ is $-X_j-(\overset{\overset{R^{10}}{|}}{\underset{\underset{R^{11}}{|}}{C}})_v-Y_k-S(O)_{0-2}-$ wherein the

5 variables are chosen such that R¹ is $-CH(OH)-CH_2-S(O)_{0-2}-$.

In another embodiment, one or more sterol absorption inhibitors and/or stanol absorption inhibitors useful in the methods, compositions or combinations of this invention are represented by Formula (III):



(III)

or isomers of the compounds of Formula (III), or pharmaceutically acceptable salts or solvates of the compounds of Formula (III) or of the isomers of the compounds of Formula (III), or prodrugs of the compounds of Formula (III) or of the isomers, salts or solvates of the compounds of Formula (III),

wherein in Formula (III) above:

Ar¹ is aryl, R¹⁰-substituted aryl or heteroaryl;

Ar² is aryl or R⁴-substituted aryl;

Ar³ is aryl or R⁵-substituted aryl;

X and Y are independently selected from the group consisting of $-\text{CH}_2-$,

-CH(lower alkyl)- and -C(dilower alkyl)-;

R is -OR⁶, -O(CO)R⁶, -O(CO)OR⁹ or -O(CO)NR⁶R⁷; R¹ is hydrogen, lower alkyl or aryl; or R and R¹ together are =O;

q is 0 or 1;

5 r is 0, 1 or 2;

m and n are independently 0, 1, 2, 3, 4 or 5; provided that the sum of m, n and q is 1, 2, 3, 4 or 5;

R⁴ is 1-5 substituents independently selected from the group consisting of lower alkyl, -OR⁶, -O(CO)R⁶, -O(CO)OR⁹, -O(CH₂)₁₋₅OR⁶, -O(CO)NR⁶R⁷, -
 10 NR⁶R⁷, -NR⁶(CO)R⁷, -NR⁶(CO)OR⁹, -NR⁶(CO)NR⁷R⁸, -NR⁶SO₂R⁹, -COOR⁶,
 -CONR⁶R⁷, -COR⁶, -SO₂NR⁶R⁷, S(O)₀₋₂R⁹, -O(CH₂)₁₋₁₀-COOR⁶,
 -O(CH₂)₁₋₁₀CONR⁶R⁷, -(lower alkylene)COOR⁶ and -CH=CH-COOR⁶;

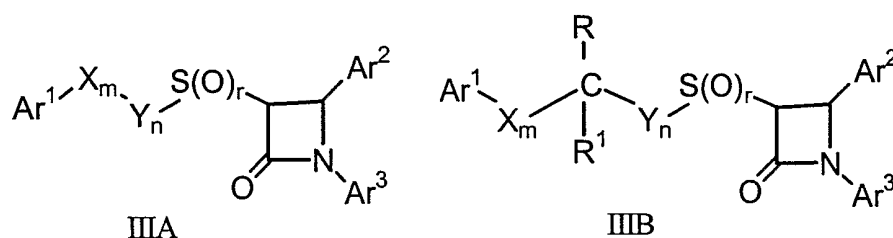
R⁵ is 1-5 substituents independently selected from the group consisting of
 -OR⁶, -O(CO)R⁶, -O(CO)OR⁹, -O(CH₂)₁₋₅OR⁶, -O(CO)NR⁶R⁷, -NR⁶R⁷,
 15 -NR⁶(CO)R⁷, -NR⁶(CO)OR⁹, -NR⁶(CO)NR⁷R⁸, -NR⁶SO₂R⁹, -COOR⁶,
 -CONR⁶R⁷, -COR⁶, -SO₂NR⁶R⁷, S(O)₀₋₂R⁹, -O(CH₂)₁₋₁₀-COOR⁶, -O(CH₂)₁₋₁₀CONR⁶R⁷, -CF₃, -CN, -NO₂, halogen, -(lower alkylene)COOR⁶ and -CH=CH-
 COOR⁶;

R⁶, R⁷ and R⁸ are independently selected from the group consisting of
 20 hydrogen, lower alkyl, aryl and aryl-substituted lower alkyl;

R⁹ is lower alkyl, aryl or aryl-substituted lower alkyl; and

R¹⁰ is 1-5 substituents independently selected from the group consisting of lower alkyl, -OR⁶, -O(CO)R⁶, -O(CO)OR⁹, -O(CH₂)₁₋₅OR⁶, -O(CO)NR⁶R⁷,
 -NR⁶R⁷, -NR⁶(CO)R⁷, -NR⁶(CO)OR⁹, -NR⁶(CO)NR⁷R⁸, -NR⁶SO₂R⁹, -COOR⁶,
 25 -CONR⁶R⁷, -COR⁶, -SO₂NR⁶R⁷, S(O)₀₋₂R⁹, -O(CH₂)₁₋₁₀-COOR⁶,
 -O(CH₂)₁₋₁₀CONR⁶R⁷, -CF₃, -CN, -NO₂ and halogen.

Within the scope of Formula III, there are two preferred structures. In Formula IIIA, q is zero and the remaining variables are as defined above, and in Formula IIIB, q is 1 and the remaining variables are as defined above:



R^4 , R^5 and R^{10} are each preferably 1-3 independently selected substituents as set forth above. Preferred are compounds of Formula (III) wherein Ar^1 is phenyl, R^{10} -substituted phenyl or thienyl, especially (4- R^{10})-substituted phenyl or thienyl. Ar^2 is preferably R^4 -substituted phenyl, especially (4- R^4)-substituted phenyl. Ar^3 is preferably phenyl or R^5 -substituted phenyl, especially (4- R^5)-substituted phenyl. When Ar^1 is R^{10} -substituted phenyl, R^{10} is preferably halogeno, especially fluoro. When Ar^2 is R^4 -substituted phenyl, R^4 is preferably -OR⁶, especially wherein R^6 is hydrogen or lower alkyl. When Ar^3 is R^5 -substituted phenyl, R^5 is preferably halogeno, especially fluoro. Especially preferred are compounds of Formula III wherein Ar^1 is phenyl, 4-fluorophenyl or thienyl, Ar^2 is 4-(alkoxy or hydroxy)phenyl, and Ar^3 is phenyl or 4-fluorophenyl.

X and Y are each preferably -CH₂-. The sum of m , n and q is preferably 2, 3 or 4, more preferably 2. When q is 1, n is preferably 1 to 5.

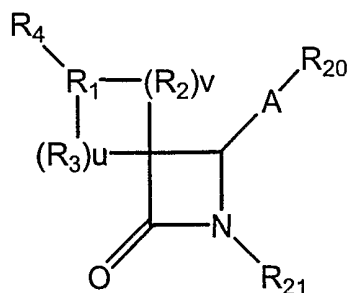
Preferences for X , Y , Ar^1 , Ar^2 and Ar^3 are the same in each of Formulae IIIA and IIIB.

In compounds of Formula IIIA, the sum of m and n is preferably 2, 3 or 4, more preferably 2. Also preferred are compounds wherein the sum of m and n is 2, and r is 0 or 1.

In compounds of Formula IIIB, the sum of m and n is preferably 1, 2 or 3, more preferably 1. Especially preferred are compounds wherein m is zero and n is 1. R^1 is preferably hydrogen and R is preferably -OR⁶ wherein R^6 is hydrogen, or a group readily metabolizable to a hydroxyl (such as -O(CO) R^6 , -O(CO)OR⁹ and -O(CO)NR⁶R⁷, defined above), or R and R^1 together form a =O group.

In another embodiment, one or more sterol absorption inhibitors and/or stanol absorption inhibitors useful in the methods, compositions or combinations of this invention are represented by Formula (IV):

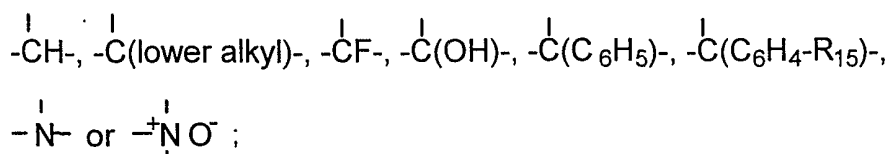
14



(IV)

or isomers of the compounds of Formula (IV), or pharmaceutically acceptable salts or solvates of the compounds of Formula (IV) or of the isomers of the compounds of Formula (IV), or prodrugs of the compounds of Formula (IV) or of the isomers, salts or solvates of the compounds of Formula (IV), wherein in Formula (IV) above:

R₁ is



R₂ and R₃ are independently selected from the group consisting of:

-CH₂-, -CH(lower alkyl)-, -C(di-lower alkyl)-, -CH=CH- and -C(lower alkyl)=CH-; or R₁ together with an adjacent R₂, or R₁ together with an adjacent R₃, form a -CH=CH- or a -CH=C(lower alkyl)- group;

u and v are independently 0, 1, 2 or 3, provided both are not zero;

provided that when R₂ is -CH=CH- or -C(lower alkyl)=CH-, v is 1;

provided that when R₃ is -CH=CH- or -C(lower alkyl)=CH-, u is 1;

provided that when v is 2 or 3, the R₂'s can be the same or different;

and provided that when u is 2 or 3, the R₃'s can be the same or different;

R₄ is selected from B-(CH₂)_mC(O)-, wherein m is 0, 1, 2, 3, 4 or 5;

B-(CH₂)_q-, wherein q is 0, 1, 2, 3, 4, 5 or 6;

B-(CH₂)_e-Z-(CH₂)_r-, wherein Z is -O-, -C(O)-, phenylene,

-N(R₈)- or -S(O)₀₋₂-, e is 0, 1, 2, 3, 4 or 5 and r is 0, 1, 2, 3, 4 or 5, provided

that the sum of e and r is 0, 1, 2, 3, 4, 5 or 6;

B-(C₂-C₆ alkenylene)-;

B-(C₄-C₆ alkadienylene)-;

B-(CH₂)_t-Z-(C₂-C₆ alkenylene)-, wherein Z is as defined above, and wherein t is 0, 1, 2 or 3, provided that the sum of t and the number of carbon atoms in the alkenylene chain is 2, 3, 4, 5 or 6;

5 B-(CH₂)_f-V-(CH₂)_g-, wherein V is C₃-C₆ cycloalkylene, f is 1, 2, 3, 4 or 5 and g is 0, 1, 2, 3, 4 or 5, provided that the sum of f and g is 1, 2, 3, 4, 5 or 6;

B-(CH₂)_t-V-(C₂-C₆ alkenylene)- or

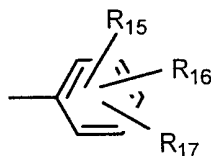
10 B-(C₂-C₆ alkenylene)-V-(CH₂)_t-, wherein V and t are as defined above, provided that the sum of t and the number of carbon atoms in the alkenylene chain is 2, 3, 4, 5 or 6;

B-(CH₂)_a-Z-(CH₂)_b-V-(CH₂)_d-, wherein Z and V are as defined above and a, b and d are independently 0, 1, 2, 3, 4, 5 or 6, provided that the sum of a, b and d is 0, 1, 2, 3, 4, 5 or 6; or

15 T-(CH₂)_s-, wherein T is cycloalkyl of 3-6 carbon atoms and s is 0, 1, 2, 3, 4, 5 or 6; or

R₁ and R₄ together form the group $\text{B}-\text{CH}=\overset{\text{I}}{\text{C}}-$;

B is indanyl, indenyl, naphthyl, tetrahydronaphthyl, heteroaryl or W-substituted heteroaryl, wherein heteroaryl is selected from the group consisting of: pyrrolyl, 20 pyridinyl, pyrimidinyl, pyrazinyl, triazinyl, imidazolyl, thiazolyl, pyrazolyl, thienyl, oxazolyl and furanyl, and for nitrogen-containing heteroaryls, the N-oxides thereof, or



25 W is 1 to 3 substituents independently selected from the group consisting of lower alkyl, hydroxy lower alkyl, lower alkoxy, alkoxyalkyl, alkoxyalkoxy, alkoxycarbonylalkoxy, (lower alkoxyimino)-lower alkyl, lower alkanedioyl, lower alkyl lower alkanedioyl, allyloxy, -CF₃, -OCF₃, benzyl, R₇-benzyl, benzyloxy, R₇-benzyloxy, phenoxy, R₇-phenoxy, dioxolanyl, NO₂, -N(R₈)(R₉), N(R₈)(R₉)-lower alkylene-, N(R₈)(R₉)-lower alkyleneoxy-, OH, halogeno, -CN, -N₃, -NHC(O)OR₁₀, -

NHC(O)R₁₀, R₁₁O₂SNH-, (R₁₁O₂S)₂N-, -S(O)₂NH₂, -S(O)₀₋₂R₈, tert-butyldimethylsilyloxymethyl, -C(O)R₁₂, -COOR₁₉, -CON(R₈)(R₉), -CH=CHC(O)R₁₂, -lower alkylene-C(O)R₁₂, R₁₀C(O)(lower alkyleneoxy)-, N(R₈)(R₉)C(O)(lower

alkyleneoxy)- and $\text{-CH}_2\text{-N} \begin{array}{c} \diagup \\ \diagdown \end{array} \text{R}_{13}$ for substitution on ring carbon atoms,

and the substituents on the substituted heteroaryl ring nitrogen atoms, when present, are selected from the group consisting of lower alkyl, lower alkoxy, -C(O)OR₁₀, -C(O)R₁₀, OH, N(R₈)(R₉)-lower alkylene-, N(R₈)(R₉)-lower alkyleneoxy-, -S(O)₂NH₂ and 2-(trimethylsilyl)-ethoxymethyl;

R₇ is 1-3 groups independently selected from the group consisting of lower alkyl, lower alkoxy, -COOH, NO₂, -N(R₈)(R₉), OH, and halogeno;

R₈ and R₉ are independently H or lower alkyl;

R₁₀ is lower alkyl, phenyl, R₇-phenyl, benzyl or R₇-benzyl;

R₁₁ is OH, lower alkyl, phenyl, benzyl, R₇-phenyl or R₇-benzyl;

R₁₂ is H, OH, alkoxy, phenoxy, benzyloxy, $\text{-N} \begin{array}{c} \diagup \\ \diagdown \end{array} \text{R}_{13}$,

-N(R₈)(R₉), lower alkyl, phenyl or R₇-phenyl;

R₁₃ is -O-, -CH₂-, -NH-, -N(lower alkyl)- or -NC(O)R₁₉;

R₁₅, R₁₆ and R₁₇ are independently selected from the group consisting of H and the groups defined for W; or R₁₅ is hydrogen and R₁₆ and R₁₇, together with adjacent carbon atoms to which they are attached, form a dioxolanyl ring;

R₁₉ is H, lower alkyl, phenyl or phenyl lower alkyl; and

R₂₀ and R₂₁ are independently selected from the group consisting of phenyl, W-substituted phenyl, naphthyl, W-substituted naphthyl, indanyl, indenyl, tetrahydronaphthyl, benzodioxolyl, heteroaryl, W-substituted heteroaryl, benzofused heteroaryl, W-substituted benzofused heteroaryl and cyclopropyl, wherein heteroaryl is as defined above.

One group of preferred compounds of Formula IV is that in which R₂₁ is phenyl, W-substituted phenyl, indanyl, benzofuranyl, benzodioxolyl, tetrahydronaphthyl, pyridyl, pyrazinyl, pyrimidinyl, quinolyl or cyclopropyl, wherein W is lower alkyl, lower alkoxy, OH, halogeno, -N(R₈)(R₉), -NHC(O)OR₁₀,

-NHC(O)R₁₀, NO₂, -CN, -N₃, -SH, -S(O)₀₋₂-(lower alkyl), -COOR₁₉, -CON(R₈)(R₉), -COR₁₂, phenoxy, benzyloxy, -OCF₃, -CH=C(O)R₁₂ or tert-butyldimethylsilyloxy, wherein R₈, R₉, R₁₀, R₁₂ and R₁₉ are as defined for Formula IV. When W is 2 or 3 substituents, the substituents can be the same or different.

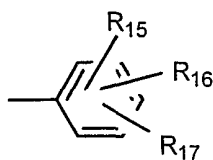
5 Another group of preferred compounds of Formula IV is that in which R₂₀ is phenyl or W-substituted phenyl, wherein preferred meanings of W are as defined above for preferred definitions of R₂₁.

More preferred are compounds of Formula IV wherein R₂₀ is phenyl or W-substituted phenyl and R₂₁ is phenyl, W-substituted phenyl, indanyl, benzofuranyl, benzodioxolyl, tetrahydronaphthyl, pyridyl, pyrazinyl, pyrimidinyl, quinolyl or cyclopropyl;
 10 wherein W is lower alkyl, lower alkoxy, OH, halogeno, -N(R₈)(R₉), -NHC(O)OR₁₀, -NHC(O)R₁₀, NO₂, -CN, -N₃, -SH, -S(O)₀₋₂-(lower alkyl), -COOR₁₉, -CON(R₈)(R₉), -COR₁₂, phenoxy, benzyloxy, -CH=CHC(O)R₁₂,
 15 -OCF₃ or tert-butyl-dimethyl-silyloxy, wherein when W is 2 or 3 substituents, the substituents can be the same or different, and wherein R₈, R₉, R₁₀, R₁₂ and R₁₉ are as defined in Formula IV.

Also preferred are compounds of Formula IV wherein R₁ is $\overset{|}{\text{CH-}}$ or $\overset{|}{\text{C(OH)-}}$.

20 Another group of preferred compounds of Formula IV is that wherein R₂ and R₃ are each -CH₂- and the sum of u and v is 2, 3 or 4, with u=v=2 being more preferred.

R₄ is preferably B-(CH₂)_q- or B-(CH₂)_e-Z-(CH₂)_r-, wherein B, Z, q, e and r are



as defined above. B is preferably $\overset{|}{\text{CH-}}$ or $\overset{|}{\text{C(OH)-}}$, wherein R₁₆ and R₁₇ are each
 25 hydrogen and wherein R₁₅ is preferably H, OH, lower alkoxy, especially methoxy, or halogeno, especially chloro.

Preferably Z is -O-, e is 0, and r is 0.

Preferably q is 0-2.

R₂₀ is preferably phenyl or W-substituted phenyl.

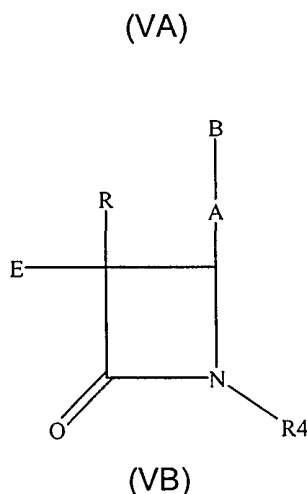
Preferred W substituents for R₂₀ are lower alkoxy, especially methoxy and ethoxy, OH, and -C(O)R₁₂, wherein R₁₂ is preferably lower alkoxy.

Preferred definitions for R₂₁ are phenyl, lower alkoxy-substituted phenyl and F-phenyl.

Especially preferred are compounds of Formula IV wherein R₁ is $\overset{|}{-CH-}$, or

$\overset{|}{-C(OH)-}$, R₂ and R₃ are each -CH₂-, u=v=2, R₄ is B-(CH₂)_q-, wherein B is phenyl or phenyl substituted by lower alkoxy or chloro, q is 0-2, R₂₀ is phenyl, OH-phenyl, lower alkoxy-substituted phenyl or lower alkoxycarbonyl-substituted phenyl, and R₂₁ is phenyl, lower alkoxy-substituted phenyl or F-phenyl.

In another embodiment, one or more sterol absorption inhibitors and/or stanol absorption inhibitors useful in the methods, compositions or combinations of this invention are represented by Formulae (VA) and (VB):

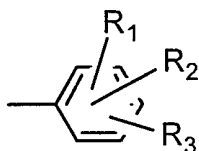


or isomers thereof, or pharmaceutically acceptable salts or solvates of the compounds of Formulas (VA) and (VB) or of the isomers of the compounds of Formulas (VA) and (VB), or prodrugs of the compounds of Formulas (VA) and (VB)

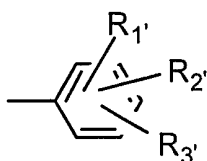
or of the isomers, salts or solvates of the compounds of Formulas (VA) and (VB), wherein in Formulae (VA) and (VB) above:

A is $-\text{CH}=\text{CH}-$, $-\text{C}\equiv\text{C}-$ or $-(\text{CH}_2)_p-$ wherein p is 0, 1 or 2;

B is



B' is



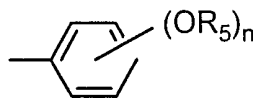
D is $-(\text{CH}_2)_m\text{C}(\text{O})-$ or $-(\text{CH}_2)_q-$ wherein m is 1, 2, 3 or 4 and q is 2, 3 or 4;

E is C_{10} to C_{20} alkyl or $-\text{C}(\text{O})-(\text{C}_9 \text{ to } \text{C}_{19})\text{-alkyl}$, wherein the alkyl is straight or branched, saturated or containing one or more double bonds;

R is hydrogen, $\text{C}_1\text{-C}_{15}$ alkyl, straight or branched, saturated or containing one or more double bonds, or $\text{B}-(\text{CH}_2)_r-$, wherein r is 0, 1, 2, or 3;

R_1 , R_2 , R_3 , R_1' , R_2' , and R_3' are independently selected from the group consisting of hydrogen, lower alkyl, lower alkoxy, carboxy, NO_2 , NH_2 , OH, halogeno, lower alkylamino, dilower alkylamino, $-\text{NHC}(\text{O})\text{OR}_5$, $\text{R}_6\text{O}_2\text{SNH-}$ and $-\text{S}(\text{O})_2\text{NH}_2$;

R_4 is



wherein n is 0, 1, 2 or 3;

R_5 is lower alkyl; and

R_6 is OH, lower alkyl, phenyl, benzyl or substituted phenyl wherein the substituents are 1-3 groups independently selected from the group consisting of lower alkyl, lower alkoxy, carboxy, NO_2 , NH_2 , OH, halogeno, lower alkylamino and dilower alkylamino.

Preferred are compounds of Formula (VA) wherein R is hydrogen, saturated or mono-unsaturated C₁ -C₁₀ alkyl or phenyl. Another group of preferred compounds of Formula (VA) is that wherein D is propyl (i.e., -(CH₂)_q- and q is 3). A third group of preferred compounds of Formula (VA) is that wherein R₄ is p-methoxyphenyl or 2,4,6-trimethoxyphenyl. Still another group of preferred compounds of Formula (VA) is that wherein A is ethylene or a bond (i.e., -(CH₂)_p- wherein p is zero). R₁', R₂', and R₃' are preferably each hydrogen, and preferably R₁ is hydrogen, hydroxy, nitro, lower alkoxy, amino or t-butoxycarbonyl-amino and R₂ and R₃ are each hydrogen.

Especially preferred are compounds of Formula (VA) wherein R₁', R₂', and R₃' are each hydrogen; R₁ is hydrogen, hydroxy, nitro, lower alkoxy, amino or t-butoxycarbonyl-amino and R₂ and R₃ are each hydrogen; R is hydrogen, ethyl or phenyl; D is propyl; R₄ is p-methoxyphenyl or 2,4,6-trimethoxyphenyl; and A is ethylene or a bond.

Preferred compounds of Formula (VA), wherein B' is phenyl, are shown in the following table:

D	R	A	B	R ₄
-(CH ₂) ₃ -	H	---	p-MeO-phenyl	p-MeO-phenyl
-CH ₂ C(O)-	phenyl	---	phenyl	p-MeO-phenyl
-(CH ₂) ₃ -	H	---	phenyl	p-MeO-phenyl
-(CH ₂) ₃ -	H	---	p-OH-phenyl	p-MeO-phenyl
-(CH ₂) ₃ -	H	ethylene	p-MeO-phenyl	p-MeO-phenyl
-(CH ₂) ₃ -	H	---	3-MeO-phenyl	p-MeO-phenyl
-(CH ₂) ₃ -	ethyl	---	phenyl	p-MeO-phenyl
-(CH ₂) ₃ -	phenyl	---	phenyl	p-MeO-phenyl
-(CH ₂) ₃ -	ethyl	---	phenyl	2,4,6-tri-MeO-phenyl
-(CH ₂) ₃ -	methyl	---	phenyl	p-MeO-phenyl
-(CH ₂) ₃ -	H	---	p-NH ₂ -phenyl	p-MeO-phenyl

The first-listed compound in the above table having the (3R,4S) absolute stereochemistry is more preferred.

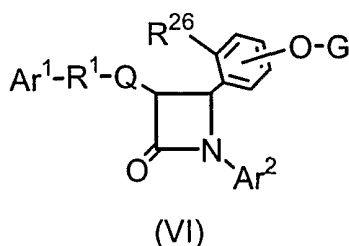
5 Preferred compounds of Formula (VB) are those wherein R is hydrogen, methyl, ethyl, phenyl or phenylpropyl. Another group of preferred compounds of Formula (VB) is that wherein R₄ is p-methoxyphenyl or 2,4,6-trimethoxyphenyl. Still another group of preferred compounds of Formula (VB) is that wherein A is ethylene or a bond. Yet another group of preferred compounds of Formula (VB) is that wherein E is decyl, oleoyl or 7-Z-hexadecenyl. Preferably R₁, R₂ and R₃ are
10 each hydrogen.

Especially preferred compounds of Formula (VB) are those wherein R is hydrogen, methyl, ethyl, phenyl or phenylpropyl; R₄ is p-methoxyphenyl or 2,4,6-

trimethoxyphenyl; A is ethylene or a bond; E is decyl, oleoyl or 7-Z-hexadecenyl; and R₁, R₂ and R₃ are each hydrogen.

An especially preferred compound of Formula (VB) is that wherein E is decyl, R is hydrogen, B-A is phenyl and R₄ is p-methoxyphenyl.

5 In another embodiment, one or more sterol absorption inhibitors and/or stanol absorption inhibitors useful in the methods, compositions or combinations of this invention are represented by Formula (VI):

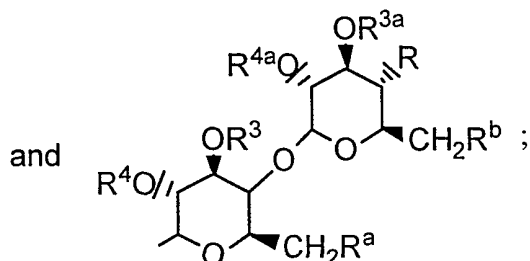
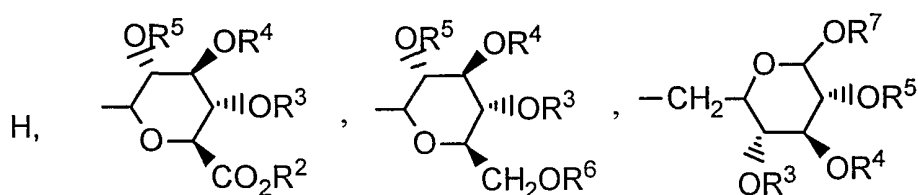


10 or isomers thereof, or pharmaceutically acceptable salts or solvates of the compounds of Formula (VI) or of the isomers of the compounds of Formula (VI), or prodrugs of the compounds of Formula (VI) or of the isomers, salts or solvates of the compounds of Formula (VI),

15 wherein in Formula (VI):

R²⁶ is H or OG¹;

G and G¹ are independently selected from the group consisting of



provided that when R²⁶ is H or

OH, G is not H;

R, R^a and R^b are independently selected from the group consisting of H, -

20 OH, halogeno, -NH₂, azido, (C₁-C₆)alkoxy(C₁-C₆)-alkoxy or -W-R³⁰;

W is independently selected from the group consisting of
 -NH-C(O)-, -O-C(O)-, -O-C(O)-N(R³¹)-, -NH-C(O)-N(R³¹)- and
 -O-C(S)-N(R³¹)-;

R² and R⁶ are independently selected from the group consisting of H, (C₁-
 5 C₆)alkyl, aryl and aryl(C₁-C₆)alkyl;

R³, R⁴, R⁵, R⁷, R^{3a} and R^{4a} are independently selected from the group
 consisting of H, (C₁-C₆)alkyl, aryl(C₁-C₆)alkyl, -C(O)(C₁-C₆)alkyl and -C(O)aryl;

R³⁰ is selected from the group consisting of R³²-substituted T, R³²-
 substituted-T-(C₁-C₆)alkyl, R³²-substituted-(C₂-C₄)alkenyl, R³²-substituted-(C₁-
 10 C₆)alkyl, R³²-substituted-(C₃-C₇)cycloalkyl and R³²-substituted-(C₃-
 C₇)cycloalkyl(C₁-C₆)alkyl;

R³¹ is selected from the group consisting of H and (C₁-C₄)alkyl;

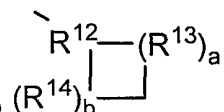
T is selected from the group consisting of phenyl, furyl, thienyl, pyrrolyl,
 oxazolyl, isoxazolyl, thiazolyl, isothiazolyl, benzothiazolyl, thiadiazolyl, pyrazolyl,
 15 imidazolyl and pyridyl;

R³² is independently selected from 1-3 substituents independently selected
 from the group consisting of halogeno, (C₁-C₄)alkyl, -OH, phenoxy, -CF₃, -NO₂, (C₁-
 C₄)alkoxy, methylenedioxy, oxo, (C₁-C₄)alkylsulfanyl, (C₁-C₄)alkylsulfinyl, (C₁-
 C₄)alkylsulfonyl, -N(CH₃)₂, -C(O)-NH(C₁-C₄)alkyl, -C(O)-N((C₁-C₄)alkyl)₂, -C(O)-(C₁-
 20 C₄)alkyl, -C(O)-(C₁-C₄)alkoxy and pyrrolidinylcarbonyl; or R³² is a covalent bond
 and R³¹, the nitrogen to which it is attached and R³² form a pyrrolidinyl,
 piperidinyl, N-methyl-piperazinyl, indolinyl or morpholinyl group, or a (C₁-
 C₄)alkoxycarbonyl-substituted pyrrolidinyl, piperidinyl, N-methylpiperazinyl, indolinyl
 or morpholinyl group;

25 Ar¹ is aryl or R¹⁰-substituted aryl;

Ar² is aryl or R¹¹-substituted aryl;

Q is a bond or, with the 3-position ring carbon of the azetidinone,

forms the spiro group ; and

R¹ is selected from the group consisting of

-(CH₂)_q-, wherein q is 2-6, provided that when Q forms a spiro ring, q can also be zero or 1;

-(CH₂)_e-E-(CH₂)_r-, wherein E is -O-, -C(O)-, phenylene, -NR²²- or -S(O)₀₋₂-, e is 0-5 and r is 0-5, provided that the sum of e and r is 1-6;

-(C₂-C₆)alkenylene-; and

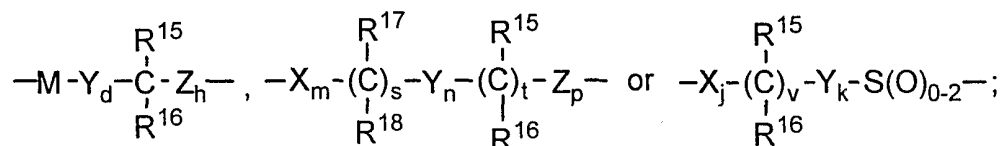
-(CH₂)_f-V-(CH₂)_g-, wherein V is C₃-C₆ cycloalkylene, f is 1-5 and g is 0-5, provided that the sum of f and g is 1-6;

R¹² is

-CH-, -C(C₁-C₆ alkyl)-, -CF-, -C(OH)-, -C(C₆H₄-R²³)-, -N-, or -⁺N⁺O⁻;

R¹³ and R¹⁴ are independently selected from the group consisting of -CH₂-, -CH(C₁-C₆ alkyl)-, -C(di-(C₁-C₆ alkyl))- , -CH=CH- and -C(C₁-C₆ alkyl)=CH-; or R¹² together with an adjacent R¹³, or R¹² together with an adjacent R¹⁴, form a -CH=CH- or a -CH=C(C₁-C₆ alkyl)- group;

a and b are independently 0, 1, 2 or 3, provided both are not zero; provided that when R¹³ is -CH=CH- or -C(C₁-C₆ alkyl)=CH-, a is 1; provided that when R¹⁴ is -CH=CH- or -C(C₁-C₆ alkyl)=CH-, b is 1; provided that when a is 2 or 3, the R¹³'s can be the same or different; and provided that when b is 2 or 3, the R¹⁴'s can be the same or different; and when Q is a bond, R¹ also can be:



M is -O-, -S-, -S(O)- or -S(O)₂-;

X, Y and Z are independently selected from the group consisting of -CH₂-, -CH(C₁-C₆)alkyl- and -C(di-(C₁-C₆)alkyl);

R¹⁰ and R¹¹ are independently selected from the group consisting of 1-3 substituents independently selected from the group consisting of (C₁-C₆)alkyl,

-OR¹⁹, -O(CO)R¹⁹, -O(CO)OR²¹, -O(CH₂)₁₋₅OR¹⁹, -O(CO)NR¹⁹R²⁰, -NR¹⁹R²⁰,
 -NR¹⁹(CO)R²⁰, -NR¹⁹(CO)OR²¹, -NR¹⁹(CO)NR²⁰R²⁵, -NR¹⁹SO₂R²¹,
 -COOR¹⁹, -CONR¹⁹R²⁰, -COR¹⁹, -SO₂NR¹⁹R²⁰, S(O)₀₋₂R²¹,
 -O(CH₂)₁₋₁₀-COOR¹⁹, -O(CH₂)₁₋₁₀CONR¹⁹R²⁰, -(C₁-C₆ alkylene)-COOR¹⁹,
 5 -CH=CH-COOR¹⁹, -CF₃, -CN, -NO₂ and halogen;

R¹⁵ and R¹⁷ are independently selected from the group consisting of
 -OR¹⁹, -O(CO)R¹⁹, -O(CO)OR²¹ and -O(CO)NR¹⁹R²⁰;

R¹⁶ and R¹⁸ are independently selected from the group consisting of H,
 (C₁-C₆)alkyl and aryl; or R¹⁵ and R¹⁶ together are =O, or R¹⁷ and R¹⁸ together
 10 are =O;

d is 1, 2 or 3;

h is 0, 1, 2, 3 or 4;

s is 0 or 1; t is 0 or 1; m, n and p are independently 0-4;

provided that at least one of s and t is 1, and the sum of m, n, p, s and t is 1-
 15 6;

provided that when p is 0 and t is 1, the sum of m, s and n is 1-5; and

provided that when p is 0 and s is 1, the sum of m, t and n is 1-5;

v is 0 or 1;

j and k are independently 1-5, provided that the sum of j, k and v is 1-5;

and when Q is a bond and R¹ is
$$\begin{array}{c} \text{R}^{15} \\ | \\ -\text{X}_j-(\text{C})_v-\text{Y}_k-\text{S}(\text{O})_{0-2}- \\ | \\ \text{R}^{16} \end{array}$$
, Ar¹ can also be
 20 pyridyl, isoxazolyl, furanyl, pyrrolyl, thienyl, imidazolyl, pyrazolyl, thiazolyl, pyrazinyl,
 pyrimidinyl or pyridazinyl;

R¹⁹ and R²⁰ are independently selected from the group consisting of H,
 (C₁-C₆)alkyl, aryl and aryl-substituted (C₁-C₆)alkyl;

R²¹ is (C₁-C₆)alkyl, aryl or R²⁴-substituted aryl;

R²² is H, (C₁-C₆)alkyl, aryl (C₁-C₆)alkyl, -C(O)R¹⁹ or -COOR¹⁹;

R²³ and R²⁴ are independently 1-3 groups independently selected from the group consisting of H, (C₁-C₆)alkyl, (C₁-C₆)alkoxy, -COOH, NO₂, -NR¹⁹R²⁰, -OH and halogeno; and

R²⁵ is H, -OH or (C₁-C₆)alkoxy.

5 Ar² is preferably phenyl or R¹¹-phenyl, especially (4-R¹¹)-substituted phenyl. Preferred definitions of R¹¹ are lower alkoxy, especially methoxy, and halogeno, especially fluoro.

Ar¹ is preferably phenyl or R¹⁰-substituted phenyl, especially (4-R¹⁰)-substituted phenyl. A preferred definition of R¹⁰ is halogeno, especially fluoro.

10 There are several preferred definitions for the -R¹-Q- combination of variables:

Q is a bond and R¹ is lower alkylene, preferably propylene;

Q is a spiro group as defined above, wherein preferably R¹³ and R¹⁴ are each ethylene and R¹² is $\begin{array}{c} | \\ -\text{CH}- \\ | \end{array}$ or $\begin{array}{c} | \\ -\text{C}(\text{OH})- \\ | \end{array}$, and R¹ is -(CH₂)_q wherein q is 0-6;

Q is a bond and R¹ is $\begin{array}{c} \text{R}^{15} \\ | \\ -\text{M}-\text{Y}_d-\text{C}-\text{Z}_h- \\ | \\ \text{R}^{16} \end{array}$ wherein the variables

15 are chosen such that R¹ is -O-CH₂-CH(OH)-;

Q is a bond and R¹ is $\begin{array}{c} \text{R}^{17} \\ | \\ -\text{X}_m-(\text{C})_s-\text{Y}_n-(\text{C})_t-\text{Z}_p- \\ | \quad | \\ \text{R}^{18} \quad \text{R}^{16} \end{array}$ wherein the

variables are chosen such that R¹ is -CH(OH)-(CH₂)₂-; and

Q is a bond and R¹ is $\begin{array}{c} \text{R}^{15} \\ | \\ -\text{X}_j-(\text{C})_v-\text{Y}_k-\text{S}(\text{O})_{0-2}- \\ | \\ \text{R}^{16} \end{array}$ wherein the

variables are chosen such that R¹ is -CH(OH)-CH₂-S(O)₀₋₂-.

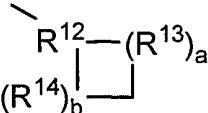
A preferred compound of Formula (VI) therefore, is one wherein G and G¹ are as defined above and in which the remaining variables have the following

20 definitions:

Ar¹ is phenyl or R¹⁰-substituted phenyl, wherein R¹⁰ is halogeno;

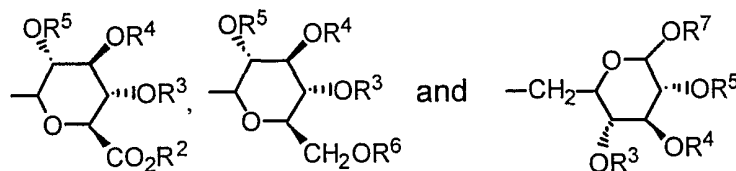
Ar² is phenyl or R¹¹-phenyl, wherein R¹¹ is 1 to 3 substituents independently selected from the group consisting of C₁-C₆ alkoxy and halogeno;

Q is a bond and R¹ is lower alkylene; Q, with the 3-position

ring carbon of the azetidinone, forms the group  wherein preferably R¹³ and R¹⁴ are each ethylene and a and b are each 1, and wherein R¹² is

-CH- or -C(OH)-; Q is a bond and R¹ is -O-CH₂-CH(OH)-; Q is a bond and R¹ is -CH(OH)-(CH₂)₂-; or Q is a bond and R¹ is -CH(OH)-CH₂-S(O)₀₋₂.

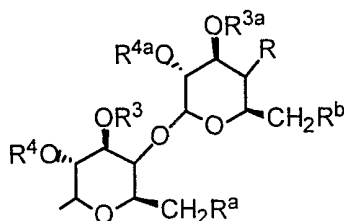
Preferred variables for G and G¹ groups of the formulae



are as follows:

R², R³, R⁴, R⁵, R⁶ and R⁷ are independently selected from the group consisting of H, (C₁-C₆)alkyl, benzyl and acetyl.

Preferred variables for group G or G¹ of the formula



are as follows:

R³, R^{3a}, R⁴ and R^{4a} are selected from the group consisting of H, (C₁-C₆)alkyl, benzyl and acetyl;

R, R^a and R^b are independently selected from the group consisting of H, -OH, halogeno, -NH₂, azido, (C₁-C₆)alkoxy(C₁-C₆)alkoxy and -W-R³⁰, wherein W is -O-C(O)- or -O-C(O)-NR³¹-, R³¹ is H and R³⁰ is (C₁-C₆)alkyl, -C(O)-(C₁-C₄)alkoxy-(C₁-C₆)alkyl, T, T-(C₁-C₆)alkyl, or T or T-(C₁-C₆)alkyl wherein T is substituted by one or two halogeno or (C₁-C₆)alkyl groups.

Preferred R³⁰ substituents are selected from the group consisting of 2-fluorophenyl, 2,4-difluoro-phenyl, 2,6-dichlorophenyl, 2-methylphenyl, 2-thienylmethyl, 2-methoxy-carbonylethyl, thiazol-2-yl-methyl, 2-furyl, 2-methoxycarbonylbutyl and phenyl.

5 Preferred combinations of R, R^a and R^b are as follows:

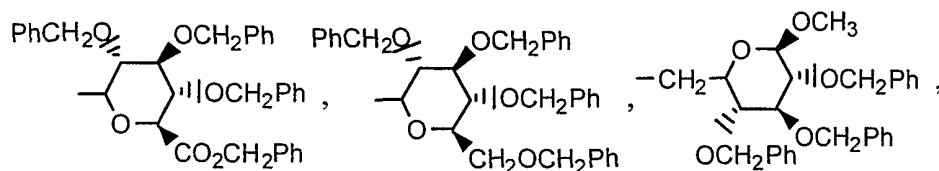
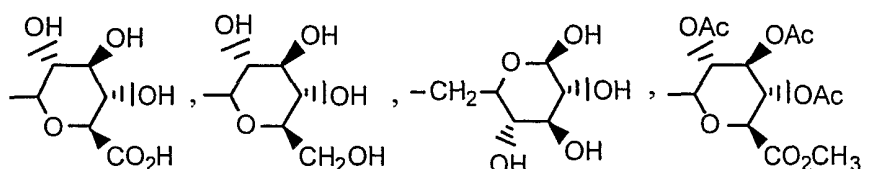
1) R, R^a and R^b are independently -OH or -O-C(O)-NH-R³⁰, especially wherein R^a is -OH and R and R^b are -O-C(O)-NH-R³⁰ and R³⁰ is selected from the preferred substituents identified above, or wherein R and R^a are each -OH and R^b is -O-C(O)-NH-R³⁰ wherein R³⁰ is 2-fluorophenyl, 2,4-difluoro-phenyl, 2,6-dichlorophenyl;

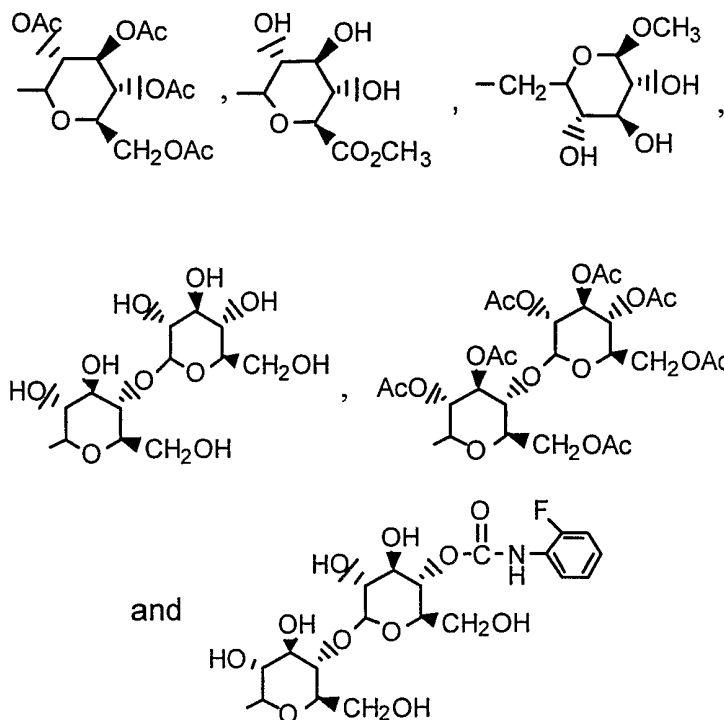
2) R^a is -OH, halogeno, azido or (C₁-C₆)-alkoxy(C₁-C₆)-alkoxy, R^b is H, halogeno, azido or (C₁-C₆)-alkoxy(C₁-C₆)-alkoxy, and R is -O-C(O)-NH-R³⁰, especially compounds wherein R^a is -OH, R^b is H and R³⁰ is 2-fluorophenyl;

3) R, R^a and R^b are independently -OH or -O-C(O)-R³⁰ and R³⁰ is (C₁-C₆)-alkyl, T, or T substituted by one or two halogeno or (C₁-C₆)-alkyl groups, especially compounds wherein R is -OH and R^a and R^b are -O-C(O)-R³⁰ wherein R³⁰ is 2-furyl; and

4) R, R^a and R^b are independently -OH or halogeno. Three additional classes of preferred compounds are those wherein the C^{1'} anomeric oxy is beta, wherein the C^{2'} anomeric oxy is beta, and wherein the R group is alpha.

G and G¹ are preferably selected from:

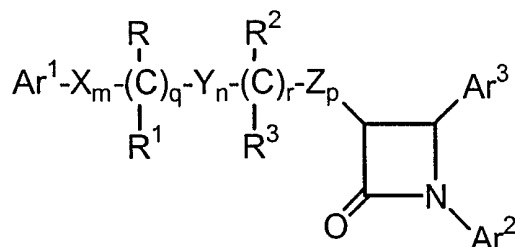




wherein Ac is acetyl and Ph is phenyl.

Preferably, R²⁶ is H or OH, more preferably H. The -O-G substituent is preferably in the 4-position of the phenyl ring to which it is attached.

In another embodiment, one or more sterol absorption inhibitors and/or stanol absorption inhibitors useful in the methods, compositions or combinations of this invention are represented by Formula (VII):



(VII)

or isomers thereof, or pharmaceutically acceptable salts or solvates of the compounds of Formula (VII) or of the isomers of the compounds of Formula (VII), or prodrugs of the compounds of Formula (VII) or of the isomers, salts or solvates of the compounds of Formula (VII),

wherein in Formula (VII) above:

Ar¹ and Ar² are independently selected from the group consisting of aryl and R⁴-substituted aryl;

Ar³ is aryl or R⁵-substituted aryl;

X, Y and Z are independently selected from the group consisting of -CH₂-,
 5 -CH(lower alkyl)- and -C(dilower alkyl)-;

R and R² are independently selected from the group consisting of -OR⁶,
 -O(CO)R⁶, -O(CO)OR⁹ and -O(CO)NR⁶R⁷;

R¹ and R³ are independently selected from the group consisting of
 hydrogen, lower alkyl and aryl;

10 q is 0 or 1; r is 0 or 1; m, n and p are independently 0, 1, 2, 3 or 4; provided
 that at least one of q and r is 1, and the sum of m, n, p, q and r is 1, 2, 3, 4, 5 or 6;
 and provided that when p is 0 and r is 1, the sum of m, q and n is 1, 2, 3, 4 or 5;
 R⁴ is 1-5 substituents independently selected from the group consisting of lower
 alkyl, -OR⁶, -O(CO)R⁶, -O(CO)OR⁹, -O(CH₂)₁₋₅OR⁶, -O(CO)NR⁶R⁷, -NR⁶R⁷,
 15 -NR⁶(CO)R⁷, -NR⁶(CO)OR⁹, -NR⁶(CO)NR⁷R⁸, -NR⁶SO₂R⁹, -COOR⁶,
 -CONR⁶R⁷, -COR⁶, -SO₂NR⁶R⁷, S(O)₀₋₂R⁹, -O(CH₂)₁₋₁₀-COOR⁶,
 -O(CH₂)₁₋₁₀CONR⁶R⁷, -(lower alkylene)COOR⁶, -CH=CH-COOR⁶, -CF₃, -CN,
 -NO₂ and halogen;

R⁵ is 1-5 substituents independently selected from the group consisting of -OR⁶,
 20 -O(CO)R⁶, -O(CO)OR⁹, -O(CH₂)₁₋₅OR⁶, -O(CO)NR⁶R⁷, -NR⁶R⁷, -NR⁶(CO)R⁷,
 -NR⁶(CO)OR⁹, -NR⁶(CO)NR⁷R⁸, -NR⁶SO₂R⁹, -COOR⁶, -CONR⁶R⁷, -COR⁶,
 -SO₂NR⁶R⁷, S(O)₀₋₂R⁹, -O(CH₂)₁₋₁₀-COOR⁶, -O(CH₂)₁₋₁₀CONR⁶R⁷,
 -(lower alkylene)COOR⁶ and -CH=CH-COOR⁶;

R⁶, R⁷ and R⁸ are independently selected from the group consisting of
 25 hydrogen, lower alkyl, aryl and aryl-substituted lower alkyl; and

R⁹ is lower alkyl, aryl or aryl-substituted lower alkyl.

R⁴ is preferably 1-3 independently selected substituents, and R⁵ is
 preferably 1-3 independently selected substituents.

Preferred compounds of Formula (VII) are those in which Ar¹ is phenyl or R⁴-substituted phenyl, more preferably (4-R⁴)-substituted phenyl. Ar² is preferably phenyl or R⁴-substituted phenyl, more preferably (4-R⁴)-substituted phenyl. Ar³ is preferably R⁵-substituted phenyl, more preferably (4-R⁵)-substituted phenyl. When Ar¹ is (4-R⁴)-substituted phenyl, R⁴ is preferably a halogen. When Ar² and Ar³ are R⁴- and R⁵-substituted phenyl, respectively, R⁴ is preferably halogen or -OR⁶ and R⁵ is preferably -OR⁶, wherein R⁶ is lower alkyl or hydrogen. Especially preferred are compounds wherein each of Ar¹ and Ar² is 4-fluorophenyl and Ar³ is 4-hydroxyphenyl or 4-methoxyphenyl.

X, Y and Z are each preferably -CH₂-. R¹ and R³ are each preferably hydrogen. R and R² are preferably -OR⁶ wherein R⁶ is hydrogen, or a group readily metabolizable to a hydroxyl (such as -O(CO)R⁶, -O(CO)OR⁹ and -O(CO)NR⁶R⁷, defined above).

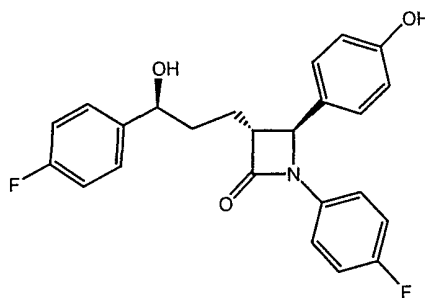
The sum of m, n, p, q and r is preferably 2, 3 or 4, more preferably 3. Preferred are compounds wherein m, n and r are each zero, q is 1 and p is 2.

Also preferred are compounds of Formula (VII) wherein p, q and n are each zero, r is 1 and m is 2 or 3. More preferred are compounds wherein m, n and r are each zero, q is 1, p is 2, Z is -CH₂- and R is -OR⁶, especially when R⁶ is hydrogen.

Also more preferred are compounds of Formula (VII) wherein p, q and n are each zero, r is 1, m is 2, X is -CH₂- and R² is -OR⁶, especially when R⁶ is hydrogen.

Another group of preferred compounds of Formula (VII) are those wherein, Ar¹ is phenyl or R⁴-substituted phenyl, Ar² is phenyl or R⁴-substituted phenyl and Ar³ is R⁵-substituted phenyl. Also preferred are compounds wherein Ar¹ is phenyl or R⁴-substituted phenyl, Ar² is phenyl or R⁴-substituted phenyl, Ar³ is R⁵-substituted phenyl, and the sum of m, n, p, q and r is 2, 3 or 4, more especially 3. More preferred are compounds wherein Ar¹ is phenyl or R⁴-substituted phenyl, Ar² is phenyl or R⁴-substituted phenyl, Ar³ is R⁵-substituted phenyl, and wherein m, n and r are each zero, q is 1 and p is 2, or wherein p, q and n are each zero, r is 1 and m is 2 or 3.

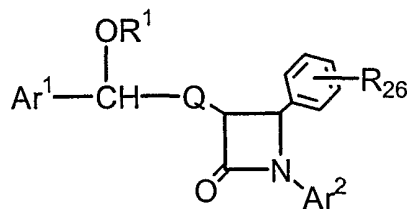
In a preferred embodiment, a sterol absorption inhibitor and/or stanol absorption inhibitor of Formula (VII) useful in the compositions, combinations and methods of the present invention is represented by Formula (VIII) (ezetimibe) below:



(VIII)

or pharmaceutically acceptable salts or solvates of the compounds of Formula (VIII), or prodrugs of the compound of Formula (VIII) or of the salts or solvates of the compound of Formula (VIII).

In another embodiment, one or more sterol absorption inhibitors and/or stanol absorption inhibitors useful in the methods, compositions or combinations of this invention are represented by Formula (IX):



IX

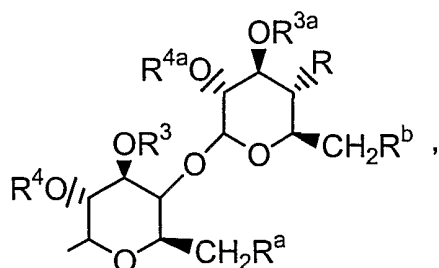
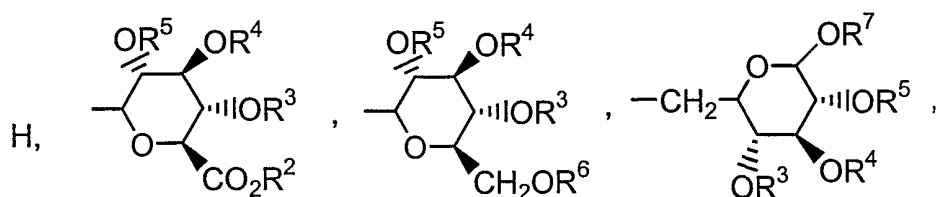
or isomers of the compounds of Formula (IX), or pharmaceutically acceptable salts or solvates of the compounds of Formula (IX) or of the isomers of the compounds of Formula (IX), or prodrugs of the compounds of Formula (IX) or of the isomers, salts or solvates of the compounds of Formula (IX), wherein in Formula (IX) above:

R²⁶ is selected from the group consisting of:

- a) OH;
- b) OCH₃;
- c) fluorine and

d) chlorine.

R¹ is selected from the group consisting of



-SO₃H; natural and unnatural amino acids.

R, R^a and R^b are independently selected from the group consisting of H, -OH, halogeno, -NH₂, azido, (C₁-C₆)alkoxy(C₁-C₆)-alkoxy and -W-R³⁰;

W is independently selected from the group consisting of -NH-C(O)-, -O-C(O)-, -O-C(O)-N(R³¹)-, -NH-C(O)-N(R³¹)- and -O-C(S)-N(R³¹)-;

R² and R⁶ are independently selected from the group consisting of H, (C₁-C₆)alkyl, aryl and aryl(C₁-C₆)alkyl;

R³, R⁴, R⁵, R⁷, R^{3a} and R^{4a} are independently selected from the group consisting of H, (C₁-C₆)alkyl, aryl(C₁-C₆)alkyl, -C(O)(C₁-C₆)alkyl and -C(O)aryl;

R³⁰ is independently selected from the group consisting of R³²-substituted T, R³²-substituted-T-(C₁-C₆)alkyl, R³²-substituted-(C₂-C₄)alkenyl, R³²-substituted-(C₁-C₆)alkyl, R³²-substituted-(C₃-C₇)cycloalkyl and R³²-substituted-(C₃-C₇)cycloalkyl(C₁-C₆)alkyl;

R³¹ is independently selected from the group consisting of H and (C₁-C₄)alkyl;

T is independently selected from the group consisting of phenyl, furyl, thienyl, pyrrolyl, oxazolyl, isoxazolyl, thiazolyl, iosthiazolyl, benzothiazolyl, thiadiazolyl, pyrazolyl, imidazolyl and pyridyl;

R³² is independently selected from 1-3 substituents independently selected from the group consisting of H, halogeno, (C₁-C₄)alkyl, -OH, phenoxy, -CF₃, -NO₂, (C₁-C₄)alkoxy, methylenedioxy, oxo, (C₁-C₄)alkylsulfanyl, (C₁-C₄)alkylsulfinyl, (C₁-C₄)alkylsulfonyl, -N(CH₃)₂, -C(O)-NH(C₁-C₄)alkyl, -C(O)-N((C₁-C₄)alkyl)₂,
 5 -C(O)-(C₁-C₄)alkyl, -C(O)-(C₁-C₄)alkoxy and pyrrolidinylcarbonyl; or R³² is a covalent bond and R³¹, the nitrogen to which it is attached and R³² form a pyrrolidinyl, piperidinyl, N-methyl-piperazinyl, indoliny or morpholinyl group, or a (C₁-C₄)alkoxycarbonyl-substituted pyrrolidinyl, piperidinyl, N-methylpiperazinyl, indoliny or morpholinyl group;

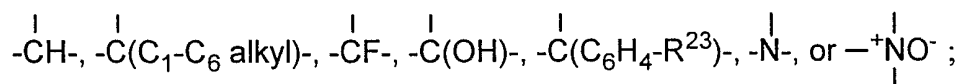
10 Ar¹ is aryl or R¹⁰-substituted aryl;

Ar² is aryl or R¹¹-substituted aryl;

Q is -(CH₂)_q-, wherein q is 2-6, or, with the 3-position ring carbon of the azetidinone,

forms the spiro group ;

15 R¹² is



R¹³ and R¹⁴ are independently selected from the group consisting of -CH₂-, -CH(C₁-C₆ alkyl)-, -C(di-(C₁-C₆) alkyl), -CH=CH- and -C(C₁-C₆ alkyl)=CH-; or R¹² together with an adjacent R¹³, or R¹² together with an adjacent R¹⁴, form a
 20 -CH=CH- or a -CH=C(C₁-C₆ alkyl)- group;

a and b are independently 0, 1, 2 or 3, provided both are not zero; provided that when R¹³ is -CH=CH- or -C(C₁-C₆ alkyl)=CH-, a is 1; provided that when R¹⁴ is -CH=CH- or -C(C₁-C₆ alkyl)=CH-, b is 1; provided that when a is 2 or 3, the R¹³'s can be the same or different; and provided that when b is 2 or 3, the R¹⁴'s
 25 can be the same or different;

R¹⁰ and R¹¹ are independently selected from the group consisting of 1-3 substituents independently selected from the group consisting of (C₁-C₆)alkyl,

-OR¹⁹, -O(CO)R¹⁹, -O(CO)OR²¹, -O(CH₂)₁₋₅OR¹⁹, -O(CO)NR¹⁹R²⁰, -NR¹⁹R²⁰,
 -NR¹⁹(CO)R²⁰, -NR¹⁹(CO)OR²¹, -NR¹⁹(CO)NR²⁰R²⁵, -NR¹⁹SO₂R²¹,
 -COOR¹⁹, -CONR¹⁹R²⁰, -COR¹⁹, -SO₂NR¹⁹R²⁰, S(O)₀₋₂R²¹,
 -O(CH₂)₁₋₁₀-COOR¹⁹, -O(CH₂)₁₋₁₀CONR¹⁹R²⁰, -(C₁-C₆ alkylene)-COOR¹⁹,
 5 -CH=CH-COOR¹⁹, -CF₃, -CN, -NO₂ and halogen;

Ar¹ can also be pyridyl, isoxazolyl, furanyl, pyrrolyl, thienyl, imidazolyl, pyrazolyl, thiazolyl, pyrazinyl, pyrimidinyl or pyridazinyl;

R¹⁹ and R²⁰ are independently selected from the group consisting of H, (C₁-C₆)alkyl, aryl and aryl-substituted (C₁-C₆)alkyl;

10 R²¹ is (C₁-C₆)alkyl, aryl or R²⁴-substituted aryl;

R²² is H, (C₁-C₆)alkyl, aryl (C₁-C₆)alkyl, -C(O)R¹⁹ or -COOR¹⁹;

R²³ and R²⁴ are independently 1-3 groups independently selected from the group consisting of H, (C₁-C₆)alkyl, (C₁-C₆)alkoxy, -COOH, NO₂, -NR¹⁹R²⁰, -OH and halogeno; and

15 R²⁵ is H, -OH or (C₁-C₆)alkoxy.

Ar² is preferably phenyl or R¹¹-phenyl, especially (4-R¹¹)-substituted phenyl. Preferred definitions of R¹¹ are lower alkoxy, especially methoxy, and halogeno, especially fluoro.

20 Ar¹ is preferably phenyl or R¹⁰-substituted phenyl, especially (4-R¹⁰)-substituted phenyl. A preferred definition of R¹⁰ is halogeno, especially fluoro.

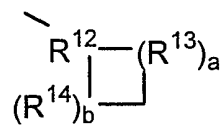
Preferably Q is a lower alkyl or a spiro group as defined above, wherein preferably R¹³ and R¹⁴ are each ethylene and R¹² is $\overset{|}{-CH-}$ or $\overset{|}{-C(OH)-}$.

A preferred compound of formula IX, therefore, is one wherein R¹ is as defined above and in which the remaining variables have the following definitions:

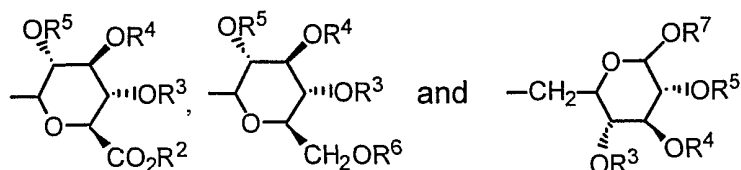
25 Ar¹ is phenyl or R¹⁰-substituted phenyl, wherein R¹⁰ is halogeno;

Ar² is phenyl or R¹¹-phenyl, wherein R¹¹ is 1 to 3 substituents independently selected from the group consisting of C₁-C₆ alkoxy and halogeno;

Q is a lower alkyl (i.e. C-1 to C-2) with Q = C-2 being preferred, or Q, with

the 3-position ring carbon of the azetidinone, forms the group 
wherein preferably R¹³ and R¹⁴ are each ethylene and a and b are each 1, and
wherein R¹² is -CH- or -C(OH)- ;

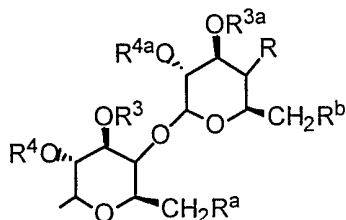
5 Preferred variables for R¹ groups of the formula



are as follows:

R², R³, R⁴, R⁵, R⁶ and R⁷ are independently selected from the group consisting of H, (C₁-C₆)alkyl, benzyl and acetyl.

10 Preferred variables for group R¹ of the formula



are as follows:

R³, R^{3a}, R⁴ and R^{4a} are selected from the group consisting of H, (C₁-C₆)alkyl, benzyl and acetyl;

15 R, R^a and R^b are independently selected from the group consisting of H, -OH, halogeno, -NH₂, azido, (C₁-C₆)alkoxy(C₁-C₆)alkoxy and -W-R³⁰, wherein W is -O-C(O)- or -O-C(O)-NR³¹-, R³¹ is H and R³⁰ is (C₁-C₆)alkyl, -C(O)-(C₁-C₄)alkoxy-(C₁-C₆)alkyl, T, T-(C₁-C₆)alkyl, or T or T-(C₁-C₆)alkyl wherein T is substituted by one or two halogeno or (C₁-C₆)alkyl groups.

20 Preferred R³⁰ substituents are 2-fluorophenyl, 2,4-difluoro-phenyl, 2,6-dichlorophenyl, 2-methylphenyl, 2-thienylmethyl, 2-methoxy-carbonylethyl, thiazol-2-yl-methyl, 2-furyl, 2-methoxycarbonylbutyl and phenyl. Preferred combinations of R, R^a and R^b are as follows: 1) R, R^a and R^b are independently -

OH or -O-C(O)-NH-R³⁰, especially wherein R^a is -OH and R and R^b are -O-C(O)-NH-R³⁰ and R³⁰ is selected from the preferred substituents identified above, or

wherein R and R^a are -OH and R^b is -O-C(O)-NH-R³⁰ wherein R³⁰ is 2-

fluorophenyl, 2,4-difluoro-phenyl, 2,6-dichlorophenyl; 2) R^a is -OH, halogeno,

5 azido or (C₁-C₆)-alkoxy(C₁-C₆)alkoxy, R^b is H, halogeno, azido or (C₁-C₆)alkoxy(C₁-C₆)-alkoxy, and R is

-O-C(O)-NH-R³⁰, especially compounds wherein R^a is -OH, R^b is H and R³⁰ is

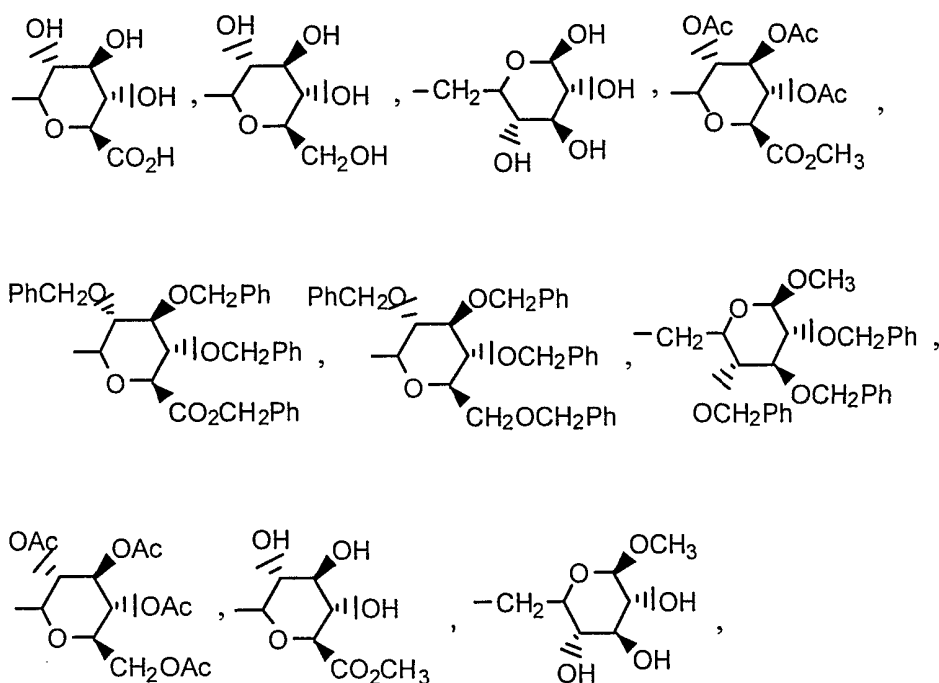
2-fluorophenyl; 3) R, R^a and R^b are independently -OH or -O-C(O)-R³⁰ and R³⁰

is (C₁-C₆)alkyl, T, or T substituted by one or two halogeno or (C₁-C₆)alkyl groups,

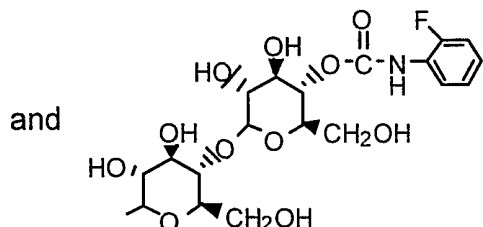
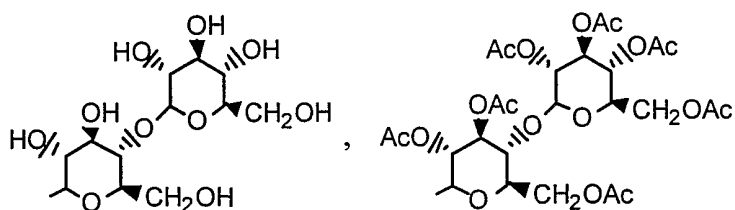
10 especially compounds wherein R is -OH and R^a and R^b are -O-C(O)-R³⁰ wherein R³⁰ is 2-furyl; and 4) R, R^a and R^b are independently -OH or halogeno. Three

additional classes of preferred are compounds are those wherein the C^{1'} anomeric oxy is beta, wherein the C^{2'} anomeric oxy is beta, and wherein the R group is alpha.

15 R¹ is preferably selected from:

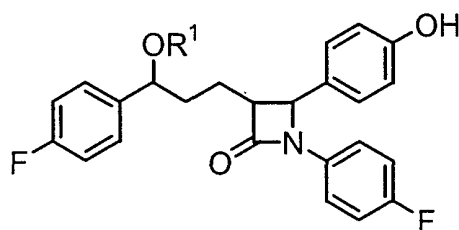


38



wherein Ac is acetyl and Ph is phenyl.

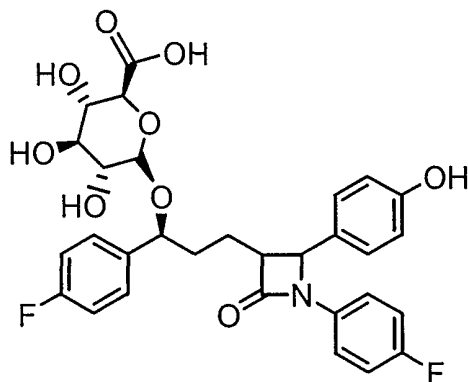
Thus a preferred compound of this invention is one represented by the
 5 Formula (X):



(X)

or pharmaceutically acceptable salts or solvates of the compound of Formula (X),
 10 or prodrugs of the compound of Formula (X) or of the salts or solvates of the
 compound of Formula (X), wherein R¹ is defined as above.

A more preferred compound is one represented by Formula (XI):



(XI)

or pharmaceutically acceptable salts or solvates of the compound of Formula (XI), or prodrugs of the compound of Formula (XI) or of the salts or solvates of the compound of Formula (XI).

Methods for making the compounds described above and other non-limiting
5 examples of suitable compounds useful in the present invention are disclosed in U.S. Patents Nos. 5,767,115; 5,846,966; 5,756,470, 5,698,548; 5,624,920; 5,656,624; 5,688,787; 5,688,990, 5,631,365, 6,207,822 and U.S. Provisional Patent Application 60/279,288 filed March 28, 2001, each of which is incorporated herein by reference.

10 Generally, compounds of Formulae I-XI can be prepared by known methods, for example WO 93/02048 describes the preparation of compounds wherein $-R^1-Q-$ is alkylene, alkenylene or alkylene interrupted by a hetero atom, phenylene or cycloalkylene; WO 94/17038 describes the preparation of compounds wherein Q is a spirocyclic group; WO 95/08532 describes the preparation of compounds
15 wherein $-R^1-Q-$ is a hydroxy-substituted alkylene group; PCT/US95/03196 describes compounds wherein $-R^1-Q-$ is a hydroxy-substituted alkylene attached to the Ar^1 moiety through an $-O-$ or $S(O)_0-2-$ group; and U.S. Serial No. 08/463,619, filed June 5, 1995, describes the preparation of compounds wherein $-R^1-Q-$ is a hydroxy-substituted alkylene group attached the azetidinone ring by a $-S(O)_0-2-$
20 group, each of which is incorporated herein by reference.

As used herein, the term "alkyl" or "lower alkyl" means straight or branched alkyl chains of 1 to 6 carbon atoms and "alkoxy" similarly refers to alkoxy groups having 1 to 6 carbon atoms. Non-limiting examples of suitable lower alkyl groups include methyl, ethyl, propyl and butyl groups.

25 "Alkenyl" means straight or branched carbon chains having one or more double bonds in the chain, conjugated or unconjugated. Similarly, "alkynyl" means straight or branched carbon chains having one or more triple bonds in the chain. Where an alkyl, alkenyl or alkynyl chain joins two other variables and is therefore bivalent, the terms alkylene, alkenylene and alkynylene are used.

30 "Cycloalkyl" means a saturated carbon ring of 3 to 6 carbon atoms, while "cycloalkylene" refers to a corresponding bivalent ring, wherein the points of attachment to other groups include all positional isomers.

"Halogeno" refers to fluorine, chlorine, bromine or iodine radicals.

"Aryl" means phenyl, naphthyl, indenyl, tetrahydronaphthyl or indanyl.

"Phenylene" means a bivalent phenyl group, including ortho, meta and para-substitution.

5 The statements wherein, for example, R¹⁹, R²⁰ and R²⁵ are said to be independently selected from a group of substituents, means that R¹⁹, R²⁰ and R²⁵ are independently selected, but also that where an R¹⁹, R²⁰ or R²⁵ variable occurs more than once in a molecule, those occurrences are independently selected (e.g., if R¹⁰ is -OR¹⁹ wherein R¹⁹ is hydrogen, R¹¹ can be -OR¹⁹ wherein R¹⁹ is lower alkyl). Those skilled in the art will recognize that the size and
10 nature of the substituent(s) will affect the number of substituents which can be present.

 Compounds of the invention have at least one asymmetrical carbon atom and therefore all isomers, including enantiomers, stereoisomers, rotamers,
15 tautomers, racemates of the compounds of Formula (I-XI) (where they exist) are contemplated as being part of this invention. The invention includes d and l isomers in both pure form and in admixture, including racemic mixtures. Isomers can be prepared using conventional techniques, either by reacting optically pure or optically enriched starting materials or by separating isomers of a compound of the
20 Formulae I-XI. Isomers may also include geometric isomers, e.g., when a double bond is present.

 Those skilled in the art will appreciate that for some of the compounds of the Formulas I-XI, one isomer will show greater pharmacological activity than other isomers.

25 Compounds of the invention with an amino group can form pharmaceutically acceptable salts with organic and inorganic acids. Examples of suitable acids for salt formation are hydrochloric, sulfuric, phosphoric, acetic, citric, oxalic, malonic, salicylic, malic, fumaric, succinic, ascorbic, maleic, methanesulfonic and other mineral and carboxylic acids well known to those in the art. The salt is prepared by
30 contacting the free base form with a sufficient amount of the desired acid to produce a salt. The free base form may be regenerated by treating the salt with a suitable dilute aqueous base solution such as dilute aqueous sodium bicarbonate. The free base form differs from its respective salt form somewhat in certain

physical properties, such as solubility in polar solvents, but the salt is otherwise equivalent to its respective free base forms for purposes of the invention.

Certain compounds of the invention are acidic (e.g., those compounds which possess a carboxyl group). These compounds form pharmaceutically acceptable salts with inorganic and organic bases. Examples of such salts are the sodium, potassium, calcium, aluminum, gold and silver salts. Also included are salts formed with pharmaceutically acceptable amines such as ammonia, alkyl amines, hydroxyalkylamines, N-methylglucamine and the like.

As used herein, "prodrug" means compounds that are drug precursors which, following administration to a patient, release the drug *in vivo* via some chemical or physiological process (e.g., a prodrug on being brought to the physiological pH or through enzyme action is converted to the desired drug form).

As used herein, "solvate" means a molecular or ionic complex of molecules or ions of solvent with those of solute (for example, one or more compounds of Formula I-XI, isomers of the compounds of Formula I-XI, and prodrugs of the compounds of Formula I-XI). Non-limiting examples of useful solvents include polar, protic solvents such as water and alcohols (for example methanol).

In an alternative embodiment, the treatment composition can further comprise one or more bile acid sequestrant(s) in coadministration with or in combination with one or more sterol absorption inhibitors.

Non-limiting examples of suitable bile acid sequestrants include cholestyramine (a styrene-divinylbenzene copolymer containing quaternary ammonium cationic groups capable of binding bile acids, such as QUESTRAN® or QUESTRAN LIGHT® which are available from Bristol-Myers Squibb), colestipol (a copolymer of diethylenetriamine and 1-chloro-2,3-epoxypropane, such as COLESTID® tablets which are available from Pharmacia), colestevlam hydrochloride (such as WelChol® Tablets (poly(allylamine hydrochloride) cross-linked with epichlorohydrin and alkylated with 1-bromodecane and (6-bromohexyl)-trimethylammonium bromide) which are available from Sankyo), water soluble derivatives such as 3,3-ioene, N-(cycloalkyl) alkylamines and poliglusam, insoluble quaternized polystyrenes, saponins and mixtures thereof. Other useful bile acid sequestrants are disclosed in PCT Patent Applications Nos. WO 97/11345 and WO 98/57652, and U.S. Patents Nos. 3,692,895 and 5,703,188 which are incorporated

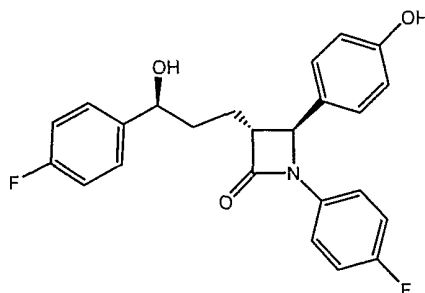
herein by reference. Suitable inorganic cholesterol sequestrants include bismuth salicylate plus montmorillonite clay, aluminum hydroxide and calcium carbonate antacids.

The bile acid sequestrant(s) are administered in a therapeutically effective amount to treat the specified condition, for example in a daily dose preferably ranging from about 1 to about 50 grams per day, and more preferably about 2 to about 16 grams per day, given in a single dose or 2-4 divided doses. The exact dose, however, is determined by the attending clinician and is dependent on such factors as the potency of the compound administered, the age, weight, condition and response of the patient.

In yet another alternative embodiment, the treatment composition can further comprise one or more lipid lowering agents such as, for example, sterol biosynthesis inhibitors, in coadministration with or in combination with one or more sterol absorption inhibitors.

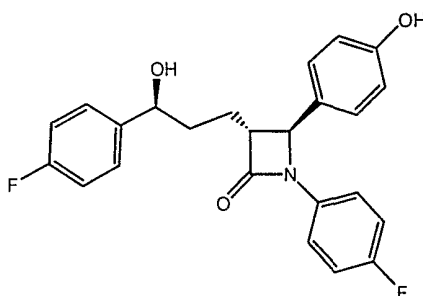
Non-limiting lipid lowering agents for use in the treatment compositions of the present invention include HMG CoA reductase inhibitors such as lovastatin, pravastatin, fluvastatin, simvastatin, atorvastatin, rosuvastatin and itavastatin. Preferred HMG CoA reductase inhibitors include lovastatin, atorvastatin and simvastatin. The most preferred HMG CoA reductase inhibitors are atorvastatin and simvastatin.

In another preferred embodiment, the treatment composition comprises the compound of Formula (VIII) in combination with a bile acid sequestrant. In this embodiment, preferably the bile acid sequestrant is selected from cholestyramine, colestesevelam hydrochloride and colestipol. Preferably, the treatment composition comprises one or more bile acid sequestrants such as, for example, cholestyramine, colestesevelam hydrochloride and colestipol in combination with a compound of Formula (VIII)



(VIII).

In another preferred embodiment, the treatment composition comprises the compound of Formula (VIII) in combination with another lipid lowering agent. In this embodiment, preferably the lipid lowering agent comprises one or more HMG CoA reductase inhibitors. Preferably, the treatment composition comprises one or more HMG CoA reductase inhibitors such as, for example, lovastatin, atorvastatin and simvastatin in combination with a compound of Formula (VIII)



(VIII).

Still even more preferred, the treatment composition comprises compound of formula VIII in combination with atorvastatin and/or simvastatin.

In one embodiment of the invention, the compositions or therapeutic combinations can further comprise one or more pharmacological or therapeutic agents or drugs such as cholesterol biosynthesis inhibitors and/or lipid-lowering agents discussed below.

Also useful with the invention are compositions or therapeutic combinations that can further comprise at least one (one or more) activators for peroxisome proliferator-activated receptors (PPAR). The activators act as agonists for the peroxisome proliferator-activated receptors. Three subtypes of PPAR have been identified, and these are designated as peroxisome proliferator-activated receptor alpha (PPAR α), peroxisome proliferator-activated receptor gamma (PPAR γ) and peroxisome proliferator-activated receptor delta (PPAR δ). It should be noted that PPAR δ is also referred to in the literature as PPAR β and as NUC1, and each of these names refers to the same receptor.

PPAR α regulates the metabolism of lipids. PPAR α is activated by fibrates and a number of medium and long-chain fatty acids, and it is involved in stimulating β -oxidation of fatty acids. The PPAR γ receptor subtypes are involved in activating the program of adipocyte differentiation and are not involved in stimulating peroxisome proliferation in the liver. PPAR δ has been identified as being useful in increasing high density lipoprotein (HDL) levels in humans. See, e.g., WO 97/28149.

PPAR α activator compounds are useful for, among other things, lowering triglycerides, moderately lowering LDL levels and increasing HDL levels. Useful examples of PPAR α activators include fibric acid derivatives or fibrates.

Non-limiting examples of suitable fibric acid derivatives ("fibrates") include clofibrate (such as ethyl 2-(p-chlorophenoxy)-2-methyl-propionate, for example ATROMID-S® Capsules which are commercially available from Wyeth-Ayerst); gemfibrozil (such as 5-(2,5-dimethylphenoxy)-2,2-dimethylpentanoic acid, for example LOPID® tablets which are commercially available from Parke Davis); ciprofibrate (C.A.S. Registry No. 52214-84-3, see U.S. Patent No. 3,948,973 which is incorporated herein by reference); bezafibrate (C.A.S. Registry No. 41859-67-0, see U.S. Patent No. 3,781,328 which is incorporated herein by reference); clinofibrate (C.A.S. Registry No. 30299-08-2, see U.S. Patent No. 3,716,583 which is incorporated herein by reference); binifibrate (C.A.S. Registry No. 69047-39-8, see BE 884722 which is incorporated herein by reference); lifibrol (C.A.S. Registry No. 96609-16-4); fenofibrate (such as TRICOR® micronized fenofibrate (2-[4-(4-chlorobenzoyl) phenoxy]-2-methyl-propanoic acid, 1-methylethyl ester) which is commercially available from Abbott Laboratories or LIPANTHYL® micronized fenofibrate which is commercially available from Labortoire Fournier, France) and mixtures thereof. These compounds can be used in a variety of forms, including but not limited to acid form, salt form, racemates, enantiomers, zwitterions and tautomers.

Other examples of PPAR α activators useful with the practice of the present invention include suitable fluorophenyl compounds as disclosed in U.S. No. 6,028,109 which is incorporated herein by reference; certain substituted phenylpropionic compounds as disclosed in WO 00/75103 which is incorporated

herein by reference; and PPAR α activator compounds as disclosed in WO 98/43081 which is incorporated herein by reference.

Non-limiting examples of suitable PPAR γ activators include derivatives of glitazones or thiazolidinediones, such as, troglitazone (such as REZULIN® troglitazone (-5-[[4-[3,4-dihydro-6-hydroxy-2,5,7,8-tetramethyl-2H-1-benzopyran-2-yl)methoxy]phenyl] methyl]-2,4-thiazolidinedione) commercially available from Parke-Davis); rosiglitazone (such as AVANDIA® rosiglitazone maleate (-5-[[4-[2-(methyl-2-pyridinylamino)ethoxy] phenyl] methyl]-2,4-thiazolidinedione, (Z)-2-butenedioate) commercially available from SmithKline Beecham) and pioglitazone (such as ACTOS™ pioglitazone hydrochloride (5-[[4-[2-(5-ethyl-2-pyridinyl)ethoxy]phenyl]methyl]-2,4-] thiazolidinedione monohydrochloride) commercially available from Takeda Pharmaceuticals). Other useful thiazolidinediones include ciglitazone, englitazone, darglitazone and BRL 49653 as disclosed in WO 98/05331 which is incorporated herein by reference; PPAR γ activator compounds disclosed in WO 00/76488 which is incorporated herein by reference; and PPAR γ activator compounds disclosed in U.S. Patent No. 5,994,554 which is incorporated herein by reference.

Other useful PPAR γ activator compounds include certain acetylphenols as disclosed in U.S. Patent No. 5,859,051 which is incorporated herein by reference; certain quinoline phenyl compounds as disclosed in WO 99/20275 which is incorporated herein by reference; aryl compounds as disclosed by WO 99/38845 which is incorporated herein by reference; certain 1,4-disubstituted phenyl compounds as disclosed in WO 00/63161; certain aryl compounds as disclosed in WO 01/00579 which is incorporated herein by reference; benzoic acid compounds as disclosed in WO 01/12612 and WO 01/12187 which are incorporated herein by reference; and substituted 4-hydroxy-phenylallic acid compounds as disclosed in WO 97/31907 which is incorporated herein by reference.

PPAR δ compounds are useful for, among other things, lowering triglyceride levels or raising HDL levels. Non-limiting examples of PPAR δ activators include suitable thiazole and oxazole derivates, such as C.A.S. Registry No. 317318-32-4, as disclosed in WO 01/00603 which is incorporated herein by reference); certain fluoro, chloro or thio phenoxy phenylacetic acids as disclosed in WO 97/28149 which is incorporated herein by reference; suitable non- β -oxidizable fatty acid

analogues as disclosed in U.S. Patent No. 5,093,365 which is incorporated herein by reference; and PPAR δ compounds as disclosed in WO 99/04815 which is incorporated herein by reference.

Moreover, compounds that have multiple functionality for activating various combinations of PPAR α , PPAR γ and PPAR δ are also useful with the practice of the invention. Non-limiting examples include certain substituted aryl compounds as disclosed in U.S. Patent No. 6,248,781; WO 00/23416; WO 00/23415; WO 00/23425; WO 00/23445; WO 00/23451; and WO 00/63153, all of which are incorporated herein by reference, are described as being useful PPAR α and/or PPAR γ activator compounds. Other non-limiting examples of useful PPAR α and/or PPAR γ activator compounds include activator compounds as disclosed in WO 97/25042 which is incorporated herein by reference; activator compounds as disclosed in WO 00/63190 which is incorporated herein by reference; activator compounds as disclosed in WO 01/21181 which is incorporated herein by reference; biaryl-oxa(thia)zole compounds as disclosed in WO 01/16120 which is incorporated herein by reference; compounds as disclosed in WO 00/63196 and WO 00/63209 which are incorporated herein by reference; substituted 5-aryl-2,4-thiazolidinediones compounds as disclosed in U.S. Patent No. 6,008,237 which is incorporated herein by reference; arylthiazolidinedione and aryloxazolidinedione compounds as disclosed in WO 00/78312 and WO 00/78313G which are incorporated herein by reference; GW2331 or (2-(4-[difluorophenyl]-1heptylureido)ethyl]phenoxy)-2-methylbutyric compounds as disclosed in WO 98/05331 which is incorporated herein by reference; aryl compounds as disclosed in U.S. Patent No. 6,166,049 which is incorporated herein by reference; oxazole compounds as disclosed in WO 01/17994 which is incorporated herein by reference; and dithiolane compounds as disclosed in WO 01/25225 and WO 01/25226 which are incorporated herein by reference.

Other useful PPAR activator compounds include substituted benzylthiazolidine-2,4-dione compounds as disclosed in WO 01/14349, WO 01/14350 and WO/01/04351 which are incorporated herein by reference; mercaptocarboxylic compounds as disclosed in WO 00/50392 which is incorporated herein by reference; ascofuranone compounds as disclosed in WO 00/53563 which is incorporated herein by reference; carboxylic compounds as

disclosed in WO 99/46232 which is incorporated herein by reference; compounds as disclosed in WO 99/12534 which is incorporated herein by reference; benzene compounds as disclosed in WO 99/15520 which is incorporated herein by reference; o-anisamide compounds as disclosed in WO 01/21578 which is incorporated herein by reference; and PPAR activator compounds as disclosed in
5 WO 01/40192 which is incorporated herein by reference.

The peroxisome proliferator-activated receptor(s) activator(s) are administered in a therapeutically effective amount to treat the specified condition, for example in a daily dose preferably ranging from about 50 to about 3000 mg per day, and more preferably about 50 to about 2000 mg per day, given in a single
10 dose or 2-4 divided doses. The exact dose, however, is determined by the attending clinician and is dependent on such factors as the potency of the compound administered, the age, weight, condition and response of the patient.

In an alternative embodiment, the compositions or therapeutic combinations of the invention can further comprise one or more ileal bile acid transport ("IBAT") inhibitors (or apical sodium co-dependent bile acid transport ("ASBT") inhibitors) coadministered with or in combination with the sterol absorption inhibitor(s) discussed above. The IBAT inhibitors can inhibit bile acid transport to reduce LDL cholesterol levels. Non-limiting examples of suitable IBAT inhibitors include
15 benzothiepies such as therapeutic compounds comprising a 2,3,4,5-tetrahydro-1-benzothiepine 1,1-dioxide structure such as are disclosed in PCT Patent Application WO 00/38727 which is incorporated herein by reference.

Generally, a total daily dosage of IBAT inhibitor(s) can range from about 0.01 to about 1000 mg/day, and preferably about 0.1 to about 50 mg/day in single
25 or 2-4 divided doses.

In another alternative embodiment, the compositions or therapeutic combinations of the invention can further comprise nicotinic acid (niacin) and/or derivatives thereof coadministered with or in combination with the sterol absorption inhibitor(s) discussed above.

30 As used herein, "nicotinic acid derivative" means a compound comprising a pyridine-3-carboxylate structure or a pyrazine-2-carboxylate structure, including acid forms, salts, esters, zwitterions and tautomers, where available. Examples of nicotinic acid derivatives include niceritrol, nicofuranose and acipimox (5-methyl

pyrazine-2-carboxylic acid 4-oxide). Nicotinic acid and its derivatives inhibit hepatic production of VLDL and its metabolite LDL and increases HDL and apo A-1 levels. An example of a suitable nicotinic acid product is NIASPAN® (niacin extended-release tablets) which are available from Kos.

5 Generally, a total daily dosage of nicotinic acid or a derivative thereof can range from about 500 to about 10,000 mg/day, preferably about 1000 to about 8000 mg/day, and more preferably about 3000 to about 6000 mg/day in single or divided doses.

10 In another alternative embodiment, the compositions or therapeutic combinations of the invention can further comprise one or more AcylCoA:Cholesterol O-acyltransferase ("ACAT") Inhibitors, which can reduce LDL and VLDL levels, coadministered with or in combination with the sterol absorption inhibitor(s) discussed above. ACAT is an enzyme responsible for esterifying excess intracellular cholesterol and may reduce the synthesis of VLDL, which is a
15 product of cholesterol esterification, and overproduction of apo B-100-containing lipoproteins.

20 Non-limiting examples of useful ACAT inhibitors include avasimibe ([2,4,6-tris(1-methylethyl)phenyl]acetyl)sulfamic acid, 2,6-bis(1-methylethyl)phenyl ester, formerly known as CI-1011), HL-004, lecimibide (DuP-128) and CL-277082 (*N*-(2,4-difluorophenyl)-*N*-[[4-(2,2-dimethylpropyl)phenyl]methyl]-*N*-heptylurea). See P. Chang et al., "Current, New and Future Treatments in Dyslipidaemia and Atherosclerosis", Drugs 2000 Jul;60(1); 55-93, which is incorporated by reference herein.

25 Generally, a total daily dosage of ACAT inhibitor(s) can range from about 0.1 to about 1000 mg/day in single or 2-4 divided doses.

30 In another alternative embodiment, the compositions or therapeutic combinations of the invention can further comprise one or more Cholesteryl Ester Transfer Protein ("CETP") Inhibitors coadministered with or in combination with the sterol absorption inhibitor(s) discussed above. CETP is responsible for the exchange or transfer of cholesteryl ester carrying HDL and triglycerides in VLDL.

 Non-limiting examples of suitable CETP inhibitors are disclosed in PCT Patent Application No. WO 00/38721 and U.S. Patent No. 6,147,090, which are incorporated herein by reference. Pancreatic cholesteryl ester hydrolase (pCEH)

inhibitors such as WAY-121898 also can be coadministered with or in combination with the peroxisome proliferator-activated receptor(s) activator and sterol absorption inhibitor(s) discussed above.

5 Generally, a total daily dosage of CETP inhibitor(s) can range from about 0.01 to about 1000 mg/day, and preferably about 0.5 to about 20 mg/kg body weight/day in single or divided doses.

10 In another alternative embodiment, the compositions or therapeutic combinations of the invention can further comprise probucol or derivatives thereof (such as AGI-1067 and other derivatives disclosed in U.S. Patents Nos. 6,121,319 and 6,147,250), which can reduce LDL levels, coadministered with or in combination with the sterol absorption inhibitor(s) discussed above.

Generally, a total daily dosage of probucol or derivatives thereof can range from about 10 to about 2000 mg/day, and preferably about 500 to about 1500 mg/day in single or 2-4 divided doses.

15 In another alternative embodiment, the compositions or treatments of the invention can further comprise low-density lipoprotein (LDL) receptor activators, coadministered with or in combination with the sterol absorption inhibitor(s) discussed above. Non-limiting examples of suitable LDL-receptor activators include HOE-402, an imidazolidinyl-pyrimidine derivative that directly stimulates
20 LDL receptor activity. See M. Huettinger et al., "Hypolipidemic activity of HOE-402 is Mediated by Stimulation of the LDL Receptor Pathway", *Arterioscler. Thromb.* 1993; 13:1005-12.

Generally, a total daily dosage of LDL receptor activator(s) can range from about 1 to about 1000 mg/day in single or 2-4 divided doses.

25 In another alternative embodiment, the compositions or therapeutic combinations of the invention can further comprise fish oil, which contains Omega 3 fatty acids (3-PUFA), which can reduce VLDL and triglyceride levels, coadministered with or in combination with sterol absorption inhibitor(s) discussed above. Generally, a total daily dosage of fish oil or Omega 3 fatty acids can range
30 from about 1 to about 30 grams per day in single or 2-4 divided doses.

In another alternative embodiment, the compositions or therapeutic combinations of the invention can further comprise natural water soluble fibers, such as psyllium, guar, oat and pectin, which can reduce cholesterol levels,

coadministered with or in combination with the sterol absorption inhibitor(s) discussed above. Generally, a total daily dosage of natural water soluble fibers can range from about 0.1 to about 10 grams per day in single or 2-4 divided doses.

In another alternative embodiment, the compositions or therapeutic combinations of the invention can further comprise plant sterols, plant stanols and/or fatty acid esters of plant stanols, such as sitostanol ester used in BENECOL® margarine, which can reduce cholesterol levels, coadministered with or in combination with the sterol absorption inhibitor(s) discussed above.

Generally, a total daily dosage of plant sterols, plant stanols and/or fatty acid esters of plant stanols can range from about 0.5 to about 20 grams per day in single or 2-4 divided doses.

In another alternative embodiment, the compositions or therapeutic combinations of the invention can further comprise antioxidants, such as probucol, tocopherol, ascorbic acid, β -carotene and selenium, or vitamins such as vitamin B₆ or vitamin B₁₂, coadministered with or in combination with the sterol absorption inhibitor(s) discussed above. Generally, a total daily dosage of antioxidants or vitamins can range from about 0.05 to about 10 grams per day in single or 2-4 divided doses.

In another alternative embodiment, the compositions or therapeutic combinations of the invention can further comprise monocyte and macrophage inhibitors such as polyunsaturated fatty acids (PUFA), thyroid hormones including throxine analogues such as CGS-26214 (a thyroxine compound with a fluorinated ring), gene therapy and use of recombinant proteins such as recombinant apo E, coadministered with or in combination with the sterol absorption inhibitor(s) discussed above. Generally, a total daily dosage of these agents can range from about 0.01 to about 1000 mg/day in single or 2-4 divided doses.

Also useful with the invention are compositions or therapeutic combinations which further comprise hormone replacement agents and compositions. Useful hormone agents and compositions for hormone replacement therapy of the present invention include androgens, estrogens, progestins, their pharmaceutically acceptable salts and derivatives thereof. Combinations of these agents and compositions are also useful.

The dosage of androgen and estrogen combinations vary, desirably from about 1 mg to about 4 mg androgen and from about 1 mg to about 3 mg estrogen. Examples include, but are not limited to, androgen and estrogen combinations such as the combination of esterified estrogens (sodium estrone sulfate and sodium equilin sulfate) and methyltestosterone (17-hydroxy-17-methyl-, (17B)- androst-4-en-3-one) available from Solvay Pharmaceuticals, Inc., Marietta, GA, under the tradename Estratest.

Estrogens and estrogen combinations may vary in dosage from about 0.01 mg up to 8 mg, desirably from about 0.3 mg to about 3.0 mg. Examples of useful estrogens and estrogen combinations include:

(a) the blend of nine (9) synthetic estrogenic substances including sodium estrone sulfate, sodium equilin sulfate, sodium 17 α -dihydroequilin sulfate, sodium 17 α -estradiol sulfate, sodium 17 β -dihydroequilin sulfate, sodium 17 α -dihydroequilenin sulfate, sodium 17 β -dihydroequilenin sulfate, sodium equilenin sulfate and sodium 17 β -estradiol sulfate; available from Duramed Pharmaceuticals, Inc., Cincinnati, OH, under the tradename Cenestin;

(b) ethinyl estradiol (19-nor-17 α -pregna-1,3,5(10)-trien-20-yne-3,17-diol; available by Schering Plough Corporation, Kenilworth, NJ, under the tradename Estinyl;

(c) esterified estrogen combinations such as sodium estrone sulfate and sodium equilin sulfate; available from Solvay under the tradename Estratab and from Monarch Pharmaceuticals, Bristol, TN, under the tradename Menest;

(d) estropipate (piperazine estra-1,3,5(10)-trien-17-one, 3-(sulfooxy)-estrone sulfate); available from Pharmacia & Upjohn, Peapack, NJ, under the tradename Ogen and from Women First Health Care, Inc., San Diego, CA, under the tradename Ortho-Est; and

(e) conjugated estrogens (17 α -dihydroequilin, 17 α -estradiol, and 17 β -dihydroequilin); available from Wyeth-Ayerst Pharmaceuticals, Philadelphia, PA, under the tradename Premarin.

Progestins and estrogens may also be administered with a variety of dosages, generally from about 0.05 to about 2.0 mg progestin and about 0.001 mg to about 2 mg estrogen, desirably from about 0.1 mg to about 1 mg progestin and

about 0.01 mg to about 0.5 mg estrogen. Examples of progestin and estrogen combinations that may vary in dosage and regimen include:

(a) the combination of estradiol (estra-1, 3, 5 (10)-triene-3, 17 β -diol hemihydrate) and norethindrone (17 β -acetoxy-19-nor-17 α -pregn-4-en-20-yn-3-one); which is available from Pharmacia & Upjohn, Peapack, NJ, under the tradename Activella;

(b) the combination of levonorgestrel (d(-)-13 β -ethyl-17 α -ethinyl-17 β -hydroxygon-4-en-3-one) and ethinyl estradiol; available from Wyeth-Ayerst under the tradename Alesse, from Watson Laboratories, Inc., Corona, CA, under the tradenames Levora and Trivora, Monarch Pharmaceuticals, under the tradename Nordette, and from Wyeth-Ayerst under the tradename Triphasil;

(c) the combination of ethynodiol diacetate (19-nor-17 α -pregn-4-en-20-yn-3 β , 17-diol diacetate) and ethinyl estradiol; available from G.D. Searle & Co., Chicago, IL, under the tradename Demulen and from Watson under the tradename Zovia;

(d) the combination of desogestrel (13-ethyl-11-methylene-18,19-dinor-17 α -pregn-4-en-20-yn-17-ol) and ethinyl estradiol; available from Organon under the tradenames Desogen and Mircette, and from Ortho-McNeil Pharmaceutical, Raritan, NJ, under the tradename Ortho-Cept;

(e) the combination of norethindrone and ethinyl estradiol; available from Parke-Davis, Morris Plains, NJ, under the tradenames Estrostep and femhrt, from Watson under the tradenames Microgestin, Necon, and Tri-Norinyl, from Ortho-McNeil under the tradenames Modicon and Ortho-Novum, and from Warner Chilcott Laboratories, Rockaway, NJ, under the tradename Ovcon;

(f) the combination of norgestrel (\pm)-13-ethyl-17-hydroxy-18, 19-dinor-17 α -preg-4-en-20-yn-3-one) and ethinyl estradiol; available from Wyeth-Ayerst under the tradenames Ovral and Lo/Ovral, and from Watson under the tradenames Ogestrel and Low-Ogestrel;

(g) the combination of norethindrone, ethinyl estradiol, and mestranol (3-methoxy-19-nor-17 α -pregna-1,3,5(10)-trien-20-yn-17-ol); available from Watson under the tradenames Brevicon and Norinyl;

(h) the combination of 17 β -estradiol (estra-1,3,5(10)-triene-3,17 β -diol) and micronized norgestimate (17 α -17-(Acetyloxy)-13-ethyl-18,19-dinorpregn-4-en-

20-yn-3-one-3-oxime); available from Ortho-McNeil under the tradename Ortho-Prefest;

(i) the combination of norgestimate (18,19-dinor-17-pregn-4-en-20-yn-3-one, 17--(acetyloxy)-13-ethyl-,oxime, (17(α)-(+)--) and ethinyl estradiol; available from Ortho-McNeil under the tradenames Ortho Cyclen and Ortho Tri-Cyclen; and

(j) the combination of conjugated estrogens (sodium estrone sulfate and sodium equilin sulfate) and medroxyprogesterone acetate (20-dione, 17-(acetyloxy)-6-methyl-, (6(α))- pregn-4-ene-3); available from Wyeth-Ayerst under the tradenames Premphase and Prempro.

In general, a dosage of progestins may vary from about .05 mg to about 10 mg or up to about 200 mg if micro-sized progesterone is administered. Examples of progestins include norethindrone; available from ESI Lederle, Inc., Philadelphia, PA, under the tradename Aygestin, from Ortho-McNeil under the tradename Micronor, and from Watson under the tradename Nor-QD; norgestrel; available from Wyeth-Ayerst under the tradename Ovrette; micronized progesterone (pregn-4-ene-3, 20-dione); available from Solvay under the tradename Prometrium; and medroxyprogesterone acetate; available from Pharmacia & Upjohn under the tradename Provera.

The compositions, therapeutic combinations or methods of the invention can further comprise one or more obesity control medications. Useful obesity control medications include, but are not limited to, drugs that reduce energy intake or suppress appetite, drugs that increase energy expenditure and nutrient-partitioning agents. Suitable obesity control medications include, but are not limited to, noradrenergic agents (such as diethylpropion, mazindol, phenylpropanolamine, phentermine, phendimetrazine, phendamine tartrate, methamphetamine, phendimetrazine and tartrate); serotonergic agents (such as sibutramine, fenfluramine, dexfenfluramine, fluoxetine, fluvoxamine and paroxetine); thermogenic agents (such as ephedrine, caffeine, theophylline, and selective β 3-adrenergic agonists); alpha-blocking agents; kainite or AMPA receptor antagonists; leptin-lipolysis stimulated receptors; phosphodiesterase enzyme inhibitors; compounds having nucleotide sequences of the mahogany gene; fibroblast growth factor-10 polypeptides; monoamine oxidase inhibitors (such as befloxatone, moclobemide, brofaromine, phenoxathine, esuprone, befol, toloxatone, pirlindol, amiflamine,

serclorephine, bazinaprime, lazabemide, milacemide and caroxazone); compounds for increasing lipid metabolism (such as evodiamine compounds); and lipase inhibitors (such as orlistat). Generally, a total dosage of the above-described obesity control medications can range from 1 to 3,000 mg/day, desirably from about 1 to 1,000 mg/day and more desirably from about 1 to 200 mg/day in single or 2-4 divided doses.

The compositions, therapeutic combinations or methods of the invention can further comprise one or more blood modifiers which are chemically different from the substituted azetidinone and substituted β -lactam compounds discussed above.

Useful blood modifiers include but are not limited to anti-coagulants (argatroban, bivalirudin, dalteparin sodium, desirudin, dicumarol, lyapolate sodium, nafamostat mesylate, phenprocoumon, tinzaparin sodium, warfarin sodium); antithrombotic (anagrelide hydrochloride, bivalirudin, cilostazol, dalteparin sodium, danaparoid sodium, dazoxiben hydrochloride, efegatran sulfate, enoxaparin sodium, fluretofen, ifetroban, ifetroban sodium, lamifiban, lotrafiban hydrochloride, napsagatran, orbofiban acetate, roxifiban acetate, sibrafiban, tinzaparin sodium, trifenagrel, abciximab, zolimomab aritox); fibrinogen receptor antagonists (roxifiban acetate, fradafiban, orbofiban, lotrafiban hydrochloride, tirofiban, xemilofiban, monoclonal antibody 7E3, sibrafiban); platelet inhibitors (cilostazol, clopidogrel bisulfate, epoprostenol, epoprostenol sodium, ticlopidine hydrochloride, aspirin, ibuprofen, naproxen, sulindae, idomethacin, mefenamate, droxicam, diclofenac, sulfinpyrazone, piroxicam, dipyridamole); platelet aggregation inhibitors (acadesine, beraprost, beraprost sodium, ciprostone calcium, itazigrel, lifarizine, lotrafiban hydrochloride, orbofiban acetate, oxagrelate, fradafiban, orbofiban, tirofiban, xemilofiban); hemorrheologic agents (pentoxifylline); lipoprotein associated coagulation inhibitors; Factor VIIa inhibitors (4H-31-benzoxazin-4-ones, 4H-3,1-benzoxazin-4-thiones, quinazolin-4-ones, quinazolin-4-thiones, benzothiazin-4-ones, imidazolyl-boronic acid-derived peptide analogues TFPI-derived peptides, naphthalene-2-sulfonic acid {1-[3-(aminoiminomethyl)-benzyl]-2-oxo-pyrrolidin-3-(S)-yl} amide trifluoroacetate, dibenzofuran-2-sulfonic acid {1-[3-(aminomethyl)-benzyl]-5-oxo-pyrrolidin-3-yl}-amide, tolulene-4-sulfonic acid {1-[3-(aminoiminomethyl)-benzyl]-2-oxo-pyrrolidin-3-(S)-yl}-amide trifluoroacetate, 3,4-dihydro-1H-isoquinoline-2-sulfonic acid {1-[3-(aminoiminomethyl)-benzyl]-2-oxo-

pyrrolin-3-(S)-yl}-amide trifluoroacetate); Factor Xa inhibitors (disubstituted pyrazolines, disubstituted triazolines, substituted n-[(aminoiminomethyl)phenyl] propylamides, substituted n-[(aminomethyl)phenyl] propylamides, tissue factor pathway inhibitor (TFPI), low molecular weight heparins, heparinoids, benzimidazolines, benzoxazolinones, benzopiperazinones, indanones, dibasic (amidinoaryl) propanoic acid derivatives, amidinophenyl-pyrrolidines, amidinophenyl-pyrrolines, amidinophenyl-isoxazolidines, amidinoindoles, amidinoazoles, bis-arylsulfonylaminobenzamide derivatives, peptidic Factor Xa inhibitors).

The compositions, therapeutic combinations or methods of the invention can further comprise one or more cardiovascular agents which are chemically different from the substituted azetidinone and substituted β -lactam compounds (such as compounds I-XI above) discussed above. Useful cardiovascular agents include but are not limited to calcium channel blockers (clentiazem maleate, amlodipine besylate, isradipine, nimodipine, felodipine, nilvadipine, nifedipine, teludipine hydrochloride, diltiazem hydrochloride, belfosdil, verapamil hydrochloride, fostedil); adrenergic blockers (fenspiride hydrochloride, labetalol hydrochloride, proroxan, alfuzosin hydrochloride, acebutolol, acebutolol hydrochloride, alprenolol hydrochloride, atenolol, bunolol hydrochloride, carteolol hydrochloride, celiprolol hydrochloride, cetamolol hydrochloride, cicloprolol hydrochloride, dexpropranolol hydrochloride, diacetolol hydrochloride, dilevalol hydrochloride, esmolol hydrochloride, exaprolol hydrochloride, flestolol sulfate, labetalol hydrochloride, levobetaxolol hydrochloride, levobunolol hydrochloride, metalol hydrochloride, metoprolol, metoprolol tartrate, nadolol, pamatolol sulfate, penbutolol sulfate, practolol, propranolol hydrochloride, sotalol hydrochloride, timolol, timolol maleate, tiprenolol hydrochloride, tolamolol, bisoprolol, bisoprolol fumarate, nebivolol); adrenergic stimulants; angiotensin converting enzyme (ACE) inhibitors (benazepril hydrochloride, benazeprilat, captopril, delapril hydrochloride, fosinopril sodium, libenzapril, moexipril hydrochloride, pentopril, perindopril, quinapril hydrochloride, quinaprilat, ramipril, spirapril hydrochloride, spiraprilat, teprotide, enalapril maleate, lisinopril, zofenopril calcium, perindopril erbumine); antihypertensive agents (althiazide, benzthiazide, captopril, carvedilol, chlorothiazide sodium, clonidine hydrochloride, cyclothiazide, delapril hydrochloride, dilevalol hydrochloride,

doxazosin mesylate, fosinopril sodium, guanfacine hydrochloride, methyldopa, metoprolol succinate, moexipril hydrochloride, monatepil maleate, pelanserine hydrochloride, phenoxybenzamine hydrochloride, prazosin hydrochloride, primidolol, quinapril hydrochloride, quinaprilat, ramipril, terazosin hydrochloride, candesartan, candesartan cilexetil, telmisartan, amlodipine besylate, amlodipine maleate, bevantolol hydrochloride); angiotensin II receptor antagonists (candesartan, irbesartan, losartan potassium, candesartan cilexetil, telmisartan); anti-anginal agents (amlodipine besylate, amlodipine maleate, betaxolol hydrochloride, bevantolol hydrochloride, butoprozine hydrochloride, carvedilol, cinepazet maleate, metoprolol succinate, molsidomine, monatepil maleate, primidolol, ranolazine hydrochloride, tofenfen, verapamil hydrochloride); coronary vasodilators (fostedil, azaclozine hydrochloride, chromonar hydrochloride, clonitrate, diltiazem hydrochloride, dipyridamole, droprenilamine, erythryl tetranitrate, isosorbide dinitrate, isosorbide mononitrate, lidoflazine, mifloflazine hydrochloride, mixidine, molsidomine, nicorandil, nifedipine, nisoldipine, nitroglycerine, oxprenolol hydrochloride, pentritinol, perhexiline maleate, prenylamine, propatyl nitrate, terodiline hydrochloride, tolamolol, verapamil); diuretics (the combination product of hydrochlorothiazide and spironolactone and the combination product of hydrochlorothiazide and triamterene).

The compositions, therapeutic combinations or methods of the invention can further comprise one or more antidiabetic medications for reducing blood glucose levels in a human. Useful antidiabetic medications include, but are not limited to, drugs that reduce energy intake or suppress appetite, drugs that increase energy expenditure and nutrient-partitioning agents. Suitable antidiabetic medications include, but are not limited to, sulfonylurea (such as acetohexamide, chlorpropamide, gliamilide, gliclazide, glimepiride, glipizide, glyburide, glibenclamide, tolazamide, and tolbutamide), meglitinide (such as repaglinide and nateglinide), biguanide (such as metformin and buformin), alpha-glucosidase inhibitor (such as acarbose, miglitol, camiglibose, and voglibose), certain peptides (such as amlintide, pramlintide, exendin, and GLP-1 agonistic peptides), and orally administrable insulin or insulin composition for intestinal delivery thereof. Generally, a total dosage of the above-described antidiabetic medications can range from 0.1 to 1,000 mg/day in single or 2-4 divided doses.

Mixtures of any of the pharmacological or therapeutic agents described above can be used in the compositions and therapeutic combinations of the invention.

The treatment compositions of the invention generally additionally comprise
5 a pharmaceutically acceptable carrier diluent, excipient or carrier (collectively referred to herein as carrier materials). Because of their sterol absorption inhibitory activity, such pharmaceutical compositions possess utility in treating sitosterolemia and related disorders.

In the treatment compositions used in the methods of the present invention,
10 the active ingredients will typically be administered in admixture with suitable carrier materials suitably selected with respect to the intended form of administration, i.e. oral tablets, capsules (either solid-filled, semi-solid filled or liquid filled), powders for constitution, oral gels, elixirs, dispersible granules, syrups, suspensions, and the like, and consistent with conventional pharmaceutical practices. For example, for
15 oral administration in the form of tablets or capsules, the active drug component may be combined with any oral non-toxic pharmaceutically acceptable inert carrier, such as lactose, starch, sucrose, cellulose, magnesium stearate, dicalcium phosphate, calcium sulfate, talc, mannitol, ethyl alcohol (liquid forms) and the like. Moreover, when desired or needed, suitable binders, lubricants, disintegrating
20 agents and coloring agents may also be incorporated in the mixture. Powders and tablets may be comprised of from about 5 to about 95 percent inventive composition.

Suitable binders include starch, gelatin, natural sugars, corn sweeteners, natural and synthetic gums such as acacia, sodium alginate, carboxymethyl-
25 cellulose, polyethylene glycol and waxes. Among the lubricants there may be mentioned for use in these dosage forms, boric acid, sodium benzoate, sodium acetate, sodium chloride, and the like. Disintegrants include starch, methylcellulose, guar gum and the like. Sweetening and flavoring agents and preservatives may also be included where appropriate. Some of the terms noted
30 above, namely disintegrants, diluents, lubricants, binders and the like, are discussed in more detail below.

Additionally, the compositions of the present invention may be formulated in sustained release form to provide the rate controlled release of any one or more of

the components or active ingredients to optimize the therapeutic effects, i.e. sterol absorption inhibitory activity and the like. Suitable dosage forms for sustained release include layered tablets containing layers of varying disintegration rates or controlled release polymeric matrices impregnated with the active components and shaped in tablet form or capsules containing such impregnated or encapsulated porous polymeric matrices.

Liquid form preparations include solutions, suspensions and emulsions. As an example may be mentioned water or water-propylene glycol solutions for parenteral injections or addition of sweeteners and pacifiers for oral solutions, suspensions and emulsions. Liquid form preparations may also include solutions for intranasal administration.

Aerosol preparations suitable for inhalation may include solutions and solids in powder form, which may be in combination with a pharmaceutically acceptable carrier such as inert compressed gas, e.g. nitrogen.

For preparing suppositories, a low melting wax such as a mixture of fatty acid glycerides such as cocoa butter is first melted, and the active ingredient is dispersed homogeneously therein by stirring or similar mixing. The molten homogeneous mixture is then poured into convenient sized molds, allowed to cool and thereby solidify.

Also included are solid form preparations which are intended to be converted, shortly before use, to liquid form preparations for either oral or parenteral administration. Such liquid forms include solutions, suspensions and emulsions.

The compounds of the invention may also be deliverable transdermally. The transdermal compositions may take the form of creams, lotions, aerosols and/or emulsions and can be included in a transdermal patch of the matrix or reservoir type as are conventional in the art for this purpose.

Preferably the compound is administered orally, intravenously or subcutaneously.

Preferably, the pharmaceutical preparation is in a unit dosage form. In such form, the preparation is subdivided into suitably sized unit doses containing appropriate quantities of the active components, e.g., an effective amount to achieve the desired purpose.

The pharmaceutical treatment compositions of the present invention can be administered to a mammal in need of such treatment in a pharmaceutically or therapeutically effective amount to treat sitosterolemia and/or reduce the level of sterol(s) in the plasma and tissues.

5 The term "therapeutically effective amount" means that amount of a therapeutic agent of the composition, such as the bile acid sequestrant(s), sterol absorption inhibitor(s) and other pharmacological or therapeutic agents described below, that will elicit a biological or medical response of a tissue, system, animal or mammal that is being sought by the administrator (such as a researcher, doctor or
10 veterinarian) which includes alleviation of the symptoms of the sitosterolemic condition or disease being treated and the prevention, slowing or halting of progression of the sitosterolemic condition, reduction of the concentration of sterol(s) and/or 5 α -stanol(s) in the plasma and/or tissues, and/or preventing or reducing the risk of the occurrence of a biological or medical event (such as a
15 coronary event).

As used herein, "combination therapy" or "therapeutic combination" means the administration of two or more therapeutic agents, such as sterol absorption inhibitor(s) and bile acid sequestrant(s) or other therapeutic vascular agents, to prevent or treat sitosterolemia and/or reduce the level of sterol(s) in the plasma and
20 tissues. As used herein, "vascular" comprises cardiovascular, cerebrovascular and combinations thereof. Such administration includes coadministration of these therapeutic agents in a substantially simultaneous manner, such as in a single tablet or capsule having a fixed ratio of active ingredients or in multiple, separate capsules for each therapeutic agent. Also, such administration includes use of
25 each type of therapeutic agent in a sequential manner. In either case, the treatment using the combination therapy will provide beneficial effects in treating the sitosterolemic condition and/or reduce the level of sterol(s) in the plasma and tissues. A potential advantage of the combination therapy disclosed herein may be a reduction in the required amount of an individual therapeutic compound or the
30 overall total amount of therapeutic compounds that are effective in treating the sitosterolemic condition and/or reducing the level of sterol(s) in the plasma and tissues. Therapeutic agents can be selected to provide a broader range of complementary effects or complimentary modes of action.

The daily dose of the sterol absorption inhibitor(s) preferably ranges from about 0.1 to about 30 mg/kg of body weight per day, and more preferably about 0.1 to about 15 mg/kg. For an average body weight of 70 kg, the dosage level therefore ranges from about 1 mg to about 1000 mg of sterol absorption inhibitor(s) per day, given in a single dose or 2-4 divided doses. The exact dose, however, is determined by the attending clinician and is dependent on the potency of the compound administered, the age, weight, condition and response of the patient.

For the pharmaceutical treatment compositions of the present invention in which the sterol absorption inhibitor(s) is administered concomitantly or in combination with a bile acid sequestrant, the typical daily dose of the sequestrant preferably ranges from about 0.1 to about 80 mg/kg of body weight per day administered in single or divided dosages, usually once or twice a day. For example, preferably about 10 to about 40 mg per dose is given 1 to 2 times a day, giving a total daily dose of about 10 to about 80 mg per day. The exact dose of sterol absorption inhibitor(s) and bile acid sequestrant(s) to be administered is determined by the attending clinician and is dependent on the potency of the compound administered, the age, weight, condition and response of the patient.

Where the sterol absorption inhibitor(s) and bile acid sequestrant(s) are administered in separate dosages, the number of doses of each component given per day may not necessarily be the same, e.g., one component may have a greater duration of activity and will therefore need to be administered less frequently.

For the pharmaceutical treatment compositions of the present invention in which the sterol absorption inhibitor(s) is administered concomitantly or in combination with a lipid lowering agent, the typical daily dose of the lipid lowering agent preferably ranges from about 0.1 to about 80 mg/kg of body weight per day administered in single or divided dosages, usually once or twice a day. For example, for HMG CoA reductase inhibitors, preferably about 10 to about 40 mg per dose is given 1 to 2 times a day, giving a total daily dose of about 10 to about 80 mg per day. For other lipid lowering agents, preferably about 1 to about 1000 mg per dose is given 1 to 2 times a day, giving a total daily dose ranging from about 1 mg to about 2000 mg per day. The exact dose of sterol absorption inhibitor(s) and lipid lowering agent(s) to be administered is determined by the

attending clinician and is dependent on the potency of the compound administered, the age, weight, condition and response of the patient.

Where the sterol absorption inhibitor(s) and lipid lowering agent(s) are administered in separate dosages, the number of doses of each component given per day may not necessarily be the same, e.g., one component may have a greater duration of activity and will therefore need to be administered less frequently.

The formulations and pharmaceutical compositions can be prepared using conventional pharmaceutically acceptable and conventional techniques. The following formulations exemplify some of the dosage forms of this invention. In each formulation, the term "active compound" designates a substituted azetidinone compound, a β -lactam compound or a compound of any of Formulae I-XI described herein above.

EXAMPLE A
Tablets

<u>No.</u>	<u>Ingredient</u>	<u>mg/tablet</u>	<u>mg/tablet</u>
1	Active Compound	100	500
2	Lactose USP	122	113
3	Corn Starch, Food Grade, as a 10% paste in Purified Water	30	40
4	Corn Starch, Food Grade	45	40
5	Magnesium Stearate	<u>3</u>	<u>7</u>
	Total	300	700

Method of Manufacture

Mix Item Nos. 1 and 2 in suitable mixer for 10-15 minutes. Granulate the mixture with Item No. 3. Mill the damp granules through a coarse screen (e.g., 1/4", 0.63 cm) if necessary. Dry the damp granules. Screen the dried granules if necessary and mix with Item No. 4 and mix for 10-15 minutes. Add Item No. 5 and mix for 1-3 minutes. Compress the mixture to appropriate size and weight on a suitable tablet machine.

EXAMPLE B

62

		<u>Capsules</u>		
<u>No.</u>	<u>Ingredient</u>		<u>mg/tablet</u>	<u>mg/tablet</u>
1	Active Compound		100	500
2	Lactose USP		106	123
3	Corn Starch, Food Grade		40	70
4	Magnesium Stearate NF		<u>4</u>	<u>7</u>
	Total		250	700

Method of Manufacture

5 Mix Item Nos. 1, 2 and 3 in a suitable blender for 10-15 minutes. Add Item No. 4 and mix for 1-3 minutes. Fill the mixture into suitable two-piece hard gelatin capsules on a suitable encapsulating machine.

EXAMPLE CTablets

10	<u>No.</u>	<u>Ingredient</u>	<u>mg/tablet</u>
	1	Active Compound I	10
	2	Lactose monohydrate NF	55
	3	Microcrystalline cellulose NF	20
15	4	Povidone (K29-32) USP	4
	5	Croscarmellose sodium NF	8
	6	Sodium lauryl sulfate	2
	7	Magnesium stearate NF	1
		Total	100

20 Method of Manufacture

Mix Item No. 4 with purified water in suitable mixer to form binder solution. Spray the binder solution and then water over Items 1, 2, 6 and a portion of Item 5 in a fluidized bed processor to granulate the ingredients. Continue fluidization to dry the damp granules. Screen the dried granules and blend with Item No. 3 and the remainder of Item 5. Add Item No. 7 and mix. Compress the mixture to appropriate size and weight on a suitable tablet machine.

25

In the present invention, the above-described tablet can be coadministered with a tablet, capsule, etc. comprising a dosage of another therapeutic agent such as are described above, for example a bile acid sequestrant as described above.

Representative formulations comprising other lipid lowering agents are well known in the art. It is contemplated that where the two active ingredients are administered as a single composition, the dosage forms disclosed above for substituted azetidinone compounds may readily be modified using the knowledge of one skilled in the art.

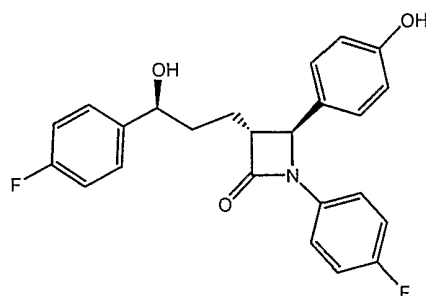
The treatment compositions of the present invention can inhibit the intestinal absorption of sitosterol in an animal model, as shown in the Example below. Thus, the treatment compositions of the present invention are hypositosterolemic agents by virtue of their ability to inhibit the intestinal absorption of sitosterol and can be useful in the treatment and/or prevention of vascular disease, arteriosclerosis, atherosclerosis and sitosterolemia in mammals, in particular in humans.

In other embodiments, the present invention provides a method of treating vascular disease, arteriosclerosis and/or atherosclerosis, comprising administering to a mammal in need of such treatment an effective amount of at least one treatment composition comprising at least one sterol and/or stanol absorption inhibitor to reduce plasma or tissue concentration of at least one non-cholesterol sterol, such as a phytosterol, 5 α -stanol and mixtures thereof.

In another embodiment, the present invention provides a method of treating or preventing sitosterolemia comprising administering to a mammal in need of such treatment an effective amount of at least one sterol absorption inhibitor or pharmaceutically acceptable salt or solvate thereof or prodrug thereof.

In another embodiment, the present invention provides a therapeutic combination comprising:

a) a first amount of the compound of Formula (VIII)



(VIII)

and

b) a second amount of a lipid lowering agent,
wherein the first amount and the second amount taken together in their totality
comprise a therapeutically effective amount for the treatment or prevention of
sitosterolemia in a mammal.

Normal concentrations or levels of sitosterol in the plasma of humans is
generally less than about 0.2 milligrams/deciliter (mg/dl). Homozygous
sitosterolemic humans can exhibit sitosterol levels of greater than 0.2 mg/dl,
typically about 7 to about 60 mg/dl or higher. Heterozygous sitosterolemic humans
can exhibit sitosterol levels of greater than 0.2 mg/dl, typically about 0.3 to about 1
mg/dl or higher.

In another embodiment of the invention, the compositions and therapeutic
combinations of the present invention can reduce plasma and/or tissue
concentration of at least one sterol (including but not limited to phytosterols (such
as sitosterol, campesterol, stigmasterol and avenosterol)) and/or at least one stanol
(including but not limited to 5 α -stanols (such as cholestanol, 5 α -campestanol, 5 α -
sitostanol)), and mixtures thereof, optionally in combination with cholesterol. The
plasma and/or tissue concentration can be reduced by administering to a mammal
in need of such treatment an effective amount of at least one treatment composition
or therapeutic combination comprising at least one sterol absorption inhibitor or at
least one stanol absorption inhibitor described above. The reduction in plasma
and/or tissue concentration of sterols can range from about 1 to about 70 percent,
and preferably about 10 to about 50 percent of the concentration measured prior to
administration of at least one treatment composition or therapeutic combination
comprising at least one sterol and/or stanol absorption inhibitor described above.
Methods of measuring serum total blood cholesterol and total LDL cholesterol are
well known to those skilled in the art and for example include those disclosed in
PCT WO 99/38498 at page 11, incorporated by reference herein. Methods of
determining levels of other sterols in serum are disclosed in H. Gylling et al.,
"Serum Sterols During Stanol Ester Feeding in a Mildly Hypercholesterolemic
Population", J. Lipid Res. 40: 593-600 (1999), incorporated by reference herein.

In an alternative embodiment, the plasma and/or tissue concentration of
sterols can be reduced by administering to a mammal in need of such treatment an

effective amount of at least one treatment composition comprising at least one sterol and/or stanol absorption inhibitor and an effective amount of at least one bile acid sequestrant.

5 In a further embodiment, the plasma and/or tissue concentration of sterols can be reduced by administering to a mammal in need of such treatment an effective amount of at least one treatment composition comprising at least one sterol and/or stanol absorption inhibitor and an effective amount of at least one other lipid lowering agent.

10 Reducing the plasma or tissue concentration of non-cholesterol sterols, such as phytosterol(s) and/or 5 α -stanol(s), in a mammal can be useful in the treatment and/or prevention of vascular conditions or disease, such as vascular inflammation, arteriosclerosis, atherosclerosis, hypercholesterolemia and sitosterolemia, and cardiovascular events, stroke and obesity.

15 Vascular disease is a term that broadly encompasses all disorders of blood vessels including small and large arteries and veins and blood flow. The most prevalent form of vascular disease is arteriosclerosis, a condition associated with the thickening and hardening of the arterial wall. Arteriosclerosis of the large vessels is referred to as atherosclerosis. Atherosclerosis is the predominant underlying factor in vascular disorders such as coronary artery disease, aortic aneurysm, arterial disease of the lower extremities and cerebrovascular disease.

20 The methods of the present invention can be used to prevent or reduce the risk of an occurrence of a fatal or non-fatal cardiovascular event in patients having no history of clinically evident coronary heart disease prior to the initial administration of the compounds and treatments of the present invention, as well as patients having a history of clinically evident coronary heart disease. The phrase "cardiovascular event" includes but is not limited to fatal and non-fatal acute major coronary events, coronary revascularization procedures, peripheral vascular disease, stable angina and cerebrovascular insufficiency such as stroke.

30 The phrase "acute major coronary event" includes fatal myocardial infarction, witnessed and unwitnessed cardiac death and sudden death occurring from 1 hour up to 24 hours after collapse, non-fatal myocardial infarction including definite acute Q-wave myocardial infarction, non-Q-wave myocardial infarction, and silent subclinical (remote) myocardial infarction, and unstable angina pectoris. As used

herein, "myocardial infarction" includes both Q-wave and non-Q-wave myocardial infarction and silent subclinical (remote) myocardial infarction.

In another embodiment, the present invention provides a method of preventing or reducing risk of a cardiovascular event comprising administering to a mammal an effective amount of at least one treatment composition comprising at least one sterol and/or stanol absorption inhibitor to reduce plasma or tissue concentration of at least one non-cholesterol sterol, such as phytosterols, at least one stanol, such as 5 α -stanols, and mixtures thereof.

In another embodiment, the present invention provides a method of preventing or reducing risk of a cardiovascular event comprising administering an effective amount of at least one treatment composition comprising at least one sterol absorption inhibitor to reduce plasma or tissue concentration of at least one non-cholesterol sterol, such as phytosterols, at least one stanol, such as 5 α -stanols, and mixtures thereof to a mammal having no history of clinically evident coronary heart disease prior to the initial administration.

Illustrating the invention are the following examples which, however, are not to be considered as limiting the invention to their details. Unless indicated otherwise, all parts and percentages in the following examples, as well as throughout the specification, are by weight.

EXAMPLE 1

In Vivo Evaluation In Mice

In vivo activity of compound VIII in mice was determined by the following procedure:

Male ApoE knockout mice, age 6wks, were received from Jackson Laboratory along with age-matched C57BL/J. The mice were housed 5 per cage, normal light cycle, normal diet. Twenty-six mice of each variety were weighed and housed, 1 per cage, in suspended wire cages with normal light cycle, normal diet. After three days, the mice were reweighed. Based on body weight, the mice were divided into 5 groups for each type of treatment: Control (corn oil) and Compositions including Compound VIII at 0.3, 1, 3, and 10 mg/kg of body weight per day.

Preparation of Compositions including Compound VIII based on 22g average mouse body weight:

Dosage of Compound VIII (mg/ml/day)	Compound VIII (ml) + corn oil (ml)
10mg/kg/day in 0.1 ml corn oil	2.2mg/ml* 10ml=22 mg in 10ml corn oil
3mg/kg :	3 ml of 10mg/kg + 7 ml corn oil;
1mg/kg :	3 ml of 3mg/kg + 6 ml corn oil;
0.3mg/kg :	2ml of 1mg/kg + 4.67 ml corn oil.

The mice were gavaged using a feeding needle 30 min before receiving ^{14}C -cholesterol (NEN, NEC 018) and ^3H -sitosterol (NEN, CUS 030T). The radioactive dose was prepared from:

114 μL ^3H -sitosterol stock (1 $\mu\text{Ci}/\mu\text{L}$ in ethanol);
 1.425 mL ^{14}C -cholesterol stock (40 $\mu\text{Ci}/\text{mL}$ in ethanol);
 5.7 mg cholesterol, Sigma C 8667;
 5.7 mg β -sitosterol, Sigma, S 1270;

The ethanol was removed under N_2 ;
 5.7 ml of corn oil was added, and the mixture was warmed to 60°C ; and shaken for 1 hr.

Each 0.1ml dose contained 2 μCi ^3H -sitosterol, 0.1 mg cold (non radioactive) sitosterol; 1 μCi ^{14}C -cholesterol, and 0.1 mg cold (non radioactive) cholesterol.

Radioactive content was verified: 5 X 10 μl counted in Beckman LSC (liquid simulation counter). Tritiated sitosterol was used as an "unabsorbable" marker to compare to the absorption of [^{14}C]-cholesterol in a mouse fecal isotope ratio cholesterol absorption model.

On the 4th, 5th, and 6th days, feces were collected and stored at -20°C in vials just before dosing with Control or Compound VIII late in the day. Termination of the experiment on the 7th day involved sacrifice by exsanguination, removal and weighing of the liver. 3 X ~250 mg samples of liver were put in vials. The liver samples were digested with 1ml of 1N NaOH at 60° overnight, neutralized with 0.1ml 12N HCl and counted for ^{14}C and ^3H . The blood samples were allowed to clot at room temp for 1 hr, then centrifuged at 1000G for 15 min. The serum was analyzed for total cholesterol (see Wako CII; see Allain CC, Poon LS, Chan CSG, Richmond W, Fu PC. Enzymatic Determination of Total Serum Cholesterol. Clin. Chem. 1974; 20:470-475, which is incorporated by reference herein) and

radioactivity (2 X 50 μ L). Fecal samples were analyzed for radioactivity by combustion in a Packard Oxidizer followed by Beckman LSC.

In this experiment, Wild type mice (C57BL/6J) and mice deficient in apoprotein E (Apo E KO) were found to absorb from 0.15-0.38% of the original [³H]-sitosterol dose administered into their livers. When Compound VIII was given, it was found to dose dependently inhibit the absorption and hepatic accumulation of sitosterol as shown in Table 1 below.

5

Table 1.

Effect of Compound VIII on Sitosterol Absorption in Mice				
Mouse strain	Treatment	% of administered dose absorbed of [³ H]-sitosterol in liver (total animal liver)		
		average	±sem	p =
C57BL/6J	Control	0.1479	±0.0337	
	Compound VIII 0.3mg/kg	0.1093	±0.0143	
	Compound VIII 1mg/kg	0.0588	±0.0115	(.046)
	Compound VIII 3mg/kg	0.0489	±0.0067	(.024)
	Compound VIII 10mg/kg	0.0552	±0.0151	(.040)
ApoE KO	Control	0.3773	±0.0525	
	Compound VIII 0.3mg/kg	0.1863	±0.0246	0.013
	Compound VIII 1mg/kg	0.1019	±0.0225	0.0019
	Compound VIII 3mg/kg	0.0772	±0.0050	0.0023
	Compound VIII 10mg/kg	0.0780	±0.0179	0.0017
N = 4-6 mice per treatment sem= standard error of mean p= probability				

EXAMPLE 2In Vivo Evaluation In Humans

In a randomized multicenter, double-blind, placebo-controlled, 8-week trial,
5 37 human patients previously diagnosed with homozygous sitosterolemia were
randomized to receive Compound VIII (n=30) or placebo (n=7):

Treatment A - Compound VIII given orally as 1 dose (10 mg) per day,

Treatment B - Placebo (matching image of Compound VIII 10 mg)
given orally as 1 dose per day, every morning for 8 consecutive weeks.

10 During the trial, subjects were instructed to maintain (as a minimum) a
National Cholesterol Education Program (NCEP) Step 1 diet

Patients were instructed to maintain a diary of food intake and monitored
prior to randomization, at baseline and during therapy. Results of the central diet
analysis for each subject were reported as a RISCC score (Ratio of Ingested
15 Saturated fat and Cholesterol to Calories) and as dietary components. RISCC
scores indicate the potential for a diet to influence plasma lipid levels. A score
ranging from 14 to 20 correlates with a NCEP step 1 diet.

Lipid/lipoproteins determinations

20 Low-Density -Lipoprotein-Cholesterol (LDL-C) results were reported as
direct LDL-C (plasma concentration was determined following a standard ultra
centrifugation/precipitation procedure; lipid and lipoprotein analysis, see *Manual of
Laboratory Operations: Lipid Research Clinics Program Report*. Washington, DC:
US Department of Health, Education, and Welfare publication; 1974. NIH 75-628,
25 vol 1, which is incorporated by reference herein or beta-quantification) and
calculated LDL-C (plasma concentration; based on Freidewald equation: LDL-C =
Total cholesterol minus (Triglycerides divided by 5) minus High-density -lipoprotein
cholesterol (HDL-C)).

Total cholesterol and Triglycerides were determined enzymatically using a
30 Hitachi 747 analyzer; see, Steiner PM, Freidel J, Bremner WF, Stein EA:
Standardization of micromethods for plasma cholesterol, triglyceride and HDL-
cholesterol with the Lipid Clinics' methodology [abstract]. *J Clin Chem Clin Biochem*
1981;19:850, which is incorporated by reference herein.

HDL-C was determined enzymatically after heparin and magnesium precipitation; see, Steele WB, Koehle DF, Azar MM, Blaszkowski TP, Kuba K, Dempsey ME: Enzymatic determinations of cholesterol in high density lipoprotein fractions prepared by precipitation technique. *Clin Chem* 1976;22:98-101, which is
5 incorporated by reference herein.

Plasma plant sterols (sitosterol and campesterol) and LDL-C were assessed at baseline (Day 1) and at endpoint (average of Weeks 6 and 8 values). See: Salen, Gerald; Shore, Virgie; Tint, GS; Forte, T; Shefer, S; Horak, I; Horak, E; Dayal, B; Nguyen, L.; Batta, AK; Lindgren, FT; Kwiterovich, Jr, PO, "Increased
10 sitosterol absorption, decreased removal and expanded body pools compensate for reduced cholesterol synthesis in sitosterolemia with xanthomatosis", *J Lipid Res*, Vol. 30, pp 1319-30, (1989) and Lutjohann, D; Bjorkhem, I; Beil, UF, and von Bergmann, K, "Sterol absorption and sterol balance in phytosterolemia evaluated by deuterium-labeled sterols: effect of sitostanol treatment" *J Lipid Res*. Vol. 36:(8),
15 pp 1763-73, (1995), each of which is incorporated by reference herein.

Results:

The mean (S.E.) percent (%) change from Baseline at endpoint in plant sterols and LDL-C (mean, 95% CI) are shown in Table 1 below:

<u>Table 1</u>			
<u>Treatment</u>	<u>Sitosterol</u>	<u>Campesterol</u>	<u>LDL-C</u>
A	-21.0% (2.8%)	-24.3% (2.9%)	-13.6% (-21.7%, -5.5%)
B (control)	4.0% (5.3%)	3.2% (5.5%)	16.7% (31.6%, 64.9%)

The coadministration of 10 mg of Compound VIII was well tolerated and caused a significant ($p < 0.001$) reduction in sitosterol and campesterol compared to
30 placebo.

Preparation of Compound (VIII)

Step 1): To a solution of (S)-4-phenyl-2-oxazolidinone (41 g, 0.25 mol) in
35 CH_2Cl_2 (200 ml), was added 4-dimethylaminopyridine (2.5 g, 0.02 mol) and

triethylamine (84.7 ml, 0.61 mol) and the reaction mixture was cooled to 0°C. Methyl-4-(chloroformyl)butyrate (50 g, 0.3 mol) was added as a solution in CH₂Cl₂ (375 ml) dropwise over 1 h, and the reaction was allowed to warm to 22°C. After 17 h, water and H₂SO₄ (2N, 100 ml), was added the layers were separated, and the organic layer was washed sequentially with NaOH (10%), NaCl (sat'd) and water. The organic layer was dried over MgSO₄ and concentrated to obtain a semicrystalline product.

Step 2): To a solution of TiCl₄ (18.2 ml, 0.165 mol) in CH₂Cl₂ (600 ml) at 0°C, was added titanium isopropoxide (16.5 ml, 0.055 mol). After 15 min, the product of Step 1 (49.0 g, 0.17 mol) was added as a solution in CH₂Cl₂ (100 ml). After 5 min., diisopropylethylamine (DIPEA) (65.2 ml, 0.37 mol) was added and the reaction mixture was stirred at 0°C for 1 h, the reaction mixture was cooled to -20°C, and 4-benzyloxybenzylidene(4-fluoro)aniline (114.3 g, 0.37 mol) was added as a solid. The reaction mixture was stirred vigorously for 4 h at -20°C, then acetic acid was added as a solution in CH₂Cl₂ dropwise over 15 min, the reaction mixture was allowed to warm to 0°C, and H₂SO₄ (2N) was added. The reaction mixture was stirred an additional 1 h, the layers were separated, washed with water, separated and the organic layer was dried. The crude product was crystallized from ethanol/water to obtain the pure intermediate.

Step 3): To a solution of the product of Step 2 (8.9 g, 14.9 mmol) in toluene (100 ml) at 50°C, was added N,O-bis(trimethylsilyl)acetamide (BSA) (7.50 ml, 30.3 mmol). After 0.5 h, solid TBAF (0.39 g, 1.5 mmol) was added and the reaction mixture stirred at 50°C for an additional 3 h. The reaction mixture was cooled to 22°C, CH₃OH (10 ml), was added. The reaction mixture was washed with HCl (1N), NaHCO₃ (1N) and NaCl (sat'd.), and the organic layer was dried over MgSO₄.

Step 4): To a solution of the product of Step 3 (0.94 g, 2.2 mmol) in CH₃OH (3 ml), was added water (1 ml) and LiOH·H₂O (102 mg, 2.4 mmole). The reaction mixture was stirred at 22°C for 1 h and then additional LiOH·H₂O (54 mg, 1.3 mmole) was added. After a total of 2 h, HCl (1N) and EtOAc was added, the layers

were separated, the organic layer was dried and concentrated in *vacuo*. To a solution of the resultant product (0.91 g, 2.2 mmol) in CH₂Cl₂ at 22°C, was added ClCOCOCl (0.29 ml, 3.3 mmol) and the mixture stirred for 16 h. The solvent was removed in *vacuo*.

5 Step 5): To an efficiently stirred suspension of 4-fluorophenylzinc chloride (4.4 mmol) prepared from 4-fluorophenylmagnesium bromide (1M in THF, 4.4 ml, 4.4 mmol) and ZnCl₂ (0.6 g, 4.4 mmol) at 4°C, was added tetrakis(triphenylphosphine)palladium (0.25 g, 0.21 mmol) followed by the product of Step 4 (0.94 g, 2.2 mmol) as a solution in THF (2 ml). The reaction was stirred for 1 h at 0°C and
10 then for 0.5 h at 22°C. HCl (1N, 5 ml) was added and the mixture was extracted with EtOAc. The organic layer was concentrated to an oil and purified by silica gel chromatography to obtain 1-(4-fluorophenyl)-4(S)-(4-hydroxyphenyl)-3(R)-(3-oxo-3-phenylpropyl)-2-azetidinone:

HRMS calc'd for C₂₄H₁₉F₂NO₃ = 408.1429, found 408.1411.

15 Step 6): To the product of Step 5 (0.95 g, 1.91 mmol) in THF (3 ml), was added (R)-tetrahydro-1-methyl-3,3-diphenyl-1H,3H-pyrrolo-[1,2-c][1,3,2]oxazaborole (120 mg, 0.43 mmol) and the mixture was cooled to -20°C. After 5 min, borohydride-dimethylsulfide complex (2M in THF, 0.85 ml, 1.7 mmol) was added dropwise over 0.5 h. After a total of 1.5 h, CH₃OH was added followed by
20 HCl (1 N) and the reaction mixture was extracted with EtOAc to obtain 1-(4-fluorophenyl)-3(R)-[3(S)-(4-fluorophenyl)-3-hydroxypropyl]-4(S)-[4-(phenylmethoxy)phenyl]-2-azetidinone (compound 6A-1) as an oil. ¹H in CDCl₃ d H₃ = 4.68. J = 2.3 Hz. CI (M⁺H) 500.

25 Use of (S)-tetra-hydro-1-methyl-3,3-diphenyl-1H,3H-pyrrolo-[1,2-c][1,3,2]oxazaborole gives the corresponding 3(R)-hydroxypropyl azetidinone (compound 6B-1). ¹H in CDCl₃ d H₃ = 4.69. J = 2.3 Hz. CI (M⁺H) 500.

To a solution of compound 6A-1 (0.4 g, 0.8 mmol) in ethanol (2 ml), was added 10% Pd/C (0.03 g) and the reaction mixture was stirred under a pressure (60 psi) of H₂ gas for 16 h. The reaction mixture was filtered and the solvent was
30 concentrated to obtain compound 6A. Mp 164-166°C; CI (M⁺H) 410.

$[\alpha]_D^{25} = -28.1^\circ$ (c 3, CH₃OH) . Elemental analysis calc'd for C₂₄H₂₁F₂NO₃: C 70.41; H 5.17; N 3.42; found C 70.25; H 5.19; N 3.54.

Similarly treat compound 6B-1 to obtain compound 6B.

Mp 129.5-132.5°C; CI (M⁺H) 410. Elemental analysis calc'd for C₂₄H₂₁F₂NO₃:
5 C 70.41; H 5.17; N 3.42; found C 70.30; H 5.14; N 3.52.

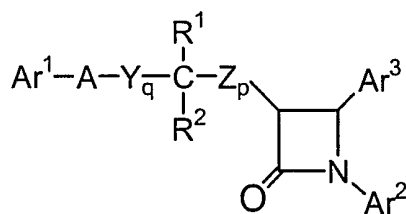
Step 6' (Alternative): To a solution of the product of Step 5 (0.14 g, 0.3 mmol) in ethanol (2 ml), was added 10% Pd/C (0.03 g) and the reaction was stirred under a pressure (60 psi) of H₂ gas for 16 h. The reaction mixture was filtered and the solvent was concentrated to afford a 1:1 mixture of compounds 6A and 6B.

10 It will be appreciated by those skilled in the art that changes could be made to the embodiments described above without departing from the broad inventive concept thereof. It is understood, therefore, that this invention is not limited to the particular embodiments disclosed, but it is intended to cover modifications which are within the spirit and scope of the invention, as defined by the appended claims.

Therefore, I claim:

1. A method of treating or preventing sitosterolemia, comprising administering to a mammal in need of such treatment an effective amount of at least one sterol absorption inhibitor, or pharmaceutically acceptable salt or solvate of the least one sterol absorption inhibitor, or prodrug of the at least one sterol absorption inhibitor or pharmaceutically acceptable salt or solvate of the least one sterol absorption inhibitor, or mixture thereof.

2. The method of claim 1, wherein the at least one sterol absorption inhibitor is represented by Formula (I):



(I)

or isomers thereof, or pharmaceutically acceptable salts or solvates of the compounds of Formula (I) or of the isomers thereof, or prodrugs of the compounds of Formula (I) or of the isomers, salts or solvates thereof, wherein:

Ar¹ is R³-substituted aryl;

Ar² is R⁴-substituted aryl;

Ar³ is R⁵-substituted aryl;

Y and Z are independently selected from the group consisting of -CH₂-, -CH(lower alkyl)- and -C(dilower alkyl)-;

A is -O-, -S-, -S(O)- or -S(O)₂-;

R¹ is selected from the group consisting of -OR⁶, -O(CO)R⁶, -O(CO)OR⁹ and -O(CO)NR⁶R⁷;

R² is selected from the group consisting of hydrogen, lower alkyl and aryl; or R¹ and R² together are =O;

q is 1, 2 or 3;

p is 0, 1, 2, 3 or 4;

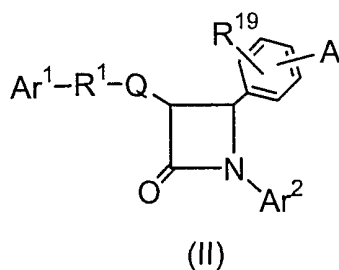
R⁵ is 1-3 substituents independently selected from the group consisting of -OR⁶, -O(CO)R⁶, -O(CO)OR⁹, -O(CH₂)₁₋₅OR⁹, -O(CO)NR⁶R⁷, -NR⁶R⁷, -NR⁶(CO)R⁷, -NR⁶(CO)OR⁹, -NR⁶(CO)NR⁷R⁸, -NR⁶SO₂-lower alkyl, -NR⁶SO₂-aryl, -CONR⁶R⁷, -COR⁶, -SO₂NR⁶R⁷, S(O)₀₋₂-alkyl, S(O)₀₋₂-aryl,
 5 -O(CH₂)₁₋₁₀-COOR⁶, -O(CH₂)₁₋₁₀CONR⁶R⁷, o-halogeno, m-halogeno, o-lower alkyl, m-lower alkyl, -(lower alkylene)-COOR⁶, and -CH=CH-COOR⁶;

R³ and R⁴ are independently 1-3 substituents independently selected from the group consisting of R⁵, hydrogen, p-lower alkyl, aryl, -NO₂, -CF₃ and p-halogeno;

10 R⁶, R⁷ and R⁸ are independently selected from the group consisting of hydrogen, lower alkyl, aryl and aryl-substituted lower alkyl; and

R⁹ is lower alkyl, aryl or aryl-substituted lower alkyl.

3. The method of claim 1, wherein the at least one sterol absorption
 15 inhibitor is represented by Formula (II):



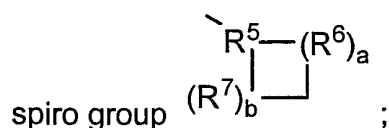
or isomers thereof, or pharmaceutically acceptable salts or solvates of the
 20 compounds of Formula (II) or of the isomers thereof, or prodrugs of the compounds of Formula (II) or of the isomers, salts or solvates thereof, wherein:

A is selected from the group consisting of R²-substituted heterocycloalkyl, R²-substituted heteroaryl, R²-substituted benzofused heterocycloalkyl, and R²-substituted benzofused heteroaryl;

25 Ar¹ is aryl or R³-substituted aryl;

Ar² is aryl or R⁴-substituted aryl;

Q is a bond or, with the 3-position ring carbon of the azetidinone, forms the



R¹ is selected from the group consisting of

-(CH₂)_q-, wherein q is 2-6, provided that when Q forms a spiro ring, q

5 can also be zero or 1;

-(CH₂)_e-G-(CH₂)_r-, wherein G is -O-, -C(O)-, phenylene, -NR⁸- or

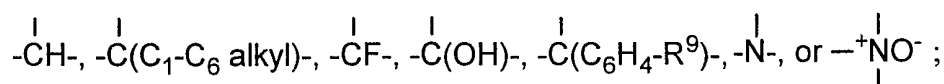
-S(O)_{0-2-e} is 0-5 and r is 0-5, provided that the sum of e and r is 1-6;

-(C₂-C₆ alkenylene)-; and

-(CH₂)_f-V-(CH₂)_g-, wherein V is C₃-C₆ cycloalkylene, f is 1-5 and g is

10 0-5, provided that the sum of f and g is 1-6;

R⁵ is



R⁶ and R⁷ are independently selected from the group consisting of -CH₂-,

-CH(C₁-C₆ alkyl)-, -C(di-(C₁-C₆) alkyl)-, -CH=CH- and -C(C₁-C₆ alkyl)=CH-; or R⁵

15 together with an adjacent R⁶, or R⁵ together with an adjacent R⁷, form a -CH=CH- or a -CH=C(C₁-C₆ alkyl)- group;

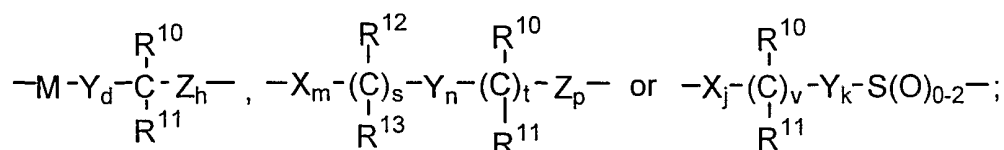
a and b are independently 0, 1, 2 or 3, provided both are not zero; provided

that when R⁶ is -CH=CH- or -C(C₁-C₆ alkyl)=CH-, a is 1; provided that when R⁷ is

-CH=CH- or -C(C₁-C₆ alkyl)=CH-, b is 1; provided that when a is 2 or 3, the R⁶'s

20 can be the same or different; and provided that when b is 2 or 3, the R⁷'s can be the same or different;

and when Q is a bond, R¹ also can be:



M is -O-, -S-, -S(O)- or -S(O)₂-;

25 X, Y and Z are independently selected from the group consisting of -CH₂-,

-CH(C₁-C₆ alkyl)- and -C(di-(C₁-C₆) alkyl);

R¹⁰ and R¹² are independently selected from the group consisting of -OR¹⁴, -O(CO)R¹⁴, -O(CO)OR¹⁶ and -O(CO)NR¹⁴R¹⁵;

R¹¹ and R¹³ are independently selected from the group consisting of
 5 hydrogen, (C₁-C₆)alkyl and aryl; or R¹⁰ and R¹¹ together are =O, or

R¹² and R¹³ together are =O;

d is 1, 2 or 3;

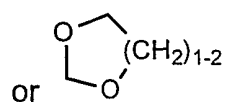
h is 0, 1, 2, 3 or 4;

s is 0 or 1; t is 0 or 1; m, n and p are independently 0-4; provided that at
 10 least one of s and t is 1, and the sum of m, n, p, s and t is 1-6; provided that when p is 0 and t is 1, the sum of m, s and n is 1-5; and provided that when p is 0 and s is 1, the sum of m, t and n is 1-5;

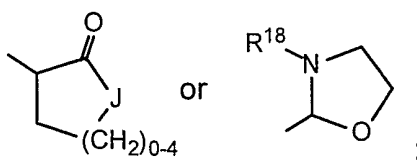
v is 0 or 1;

j and k are independently 1-5, provided that the sum of j, k and v is 1-5;

15 R² is 1-3 substituents on the ring carbon atoms selected from the group consisting of hydrogen, (C₁-C₁₀)alkyl, (C₂-C₁₀)alkenyl, (C₂-C₁₀)alkynyl, (C₃-C₆)cycloalkyl, (C₃-C₆)cycloalkenyl, R¹⁷-substituted aryl, R¹⁷-substituted benzyl, R¹⁷-substituted benzyloxy, R¹⁷-substituted aryloxy, halogeno, -NR¹⁴R¹⁵, NR¹⁴R¹⁵(C₁-C₆ alkylene)-, NR¹⁴R¹⁵C(O)(C₁-C₆ alkylene)-, -NHC(O)R¹⁶, OH,
 20 C₁-C₆ alkoxy, -OC(O)R¹⁶, -COR¹⁴, hydroxy(C₁-C₆)alkyl, (C₁-C₆)alkoxy(C₁-C₆)alkyl, NO₂, -S(O)₀₋₂R¹⁶, -SO₂NR¹⁴R¹⁵ and -(C₁-C₆ alkylene)COOR¹⁴;
 when R² is a substituent on a heterocycloalkyl ring, R² is as defined, or is =O



; and, where R² is a substituent on a substitutable ring nitrogen, it is hydrogen, (C₁-C₆)alkyl, aryl, (C₁-C₆)alkoxy, aryloxy, (C₁-C₆)alkylcarbonyl,
 25 arylcarbonyl, hydroxy, -(CH₂)₁₋₆CONR¹⁸R¹⁸,



wherein J is -O-, -NH-, -NR¹⁸- or -CH₂-;

R³ and R⁴ are independently selected from the group consisting of 1-3 substituents independently selected from the group consisting of (C₁-C₆)alkyl, -OR¹⁴, -O(CO)R¹⁴, -O(CO)OR¹⁶, -O(CH₂)₁₋₅OR¹⁴, -O(CO)NR¹⁴R¹⁵, -NR¹⁴R¹⁵, -NR¹⁴(CO)R¹⁵, -NR¹⁴(CO)OR¹⁶, -NR¹⁴(CO)NR¹⁵R¹⁹,
 5 -NR¹⁴SO₂R¹⁶, -COOR¹⁴, -CONR¹⁴R¹⁵, -COR¹⁴, -SO₂NR¹⁴R¹⁵, S(O)₀₋₂R¹⁶, -O(CH₂)₁₋₁₀-COOR¹⁴, -O(CH₂)₁₋₁₀CONR¹⁴R¹⁵, -(C₁-C₆ alkylene)-COOR¹⁴, -CH=CH-COOR¹⁴, -CF₃, -CN, -NO₂ and halogen;

R⁸ is hydrogen, (C₁-C₆)alkyl, aryl (C₁-C₆)alkyl, -C(O)R¹⁴ or -COOR¹⁴;

R⁹ and R¹⁷ are independently 1-3 groups independently selected from the
 10 group consisting of hydrogen, (C₁-C₆)alkyl, (C₁-C₆)alkoxy, -COOH, NO₂, -NR¹⁴R¹⁵, OH and halogeno;

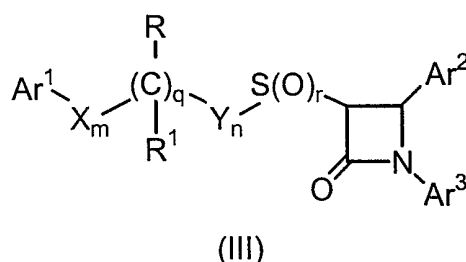
R¹⁴ and R¹⁵ are independently selected from the group consisting of hydrogen, (C₁-C₆)alkyl, aryl and aryl-substituted (C₁-C₆)alkyl;

R¹⁶ is (C₁-C₆)alkyl, aryl or R¹⁷-substituted aryl;

15 R¹⁸ is hydrogen or (C₁-C₆)alkyl; and

R¹⁹ is hydrogen, hydroxy or (C₁-C₆)alkoxy.

4. The method of claim 1, wherein the at least one sterol absorption inhibitor is represented by Formula (III):



or isomers thereof, or pharmaceutically acceptable salts or solvates of the compounds of Formula (III) or of the isomers thereof, or prodrugs of the compounds of Formula (III) or of the isomers, salts or solvates thereof, wherein:

25 Ar¹ is aryl, R¹⁰-substituted aryl or heteroaryl;

Ar² is aryl or R⁴-substituted aryl;

Ar³ is aryl or R⁵-substituted aryl;

X and Y are independently selected from the group consisting of -CH₂-,
-CH(lower alkyl)- and -C(dilower alkyl)-;

R is -OR⁶, -O(CO)R⁶, -O(CO)OR⁹ or -O(CO)NR⁶R⁷;

R¹ is hydrogen, lower alkyl or aryl; or R and R¹ together are =O;

5 q is 0 or 1;

r is 0, 1 or 2;

m and n are independently 0, 1, 2, 3, 4 or 5; provided that the sum of m, n
and q is 1, 2, 3, 4 or 5;

10 R⁴ is 1-5 substituents independently selected from the group consisting of
lower alkyl, -OR⁶, -O(CO)R⁶, -O(CO)OR⁹, -O(CH₂)₁₋₅OR⁶, -O(CO)NR⁶R⁷,
-NR⁶R⁷, -NR⁶(CO)R⁷, -NR⁶(CO)OR⁹, -NR⁶(CO)NR⁷R⁸, -NR⁶SO₂R⁹, -COOR⁶,
-CONR⁶R⁷, -COR⁶, -SO₂NR⁶R⁷, S(O)₀₋₂R⁹, -O(CH₂)₁₋₁₀-COOR⁶,
-O(CH₂)₁₋₁₀CONR⁶R⁷, -(lower alkylene)COOR⁶ and -CH=CH-COOR⁶;

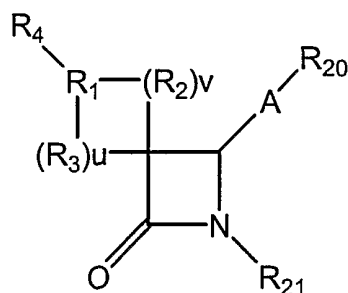
15 R⁵ is 1-5 substituents independently selected from the group consisting of
-OR⁶, -O(CO)R⁶, -O(CO)OR⁹, -O(CH₂)₁₋₅OR⁶, -O(CO)NR⁶R⁷, -NR⁶R⁷,
-NR⁶(CO)R⁷, -NR⁶(CO)OR⁹, -NR⁶(CO)NR⁷R⁸, -NR⁶SO₂R⁹, -COOR⁶,
-CONR⁶R⁷, -COR⁶, -SO₂NR⁶R⁷, S(O)₀₋₂R⁹, -O(CH₂)₁₋₁₀-COOR⁶,
-O(CH₂)₁₋₁₀CONR⁶R⁷, -CF₃, -CN, -NO₂, halogen, -(lower alkylene)COOR⁶ and
-CH=CH-COOR⁶;

20 R⁶, R⁷ and R⁸ are independently selected from the group consisting of
hydrogen, lower alkyl, aryl and aryl-substituted lower alkyl;

R⁹ is lower alkyl, aryl or aryl-substituted lower alkyl; and

25 R¹⁰ is 1-5 substituents independently selected from the group consisting of
lower alkyl, -OR⁶, -O(CO)R⁶, -O(CO)OR⁹, -O(CH₂)₁₋₅OR⁶, -O(CO)NR⁶R⁷,
-NR⁶R⁷, -NR⁶(CO)R⁷, -NR⁶(CO)OR⁹, -NR⁶(CO)NR⁷R⁸, -NR⁶SO₂R⁹, -COOR⁶,
-CONR⁶R⁷, -COR⁶, -SO₂NR⁶R⁷, S(O)₀₋₂R⁹, -O(CH₂)₁₋₁₀-COOR⁶,
-O(CH₂)₁₋₁₀CONR⁶R⁷, -CF₃, -CN, -NO₂ and halogen.

5. The method of claim 1, wherein the at least one sterol absorption inhibitor is represented by Formula (IV):



(IV)

or isomers thereof, or pharmaceutically acceptable salts or solvates of the compounds of Formula (IV) or of the isomers thereof, or prodrugs of the compounds of Formula (IV) or of the isomers, salts or solvates thereof, wherein:

R₁ is

-CH-, -C(lower alkyl)-, -CF-, -C(OH)-, -C(C₆H₅)-, -C(C₆H₄-R₁₅)-,

-N- or ⁺N⁺O⁻ ;

R₂ and R₃ are independently selected from the group consisting of:

-CH₂-, -CH(lower alkyl)-, -C(di-lower alkyl)-, -CH=CH- and -C(lower alkyl)=CH-; or

R₁ together with an adjacent R₂, or R₁ together with an adjacent R₃, form a -CH=CH- or a -CH=C(lower alkyl)- group;

u and v are independently 0, 1, 2 or 3, provided both are not zero; provided that when R₂ is -CH=CH- or -C(lower alkyl)=CH-, v is 1; provided that when R₃ is -CH=CH- or -C(lower alkyl)=CH-, u is 1; provided that when v is 2 or 3, the R₂'s can be the same or different; and provided that when u is 2 or 3, the R₃'s can be the same or different;

R₄ is selected from B-(CH₂)_mC(O)-, wherein m is 0, 1, 2, 3, 4 or 5;

B-(CH₂)_q-, wherein q is 0, 1, 2, 3, 4, 5 or 6;

B-(CH₂)_e-Z-(CH₂)_r-, wherein Z is -O-, -C(O)-, phenylene, -N(R₈)- or

-S(O)₀₋₂-, e is 0, 1, 2, 3, 4 or 5 and r is 0, 1, 2, 3, 4 or 5, provided that the sum of e and r is 0, 1, 2, 3, 4, 5 or 6;

B-(C₂-C₆ alkenylene)-;

B-(C₄-C₆ alkadienylene)-;

B-(CH₂)_t-Z-(C₂-C₆ alkenylene)-, wherein Z is as defined above, and wherein t is 0, 1, 2 or 3, provided that the sum of t and the number of carbon atoms in the alkenylene chain is 2, 3, 4, 5 or 6;

B-(CH₂)_f-V-(CH₂)_g-, wherein V is C₃-C₆ cycloalkylene, f is 1, 2, 3, 4 or 5 and g is 0, 1, 2, 3, 4 or 5, provided that the sum of f and g is 1, 2, 3, 4, 5 or 6;

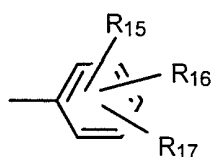
B-(CH₂)_t-V-(C₂-C₆ alkenylene)- or

B-(C₂-C₆ alkenylene)-V-(CH₂)_t-, wherein V and t are as defined above, provided that the sum of t and the number of carbon atoms in the alkenylene chain is 2, 3, 4, 5 or 6;

B-(CH₂)_a-Z-(CH₂)_b-V-(CH₂)_d-, wherein Z and V are as defined above and a, b and d are independently 0, 1, 2, 3, 4, 5 or 6, provided that the sum of a, b and d is 0, 1, 2, 3, 4, 5 or 6; or T-(CH₂)_s-, wherein T is cycloalkyl of 3-6 carbon atoms and s is 0, 1, 2, 3, 4, 5 or 6; or

R₁ and R₄ together form the group $\text{B}-\text{CH}=\overset{\text{I}}{\text{C}}-$;

B is selected from indanyl, indenyl, naphthyl, tetrahydronaphthyl, heteroaryl or W-substituted heteroaryl, wherein heteroaryl is selected from the group consisting of pyrrolyl, pyridinyl, pyrimidinyl, pyrazinyl, triazinyl, imidazolyl, thiazolyl, pyrazolyl, thienyl, oxazolyl and furanyl, and for nitrogen-containing heteroaryls, the N-oxides thereof, or



W is 1 to 3 substituents independently selected from the group consisting of lower alkyl, hydroxy lower alkyl, lower alkoxy, alkoxyalkyl, alkoxyalkoxy, alkoxycarbonylalkoxy, (lower alkoxyimino)-lower alkyl, lower alkanedioyl, lower alkyl lower alkanedioyl, allyloxy, -CF₃, -OCF₃, benzyl, R₇-benzyl, benzyloxy, R₇-benzyloxy, phenoxy, R₇-phenoxy, dioxolanyl, NO₂-, N(R₈)(R₉), N(R₈)(R₉)-lower alkylene-, N(R₈)(R₉)-lower alkyleneoxy-, OH, halogeno, -CN, -N₃, -NHC(O)OR₁₀, -NHC(O)R₁₀, R₁₁O₂SNH-, (R₁₁O₂S)₂N-, -S(O)₂NH₂, -S(O)₀₋₂R₈, tert-butyldimethyl-silyloxymethyl, -C(O)R₁₂, -COOR₁₉, -CON(R₈)(R₉), -CH=CHC(O)R₁₂, -lower alkylene-C(O)R₁₂, R₁₀C(O)(lower alkyleneoxy)-,

$N(R_8)(R_9)C(O)(\text{lower alkyleneoxy})-$ and $-\text{CH}_2-\text{N} \begin{array}{c} \diagup \quad \diagdown \\ \text{ } \end{array} \text{R}_{13}$ for substitution on ring carbon atoms,

and the substituents on the substituted heteroaryl ring nitrogen atoms, when present, are selected from the group consisting of lower alkyl, lower alkoxy, $-\text{C(O)OR}_{10}$, $-\text{C(O)R}_{10}$, OH, $N(R_8)(R_9)$ -lower alkylene-, $N(R_8)(R_9)$ -lower alkyleneoxy-, $-\text{S(O)}_2\text{NH}_2$ and 2-(trimethylsilyl)-ethoxymethyl;

R₇ is 1-3 groups independently selected from the group consisting of lower alkyl, lower alkoxy, $-\text{COOH}$, NO_2 , $-\text{N(R}_8)(\text{R}_9)$, OH, and halogeno;

R₈ and R₉ are independently selected from H or lower alkyl;

R₁₀ is selected from lower alkyl, phenyl, R₇-phenyl, benzyl or R₇-benzyl;

R₁₁ is selected from OH, lower alkyl, phenyl, benzyl, R₇-phenyl or R₇-benzyl;

R₁₂ is selected from H, OH, alkoxy, phenoxy, benzyloxy,

$-\text{N} \begin{array}{c} \diagup \quad \diagdown \\ \text{ } \end{array} \text{R}_{13}$, $-\text{N(R}_8)(\text{R}_9)$, lower alkyl, phenyl or R₇-phenyl;

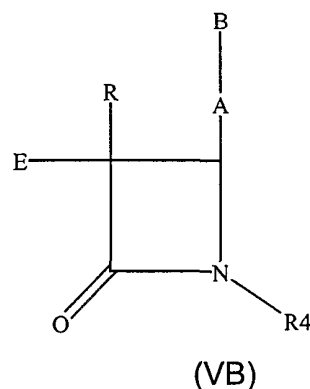
R₁₃ is selected from $-\text{O}-$, $-\text{CH}_2-$, $-\text{NH}-$, $-\text{N(lower alkyl)-}$ or $-\text{NC(O)R}_{19}$;

R₁₅, R₁₆ and R₁₇ are independently selected from the group consisting of H and the groups defined for W; or R₁₅ is hydrogen and R₁₆ and R₁₇, together with adjacent carbon atoms to which they are attached, form a dioxolanyl ring;

R₁₉ is H, lower alkyl, phenyl or phenyl lower alkyl; and

R₂₀ and R₂₁ are independently selected from the group consisting of phenyl, W-substituted phenyl, naphthyl, W-substituted naphthyl, indanyl, indenyl, tetrahydronaphthyl, benzodioxolyl, heteroaryl, W-substituted heteroaryl, benzofused heteroaryl, W-substituted benzofused heteroaryl and cyclopropyl, wherein heteroaryl is as defined above.

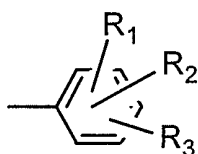
6. The method of claim 1, wherein the at least one sterol absorption inhibitor is represented by Formula (VA) or Formula (VB):



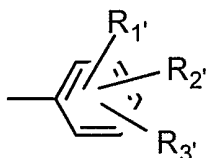
or isomers thereof, or pharmaceutically acceptable salts or solvates of the compounds of Formula (VA) or (VB) or of the isomers thereof, or prodrugs of the compounds of Formula (VA) or (VB) or of the isomers, salts or solvates thereof, wherein:

A is $-\text{CH}=\text{CH}-$, $-\text{C}\equiv\text{C}-$ or $-(\text{CH}_2)_p-$ wherein p is 0, 1 or 2;

B is



B' is




D is $-(\text{CH}_2)_m\text{C}(\text{O})-$ or $-(\text{CH}_2)_q-$ wherein m is 1, 2, 3 or 4 and q is 2, 3 or 4;

E is C_{10} to C_{20} alkyl or $-\text{C}(\text{O})-(\text{C}_9 \text{ to } \text{C}_{19})\text{-alkyl}$, wherein the alkyl is straight or branched, saturated or containing one or more double bonds;

R is hydrogen, $\text{C}_1\text{-C}_{15}$ alkyl, straight or branched, saturated or containing one or more double bonds, or $\text{B}-(\text{CH}_2)_r-$, wherein r is 0, 1, 2, or 3;

R_1 , R_2 , R_3 , R_1' , R_2' , and R_3' are independently selected from the group consisting of hydrogen, lower alkyl, lower alkoxy, carboxy, NO_2 , NH_2 , OH, halogeno, lower alkylamino, dilower alkylamino, $-\text{NHC}(\text{O})\text{OR}_5$, $\text{R}_6\text{O}_2\text{SNH}-$ and $-\text{S}(\text{O})_2\text{NH}_2$;

R_4 is



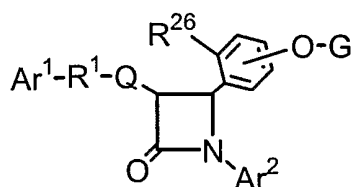
wherein n is 0, 1, 2 or 3;

R₅ is lower alkyl; and

R₆ is OH, lower alkyl, phenyl, benzyl or substituted phenyl,

wherein the substituents are 1-3 groups independently selected from the group consisting of lower alkyl, lower alkoxy, carboxy, NO₂, NH₂, OH, halogeno, lower alkylamino and dilower alkylamino.

7. The method of claim 1, wherein the at least one sterol absorption inhibitor is represented by Formula (VI):

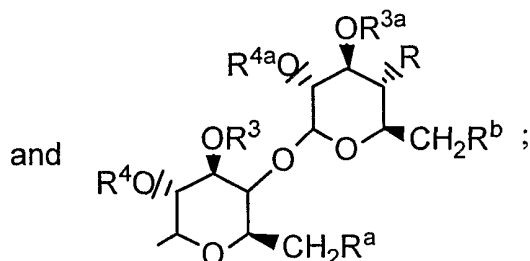
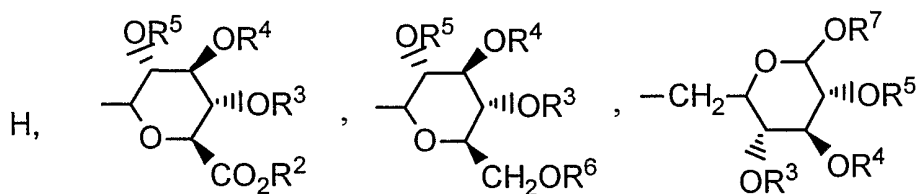


(VI)

or isomers thereof, or pharmaceutically acceptable salts or solvates of the compounds of Formula (VI) or of the isomers thereof, or prodrugs of the compounds of Formula (VI) or of the isomers, salts or solvates thereof, wherein:

R²⁶ is H or OG¹;

G and G¹ are independently selected from the group consisting of



provided that when R²⁶ is H or

OH, G is not H;

R, R^a and R^b are independently selected from the group consisting of H, -OH, halogeno, -NH₂, azido, (C₁-C₆)alkoxy(C₁-C₆)-alkoxy and -W-R³⁰;

wherein W is independently selected from the group consisting of -NH-C(O),
-O-C(O)-, -O-C(O)-N(R³¹)-, -NH-C(O)-N(R³¹)- and -O-C(S)-N(R³¹)-;

R² and R⁶ are independently selected from the group consisting of H,
(C₁-C₆)alkyl, aryl and aryl(C₁-C₆)alkyl;

5 R³, R⁴, R⁵, R⁷, R^{3a} and R^{4a} are independently selected from the group
consisting of H, (C₁-C₆)alkyl, aryl(C₁-C₆)alkyl, -C(O)(C₁-C₆)alkyl and -C(O)aryl;

R³⁰ is selected from the group consisting of R³²-substituted T,
R³²-substituted-T-(C₁-C₆)alkyl, R³²-substituted-(C₂-C₄)alkenyl,
R³²-substituted-(C₁-C₆)alkyl, R³²-substituted-(C₃-C₇)cycloalkyl and

10 R³²-substituted-(C₃-C₇)cycloalkyl(C₁-C₆)alkyl;

R³¹ is selected from the group consisting of H and (C₁-C₄)alkyl;

T is selected from the group consisting of phenyl, furyl, thienyl, pyrrolyl,
oxazolyl, isoxazolyl, thiazolyl, isothiazolyl, benzothiazolyl, thiadiazolyl, pyrazolyl,
imidazolyl and pyridyl;

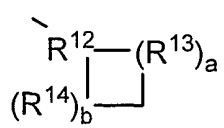
15 R³² is independently selected from 1-3 substituents independently selected
from the group consisting of halogeno, (C₁-C₄)alkyl, -OH, phenoxy, -CF₃, -NO₂,
(C₁-C₄)alkoxy, methylenedioxy, oxo, (C₁-C₄)alkylsulfanyl, (C₁-C₄)alkylsulfinyl,
(C₁-C₄)alkylsulfonyl, -N(CH₃)₂, -C(O)-NH(C₁-C₄)alkyl, -C(O)-N((C₁-C₄)alkyl)₂,
-C(O)-(C₁-C₄)alkyl, -C(O)-(C₁-C₄)alkoxy and pyrrolidinylcarbonyl; or

20 R³² is a covalent bond and R³¹, the nitrogen to which it is attached and R³²
form a pyrrolidinyl, piperidinyl, N-methyl-piperazinyl, indolinyI or morpholinyI group,
or a (C₁-C₄)alkoxycarbonyl-substituted pyrrolidinyl, piperidinyl, N-
methylpiperazinyl, indolinyI or morpholinyI group;

Ar¹ is aryl or R¹⁰-substituted aryl;

25 Ar² is aryl or R¹¹-substituted aryl;

Q is a bond or, with the 3-position ring carbon of the azetidinone,

forms the spiro group ; and

R¹ is selected from the group consisting of:

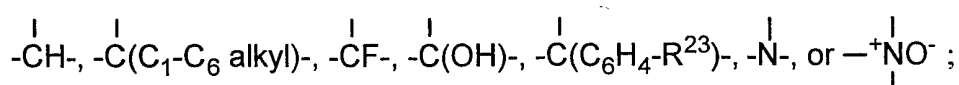
-(CH₂)_q-, wherein q is 2-6, provided that when Q forms a spiro ring, q can also be zero or 1;

-(CH₂)_e-E-(CH₂)_r-, wherein E is -O-, -C(O)-, phenylene, -NR²²- or -S(O)₀₋₂-, e is 0-5 and r is 0-5, provided that the sum of e and r is 1-6;

5 -(C₂-C₆)alkenylene-; and

-(CH₂)_f-V-(CH₂)_g-, wherein V is C₃-C₆ cycloalkylene, f is 1-5 and g is 0-5, provided that the sum of f and g is 1-6;

R¹² is



10 R¹³ and R¹⁴ are independently selected from the group consisting of -CH₂-, -CH(C₁-C₆ alkyl)-, -C(di-(C₁-C₆) alkyl)-, -CH=CH- and -C(C₁-C₆ alkyl)=CH-; or R¹² together with an adjacent R¹³, or R¹² together with an adjacent R¹⁴, form a -CH=CH- or a -CH=C(C₁-C₆ alkyl)- group;

a and b are independently 0, 1, 2 or 3, provided both are not zero;

15 provided that when R¹³ is -CH=CH- or -C(C₁-C₆ alkyl)=CH-, a is 1;

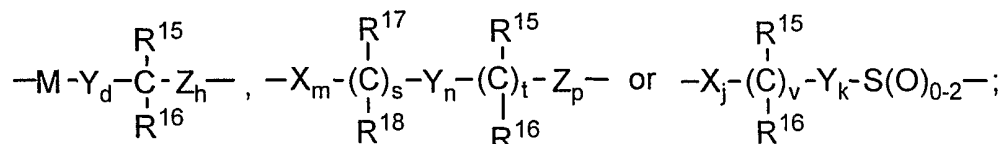
provided that when R¹⁴ is -CH=CH- or -C(C₁-C₆ alkyl)=CH-, b is 1;

provided that when a is 2 or 3, the R¹³'s can be the same or different;

and

provided that when b is 2 or 3, the R¹⁴'s can be the same or different;

20 and when Q is a bond, R¹ also can be:



M is -O-, -S-, -S(O)- or -S(O)₂-;

X, Y and Z are independently selected from the group consisting of -CH₂-,

25 -CH(C₁-C₆)alkyl- and -C(di-(C₁-C₆)alkyl);

R¹⁰ and R¹¹ are independently selected from the group consisting of 1-3

substituents independently selected from the group consisting of (C₁-C₆)alkyl,

-OR¹⁹, -O(CO)R¹⁹, -O(CO)OR²¹, -O(CH₂)₁₋₅OR¹⁹, -O(CO)NR¹⁹R²⁰,
 -NR¹⁹R²⁰, -NR¹⁹(CO)R²⁰, -NR¹⁹(CO)OR²¹, -NR¹⁹(CO)NR²⁰R²⁵,
 -NR¹⁹SO₂R²¹, -COOR¹⁹, -CONR¹⁹R²⁰, -COR¹⁹, -SO₂NR¹⁹R²⁰, S(O)₀₋₂R²¹,
 -O(CH₂)₁₋₁₀-COOR¹⁹, -O(CH₂)₁₋₁₀CONR¹⁹R²⁰, -(C₁-C₆ alkylene)-COOR¹⁹,
 5 -CH=CH-COOR¹⁹, -CF₃, -CN, -NO₂ and halogen;

R¹⁵ and R¹⁷ are independently selected from the group consisting of
 -OR¹⁹, -O(CO)R¹⁹, -O(CO)OR²¹ and -O(CO)NR¹⁹R²⁰;

R¹⁶ and R¹⁸ are independently selected from the group consisting of H,
 (C₁-C₆)alkyl and aryl; or R¹⁵ and R¹⁶ together are =O, or R¹⁷ and R¹⁸ together
 10 are =O;

d is 1, 2 or 3;

h is 0, 1, 2, 3 or 4;

s is 0 or 1; t is 0 or 1; m, n and p are independently 0-4; provided that at
 least one of s and t is 1, and the sum of m, n, p, s and t is 1-6; provided that when
 15 p is 0 and t is 1, the sum of m, s and n is 1-5; and provided that when p is 0 and s
 is 1, the sum of m, t and n is 1-5;

v is 0 or 1;

j and k are independently 1-5, provided that the sum of j, k and v is 1-5;

and when Q is a bond and R¹ is
$$\begin{array}{c} \text{R}^{15} \\ | \\ -\text{X}_j-(\text{C})_v-\text{Y}_k-\text{S}(\text{O})_{0-2}- \\ | \\ \text{R}^{16} \end{array},$$

20 Ar¹ can also be pyridyl, isoxazolyl, furanyl, pyrrolyl, thienyl, imidazolyl, pyrazolyl,
 thiazolyl, pyrazinyl, pyrimidinyl or pyridazinyl;

R¹⁹ and R²⁰ are independently selected from the group consisting of H,
 (C₁-C₆)alkyl, aryl and aryl-substituted (C₁-C₆)alkyl;

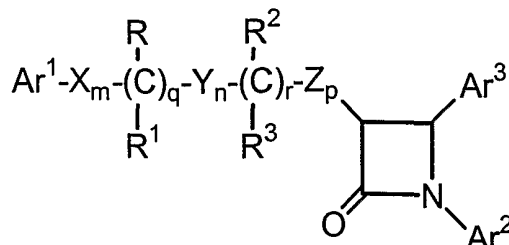
R²¹ is (C₁-C₆)alkyl, aryl or R²⁴-substituted aryl;

25 R²² is H, (C₁-C₆)alkyl, aryl (C₁-C₆)alkyl, -C(O)R¹⁹ or -COOR¹⁹;

R²³ and R²⁴ are independently 1-3 groups independently selected from the
 group consisting of H, (C₁-C₆)alkyl, (C₁-C₆)alkoxy, -COOH, NO₂, -NR¹⁹R²⁰, -OH
 and halogeno; and

R²⁵ is H, -OH or (C₁-C₆)alkoxy.

8. The method of claim 1, wherein the at least one sterol absorption inhibitor is represented by Formula (VII):



(VII)

or isomers thereof, or pharmaceutically acceptable salts or solvates of the compounds of Formula (VII) or of the isomers thereof, or prodrugs of the compounds of Formula (VII) or of the isomers, salts or solvates thereof, wherein:

Ar¹ and Ar² are independently selected from the group consisting of aryl and R⁴-substituted aryl;

Ar³ is aryl or R⁵-substituted aryl;

X, Y and Z are independently selected from the group consisting of -CH₂-, -CH(lower alkyl)- and -C(dilower alkyl)-;

R and R² are independently selected from the group consisting of -OR⁶, -O(CO)R⁶, -O(CO)OR⁹ and -O(CO)NR⁶R⁷;

R¹ and R³ are independently selected from the group consisting of hydrogen, lower alkyl and aryl;

q is 0 or 1;

r is 0 or 1;

m, n and p are independently 0, 1, 2, 3 or 4;

provided that at least one of q and r is 1, and the sum of m, n, p, q and r is 1, 2, 3, 4, 5 or 6; and

provided that when p is 0 and r is 1, the sum of m, q and n is 1, 2, 3, 4

or 5;

R⁴ is 1-5 substituents independently selected from the group consisting of lower alkyl, -OR⁶, -O(CO)R⁶, -O(CO)OR⁹, -O(CH₂)₁₋₅OR⁶, -O(CO)NR⁶R⁷, -NR⁶R⁷, -NR⁶(CO)R⁷, -NR⁶(CO)OR⁹, -NR⁶(CO)NR⁷R⁸, -NR⁶SO₂R⁹, -COOR⁶,

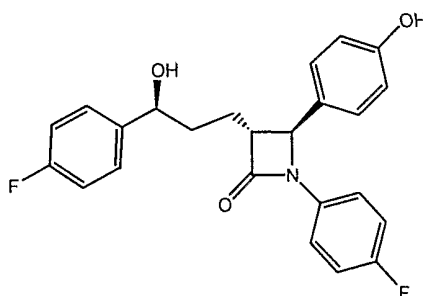
-CONR⁶R⁷, -COR⁶, -SO₂NR⁶R⁷, -S(O)₀₋₂R⁹, -O(CH₂)₁₋₁₀-COOR⁶,
 -O(CH₂)₁₋₁₀CONR⁶R⁷, -(lower alkylene)COOR⁶, -CH=CH-COOR⁶, -CF₃, -CN,
 -NO₂ and halogen;

R⁵ is 1-5 substituents independently selected from the group consisting of -OR⁶,
 -O(CO)R⁶, -O(CO)OR⁹, -O(CH₂)₁₋₅OR⁶, -O(CO)NR⁶R⁷, -NR⁶R⁷, -NR⁶(CO)R⁷,
 -NR⁶(CO)OR⁹, -NR⁶(CO)NR⁷R⁸, -NR⁶SO₂R⁹, -COOR⁶, -CONR⁶R⁷, -COR⁶,
 -SO₂NR⁶R⁷, -S(O)₀₋₂R⁹, -O(CH₂)₁₋₁₀-COOR⁶, -O(CH₂)₁₋₁₀CONR⁶R⁷,
 -(lower alkylene)COOR⁶ and -CH=CH-COOR⁶;

R⁶, R⁷ and R⁸ are independently selected from the group consisting of
 hydrogen, lower alkyl, aryl and aryl-substituted lower alkyl; and

R⁹ is lower alkyl, aryl or aryl-substituted lower alkyl.

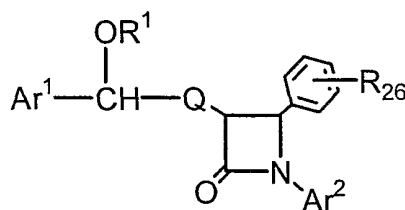
9. The method of claim 1, wherein the at least one sterol absorption inhibitor is represented by Formula (VIII):



(VIII)

or pharmaceutically acceptable salts or solvates of the compound of Formula (VIII)
 or prodrugs of the compound of Formula (VIII) or of the salts or solvates thereof.

10. The method of claim 1, wherein the at least one sterol absorption inhibitor is represented by Formula (IX):



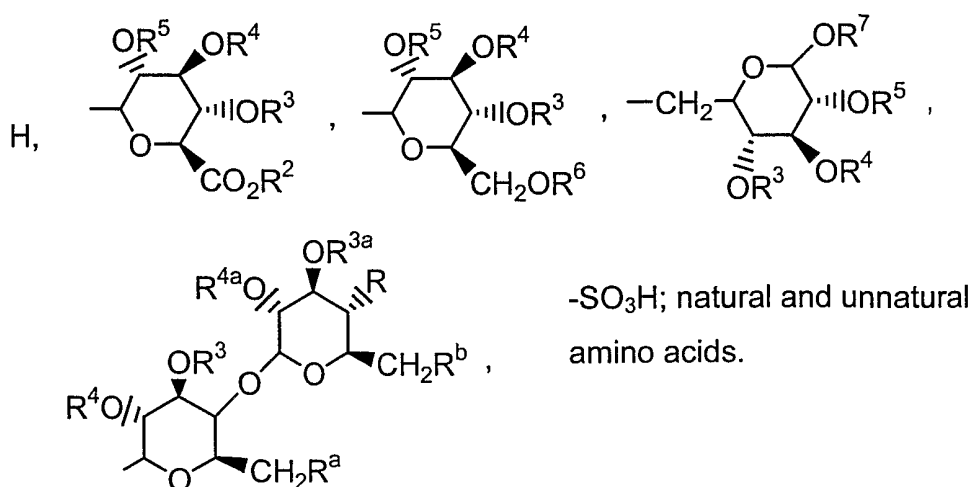
(IX)

or isomers thereof, or pharmaceutically acceptable salts or solvates of the compounds of Formula (IX) or of the isomers thereof, or prodrugs of the compounds of Formula (IX) or of the isomers, salts or solvates thereof, wherein:

R^{26} is selected from the group consisting of:

- a) OH;
- b) OCH_3 ;
- c) fluorine and
- d) chlorine.

R^1 is selected from the group consisting of



R , R^a and R^b are independently selected from the group consisting of H, -OH, halogeno, $-NH_2$, azido, (C1-C6)alkoxy(C1-C6)-alkoxy and $-W-R^{30}$;

W is independently selected from the group consisting of $-NH-C(O)-$, $-O-C(O)-$, $-O-C(O)-N(R^{31})-$, $-NH-C(O)-N(R^{31})-$ and $-O-C(S)-N(R^{31})-$;

R^2 and R^6 are independently selected from the group consisting of H, (C1-C6)alkyl, aryl and aryl(C1-C6)alkyl;

R^3 , R^4 , R^5 , R^7 , R^{3a} and R^{4a} are independently selected from the group consisting of H, (C1-C6)alkyl, aryl(C1-C6)alkyl, $-C(O)(C1-C6)alkyl$ and $-C(O)aryl$;

R^{30} is independently selected from the group consisting of

R^{32} -substituted T, R^{32} -substituted-T-(C1-C6)alkyl,

R^{32} -substituted-(C2-C4)alkenyl, R^{32} -substituted-(C1-C6)alkyl,

R³²-substituted-(C₃-C₇)cycloalkyl and R³²-substituted-(C₃-C₇)cycloalkyl(C₁-C₆)alkyl;

R³¹ is independently selected from the group consisting of H and (C₁-C₄)alkyl;

5 T is independently selected from the group consisting of phenyl, furyl, thienyl, pyrrolyl, oxazolyl, isoxazolyl, thiazolyl, iosthiazolyl, benzothiazolyl, thiadiazolyl, pyrazolyl, imidazolyl and pyridyl;

R³² is independently selected from 1-3 substituents independently selected from the group consisting of H, halogeno, (C₁-C₄)alkyl, -OH, phenoxy, -CF₃, -NO₂,
 10 (C₁-C₄)alkoxy, methylenedioxy, oxo, (C₁-C₄)alkylsulfanyl, (C₁-C₄)alkylsulfinyl, (C₁-C₄)alkylsulfonyl, -N(CH₃)₂, -C(O)-NH(C₁-C₄)alkyl, -C(O)-N((C₁-C₄)alkyl)₂, -C(O)-(C₁-C₄)alkyl, -C(O)-(C₁-C₄)alkoxy and pyrrolidinylcarbonyl; or R³² is a covalent bond and R³¹, the nitrogen to which it is attached and R³² form a pyrrolidinyl, piperidinyl, N-methyl-piperazinyl, indoliny or morpholiny group, or a
 15 (C₁-C₄)alkoxycarbonyl-substituted pyrrolidinyl, piperidinyl, N-methylpiperazinyl, indoliny or morpholiny group;

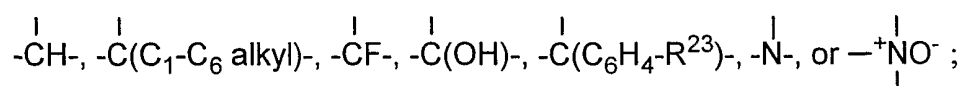
Ar¹ is aryl or R¹⁰-substituted aryl;

Ar² is aryl or R¹¹-substituted aryl;

Q is -(CH₂)_q-, wherein q is 2-6, or, with the 3-position ring carbon of the
 20 azetidinone,

forms the spiro group ;

R¹² is



R¹³ and R¹⁴ are independently selected from the group consisting of -CH₂-,
 25 -CH(C₁-C₆ alkyl)-, -C(di-(C₁-C₆) alkyl)-, -CH=CH- and -C(C₁-C₆ alkyl)=CH-; or R¹² together with an adjacent R¹³, or R¹² together with an adjacent R¹⁴, form a -CH=CH- or a -CH=C(C₁-C₆ alkyl)- group;

a and b are independently 0, 1, 2 or 3, provided both are not zero; provided that when R¹³ is -CH=CH- or -C(C₁-C₆ alkyl)=CH-, a is 1; provided that when R¹⁴ is -CH=CH- or -C(C₁-C₆ alkyl)=CH-, b is 1; provided that when a is 2 or 3, the R¹³'s can be the same or different; and provided that when b is 2 or 3, the R¹⁴'s can be the same or different;

R¹⁰ and R¹¹ are independently selected from the group consisting of 1-3 substituents independently selected from the group consisting of (C₁-C₆)alkyl, -OR¹⁹, -O(CO)R¹⁹, -O(CO)OR²¹, -O(CH₂)₁₋₅OR¹⁹, -O(CO)NR¹⁹R²⁰, -NR¹⁹R²⁰, -NR¹⁹(CO)R²⁰, -NR¹⁹(CO)OR²¹, -NR¹⁹(CO)NR²⁰R²⁵, -NR¹⁹SO₂R²¹, -COOR¹⁹, -CONR¹⁹R²⁰, -COR¹⁹, -SO₂NR¹⁹R²⁰, S(O)₀₋₂R²¹, -O(CH₂)₁₋₁₀-COOR¹⁹, -O(CH₂)₁₋₁₀CONR¹⁹R²⁰, -(C₁-C₆ alkylene)-COOR¹⁹, -CH=CH-COOR¹⁹, -CF₃, -CN, -NO₂ and halogen;

Ar¹ can also be pyridyl, isoxazolyl, furanyl, pyrrolyl, thienyl, imidazolyl, pyrazolyl, thiazolyl, pyrazinyl, pyrimidinyl or pyridazinyl;

R¹⁹ and R²⁰ are independently selected from the group consisting of H, (C₁-C₆)alkyl, aryl and aryl-substituted (C₁-C₆)alkyl;

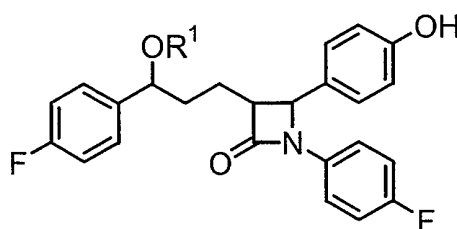
R²¹ is (C₁-C₆)alkyl, aryl or R²⁴-substituted aryl;

R²² is H, (C₁-C₆)alkyl, aryl (C₁-C₆)alkyl, -C(O)R¹⁹ or -COOR¹⁹;

R²³ and R²⁴ are independently 1-3 groups independently selected from the group consisting of H, (C₁-C₆)alkyl, (C₁-C₆)alkoxy, -COOH, NO₂, -NR¹⁹R²⁰, -OH and halogeno; and

R²⁵ is H, -OH or (C₁-C₆)alkoxy.

11. The method of claim 10, wherein the at least one sterol absorption inhibitor is represented by Formula (X):

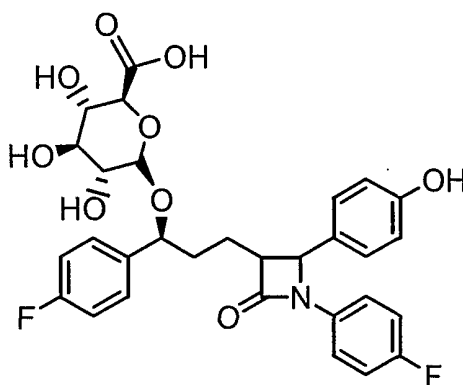


X

or isomers thereof, or pharmaceutically acceptable salts or solvates of the compounds of Formula (X) or of the isomers thereof, or prodrugs of the compounds of Formula (X) or of the isomers, salts or solvates thereof.

5

12. The method of claim 10, wherein the at least one sterol absorption inhibitor is represented by Formula (XI):



(XI)

10 or isomers thereof, or pharmaceutically acceptable salts or solvates of the compounds of Formula (XI) or of the isomers thereof, or prodrugs of the compounds of Formula (XI) or of the isomers, salts or solvates thereof.

13. The method according to claim 1, wherein the sterol absorption
15 inhibitor is administered to the mammal in an amount ranging from about 0.1 to
about 30 milligrams of sterol absorption inhibitor per kilogram of mammal body
weight per day.

14. The method according to claim 13, wherein the sterol absorption inhibitor is administered to the mammal in an amount ranging from about 0.1 to about 15 milligrams of sterol absorption inhibitor per kilogram of mammal body weight per day.

15. The method of claim 1, further comprising administering to the
25 mammal in need of such treatment an effective amount of at least one lipid
lowering agent in combination with the at least one sterol absorption inhibitor.

16. The method of claim 15, wherein the lipid lowering agent is a HMG-CoA reductase inhibitor.

17. The method of claim 16, wherein the HMG-CoA reductase inhibitor is selected from the group consisting of simvastatin, lovastatin, pravastatin, fluvastatin, atorvastatin, rosuvastatin, itavastatin and mixtures thereof.

18. The method of claim 17, wherein the HMG-CoA reductase inhibitor is simvastatin or atorvastatin.

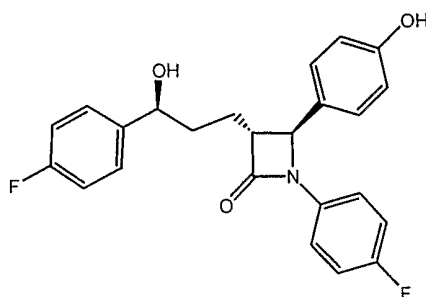
19. The method of claim 15, wherein the sterol absorption inhibitor is administered to the mammal in an amount ranging from about 0.1 to about 30 milligrams of sterol absorption inhibitor per kilogram of mammal body weight per day.

20. The method of claim 15, wherein the lipid lowering agent is administered to the mammal in an amount ranging from about 0.1 to about 80 milligrams of lipid lowering agent per kilogram of mammal body weight per day.

21. The method of claim 15, wherein the sterol absorption inhibitor and lipid lowering agent are present in separate treatment compositions.

22. The method of claim 15, comprising:

a) a sterol absorption inhibitor represented by Formula (VIII):



(VIII)

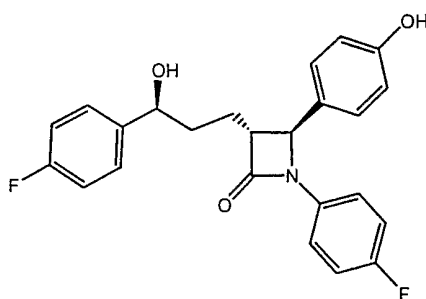
and

b) at least one HMG-CoA reductase inhibitor.

23. The method of claim 22, wherein the HMG-CoA reductase inhibitor is selected from the group consisting of lovastatin, pravastatin, fluvastatin, simvastatin, atorvastatin, rosuvastatin, itavastatin and mixtures thereof.

24. A method of treating or preventing sitosterolemia comprising administering to a mammal in need of such treatment:

- (a) an effective amount of a sterol absorption inhibitor represented by Formula (VIII):



(VIII)

and

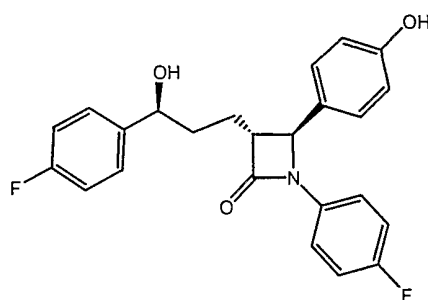
- b) an effective amount of atorvastatin and/or simvastatin.

25. A pharmaceutical composition for the treatment or prevention of sitosterolemia, comprising an effective amount of the sterol absorption inhibitor used in the method of Claim 1 in a pharmaceutically acceptable carrier.

26. A pharmaceutical composition for the treatment or prevention of sitosterolemia, comprising an effective amount of the sterol absorption inhibitor used in the method of Claim 8 in a pharmaceutically acceptable carrier.

27. A pharmaceutical composition for the treatment or prevention of sitosterolemia, comprising an effective amount of the compound of Formula (VIII)

97

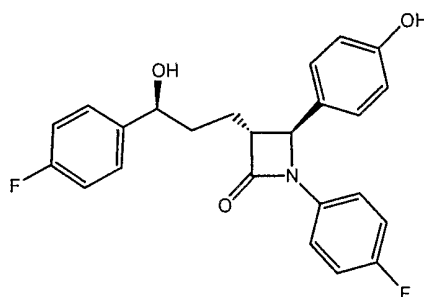


(VIII)

in a pharmaceutically acceptable carrier.

5 28. A pharmaceutical composition for the treatment or prevention of sitosterolemia, comprising:

a) an effective amount of the compound of Formula (VIII)



(VIII)

10 and

b) an effective amount of a lipid lowering agent
in a pharmaceutically acceptable carrier.

15 29. The composition of claim 28, wherein the lipid lowering agent is a HMG CoA reductase inhibitor.

30. The composition of claim 29, wherein the HMG CoA reductase inhibitor is selected from the group consisting of lovastatin, pravastatin, fluvastatin, simvastatin, atorvastatin, rosuvastatin, itavastatin and mixtures thereof.

20

31. The composition of claim 30, wherein the HMG CoA reductase inhibitor is simvastatin or atorvastatin.

32. A method of treating or preventing sitosterolemia, comprising administering to a mammal in need of such treatment: (1) an effective amount of at least one sterol absorption inhibitor, or pharmaceutically acceptable salt or solvate of the least one sterol absorption inhibitor, or prodrug of the least one sterol absorption inhibitor or pharmaceutically acceptable salt or solvate of the least one sterol absorption, or mixture thereof; and (2) an effective amount of at least one bile acid sequestrant or other lipid lowering agent.

33. A method of treating or preventing sitosterolemia comprising administering to a mammal in need of such treatment: (1) an effective amount of at least one sterol absorption inhibitor, or pharmaceutically acceptable salt or solvate of the least one sterol absorption inhibitor, or prodrug of the least one sterol absorption or pharmaceutically acceptable salt or solvate of the least one sterol absorption inhibitor, or mixture thereof; and (2) at least one sterol biosynthesis inhibitor.

34. A method of reducing plasma or tissue concentration of at least one non-cholesterol sterol, 5α -stanol, or mixture thereof, comprising administering to a mammal in need of such treatment an effective amount of at least one treatment composition comprising an effective amount of at least one sterol absorption inhibitor or at least one stanol absorption inhibitor, or pharmaceutically acceptable salt or solvate of the least one sterol absorption inhibitor or the at least one stanol absorption inhibitor, or prodrug of the least one sterol absorption inhibitor or the at least one stanol absorption inhibitor or pharmaceutically acceptable salt or solvate of the least one sterol absorption inhibitor or the at least one stanol absorption inhibitor, or mixture thereof.

35. The method according to claim 34, wherein the non-cholesterol sterol is at least one phytosterol.

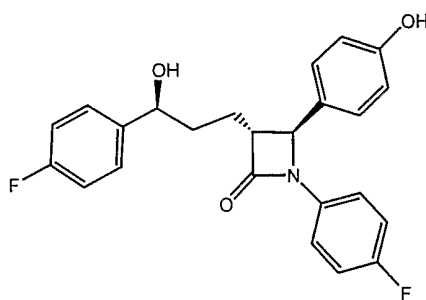
36. The method according to claim 35, wherein the phytosterol is selected from the group consisting of sitosterol, campesterol, stigmasterol, avenosterol, and mixtures thereof.

37. The method according to claim 36, wherein the phytosterol is selected from the group consisting of sitosterol and campesterol.

5 38. The method according to claim 34, wherein the 5α -stanol is selected from the group consisting of cholestanol, 5α -campestanol, 5α -sitostanol and mixtures thereof.

39. A method of reducing plasma or tissue concentration of at least one
10 non-cholesterol sterol, 5α -stanol, or mixture thereof, comprising administering to a sitosterolemic mammal in need of such treatment an effective amount of at least one treatment composition comprising an effective amount of at least one sterol absorption inhibitor or at least one stanol absorption inhibitor, or pharmaceutically acceptable salt or solvate of the least one sterol absorption inhibitor or the at least
15 one stanol absorption inhibitor, or prodrug of the least one sterol absorption inhibitor or the at least one stanol absorption inhibitor or pharmaceutically acceptable salt or solvate of the least one sterol absorption inhibitor or the at least one stanol absorption inhibitor, or mixture thereof.

20 40. The method of 39, wherein the sterol absorption inhibitor is represented by Formula (VIII)



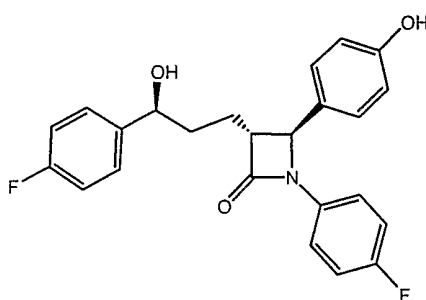
(VIII) .

25 41. The method of claim 40, wherein the treatment composition further comprises at least one lipid lowering agent which is an HMG CoA reductase inhibitor.

42. The method of claim 41, wherein the HMG CoA reductase inhibitor is simvastatin or atorvastatin.

43. The method of claim 39, further comprising administering to the mammal in need of such treatment an effective amount of at least one bile acid sequestrant in combination with at least one of the sterol absorption inhibitors.

44. The method of claim 39, wherein the sterol absorption inhibitor is represented by Formula (VIII)



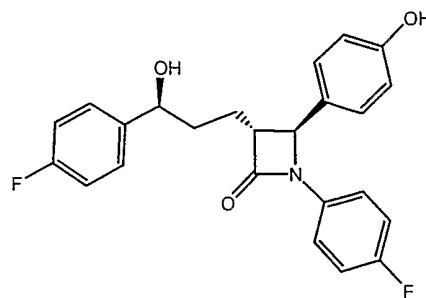
(VIII)

and the treatment composition further comprises at least one bile acid sequestrant.

45. The method of claim 44, wherein the bile acid sequestrant is selected from the group consisting of cholestyramine, colesevelam hydrochloride, and colestipol.

46. A pharmaceutical composition for the treatment or prevention of sitosterolemia, comprising:

a) an effective amount of the compound of Formula (VIII)



(VIII)

and

b) an effective amount of a bile acid sequestrant

in a pharmaceutically acceptable carrier.

47. The composition of claim 46, wherein the bile acid sequestrant is selected from the group consisting of cholestyramine, colestevlam hydrochloride, and colestipol.

48. A method of treating vascular disease comprising administering to a mammal in need of such treatment an effective amount of at least one treatment composition comprising an effective amount of at least one sterol absorption inhibitor or at least one stanol absorption inhibitor, or pharmaceutically acceptable salt or solvate of the least one sterol absorption inhibitor or the at least one stanol absorption inhibitor, or prodrug of the least one sterol absorption inhibitor or the at least one stanol absorption inhibitor or pharmaceutically acceptable salt or solvate of the least one sterol absorption inhibitor or the at least one stanol absorption inhibitor, or mixture thereof to reduce plasma or tissue concentration of at least one non-cholesterol sterol, 5 α -stanol or mixture thereof.

49. A method of preventing or reducing arteriosclerosis comprising administering to a mammal in need of such treatment an effective amount of at least one treatment composition comprising an effective amount of at least one sterol absorption inhibitor or at least one stanol absorption inhibitor, or pharmaceutically acceptable salt or solvate of the least one sterol absorption inhibitor or the at least one stanol absorption inhibitor, or prodrug of the least one sterol absorption inhibitor or the at least one stanol absorption inhibitor or pharmaceutically acceptable salt or solvate of the least one sterol absorption inhibitor or the at least one stanol absorption inhibitor, or mixture thereof to reduce plasma or tissue concentration of at least one non-cholesterol sterol, 5 α -stanol or mixture thereof.

50. A method of preventing or reducing atherosclerosis comprising administering to a mammal in need of such treatment an effective amount of at least one treatment composition comprising an effective amount of at least one sterol absorption inhibitor or at least one stanol absorption inhibitor, or

pharmaceutically acceptable salt or solvate of the least one sterol absorption inhibitor or the at least one stanol absorption inhibitor, or prodrug of the least one sterol absorption inhibitor or the at least one stanol absorption inhibitor or pharmaceutically acceptable salt or solvate of the least one sterol absorption inhibitor or the at least one stanol absorption inhibitor or mixture thereof to reduce plasma or tissue concentration of at least one non-cholesterol sterol, 5 α -stanol or mixture thereof.

51. A method of preventing or reducing risk of a cardiovascular event comprising administering to a mammal an effective amount of at least one treatment composition comprising an effective amount of at least one sterol absorption inhibitor or at least one stanol absorption inhibitor, or pharmaceutically acceptable salt or solvate of the least one sterol absorption inhibitor or the at least one stanol absorption inhibitor, or prodrug of the least one sterol absorption inhibitor or the at least one stanol absorption inhibitor or pharmaceutically acceptable salt or solvate of the least one sterol absorption inhibitor or the at least one stanol absorption inhibitor, or mixture thereof to reduce plasma or tissue concentration of at least one non-cholesterol sterol, 5 α -stanol or mixture thereof.

52. A method of preventing or reducing risk of a cardiovascular event comprising administering an effective amount of at least one treatment composition comprising an effective amount of at least one sterol absorption inhibitor or at least one stanol absorption inhibitor, or pharmaceutically acceptable salt or solvate of the least one sterol absorption inhibitor or the at least one stanol absorption inhibitor, or prodrug of the least one sterol absorption inhibitor or the at least one stanol absorption inhibitor or pharmaceutically acceptable salt or solvate of the least one sterol absorption inhibitor or the at least one stanol absorption inhibitor, or mixture thereof to reduce plasma or tissue concentration of at least one non-cholesterol sterol, 5 α -stanol or mixture thereof to a mammal having no history of clinically evident coronary heart disease prior to the initial administration.

53. A method of reducing plasma or tissue concentration of at least one compound selected from the group consisting of phytosterols, 5 α -stanols and

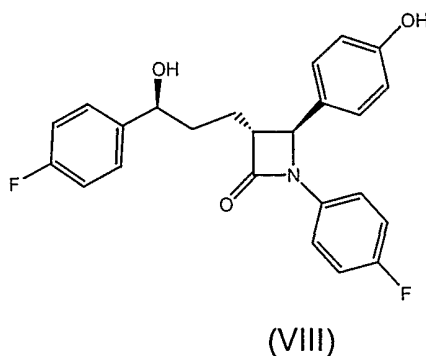
mixtures thereof, comprising administering to a sitosterolemic mammal in need of such treatment an effective amount of at least one sterol absorption inhibitor or a prodrug or a pharmaceutically acceptable salt thereof.

5 54. A method of reducing plasma or tissue concentration of at least one compound selected from the group consisting of phytosterols, 5α -stanols and mixtures thereof, comprising administering to a mammal in need of such treatment an effective amount of at least one sterol absorption inhibitor or a prodrug or a pharmaceutically acceptable salt thereof and at least one lipid lowering agent.

10 55. A method of reducing plasma or tissue concentration of at least one compound selected from the group consisting of phytosterols, 5α -stanols and mixtures thereof, comprising administering to a sitosterolemic mammal in need of such treatment an effective amount of at least one sterol absorption inhibitor or a prodrug or a pharmaceutically acceptable salt thereof and at least one lipid lowering agent.

20 56. A method of reducing plasma or tissue concentration of at least one compound selected from the group consisting of phytosterols, 5α -stanols and mixtures thereof, comprising administering to a mammal in need of such treatment an effective amount of at least one sterol absorption inhibitor or a prodrug or a pharmaceutically acceptable salt thereof and at least one bile acid sequestrant.

25 57. A therapeutic combination comprising:
a) a first amount of the compound of Formula (VIII)



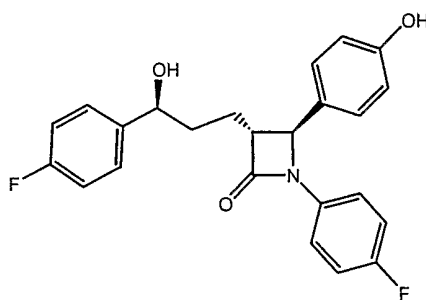
and

b) a second amount of a lipid lowering agent,
wherein the first amount and the second amount together comprise a
therapeutically effective amount for the treatment or prevention of sitosterolemia in
a mammal.

5

58. A therapeutic combination comprising:

a) a first amount of the compound of Formula (VIII)



(VIII)

10

and

b) a second amount of a bile acid sequestrant,
wherein the first amount and the second amount together comprise a
therapeutically effective amount for the treatment or prevention of sitosterolemia in
a mammal.

15