

J. SCHAFER.

Improvement in Sofa Bedsteads.

No. 124,765.

Patented March 19, 1872.

Fig. 1

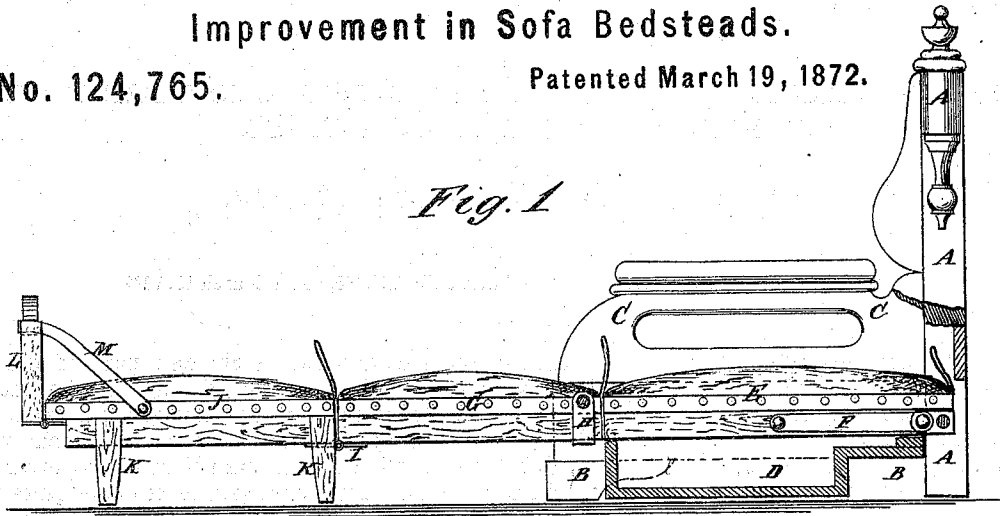


Fig. 2

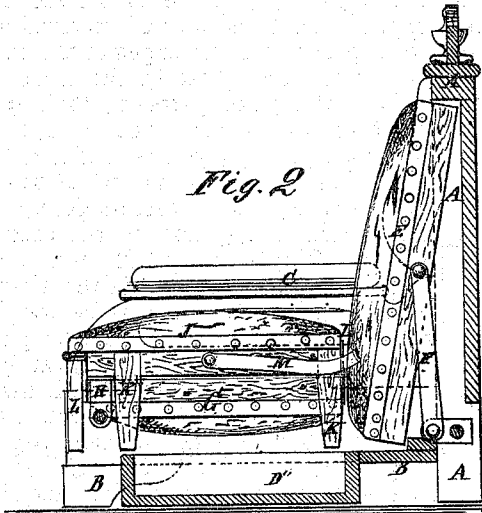


Fig. 3

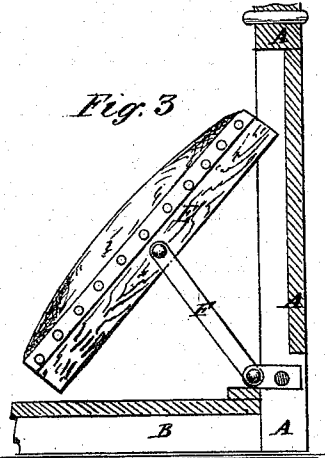
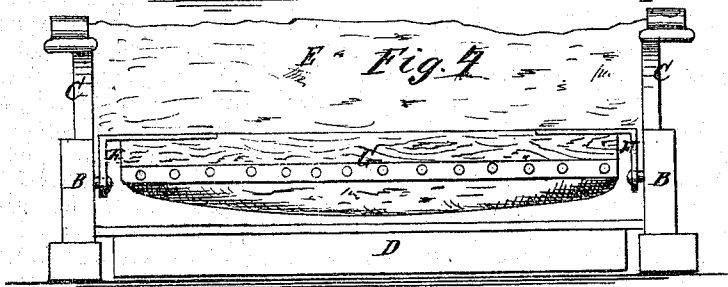


Fig. 4



Witnesses:

A. W. Almqvist  
Geo. W. Mabee

Inventor:

J. Schafer

PER

Munnell  
Attorneys.

# UNITED STATES PATENT OFFICE.

JOSEPH SCHAFER, OF NEW YORK, N. Y., ASSIGNOR TO HIMSELF AND  
GEORGE W. SMITH, OF SAME PLACE.

## IMPROVEMENT IN SOFA-BEDSTEADS.

Specification forming part of Letters Patent No. 124,765, dated March 19, 1872.

Specification describing a new and useful Improvement in Sofa-Bedsteads, invented by JOSEPH SCHAFER, of the city, county, and State of New York.

Figure 1 is a side view of my improved sofa-bedstead extended as a bedstead, part being broken away to show the construction. Fig. 2 is a side view of the same folded as a sofa, part being broken away to show the construction. Fig. 3 is a detail view, showing the manner in which the first section is pivoted. Fig. 4 is a detail front view of the same, showing the second section turned back or folded, the third section being removed.

Similar letters of reference indicate corresponding parts.

My invention has for its object to furnish an improved sofa-bedstead, which shall be so constructed that it may be extended to serve as a bedstead, and, folded up, to serve as a sofa, and when folded up shall give no indication that it can be extended, and which shall, at the same time, be simple in construction, strong, durable, not liable to get out of order, and conveniently extended and folded; and it consists in the construction and combination of various parts, as hereinafter more fully described.

A is the upright frame or back. B is the horizontal frame, and C are the arms or side frames of the sofa, which are made of any desired form or style, as the taste of the maker or purchaser may dictate. D is a recess or box, formed in the bottom of the sofa to receive the bed-clothes when not required for use. The box D is made close at its bottom, sides, and ends, and open at its top, as shown in Fig. 1. E is the first section of the bottom of the bed, and which serves also as the back of the sofa. The section E is upholstered upon one side, and to the centers of its ends are pivoted the ends of the bars F, the other ends of which are pivoted to the lower parts of the posts of the vertical frame A. The bars F are so arranged that the section E may be moved down into a horizontal position to rest upon the inner parts of the horizontal

frame B, and thus serve as a part of the bed bottom. The section E may also be moved up to rest against the upright frame A, and thus serve as a back for the sofa, as shown in Fig. 2, the arms or bars F being so arranged as not to allow said section to come quite into a vertical position. The section E is not turned over, but is moved up and down, as indicated in Fig. 3. G is the second section of the bed-bottom, which is pivoted at the forward part of its end edges to the inner sides of the forward parts of the arms C by the bars H, the outer parts of which are bent at right angles, as shown in Figs. 1, 2, and 4, to bring the pivoting points to about the center of said section G, so that when turned down for use as a bed the section G may be in the same horizontal plane as the section E, as shown in Fig. 1, and when turned up in adjusting it for use as a sofa the forward part of the said section G may be supported by the pivoting bars H. The rear part of the section G, when turned back, is supported by the hinges I that connect it with the third or foot section J. The hinges I are attached to the lower sides of the adjacent edges of the sections G J, as shown in Fig. 1, so that the said sections, when extended, may be in the same horizontal frame, and so that when folded for use as a sofa the unupholstered sides of the said sections may be adjacent to each other, as shown in Fig. 2. The section J is provided with legs K, which, when the sections are extended, rest upon the floor, as shown in Fig. 1, and when the sections are folded rest upon the horizontal frame B to relieve the hinges. To the forward edge of the section J is hinged a board, L, which, when the sections E G J are folded, is turned down to cover the forward edges of the sections G J and frame B. The board L, when the sections are extended, is turned up to serve as a foot-board for the bed, as shown in Fig. 1, in which position it is supported by the catch or brace bars M, the free ends of which catch upon the said board, and their other ends are pivoted to the end edges of the section J, so

that when the sections are folded the said bars may be turned back between the ends of the section J and the arms C, as shown in Fig. 2.

Having thus described my invention, I claim as new and desire to secure by Letters Patent—

The combination of the upright frame A, horizontal frame B, arms or side frames C, box or recess D, section E, pivoting-bars F,

section G, pivoting-bars H, hinges I, section J, legs K, hinged board L, and brace arms or bars M, with each other, substantially in the manner herein shown and described, and for the purposes set forth.

JOSEPH SCHAFER.

Witnesses:

JAMES T. GRAHAM,  
T. B. MOSHER.