

T. K. HEISE.
DETACHABLE GAUNTLET GLOVE.
APPLICATION FILED AUG. 9, 1915.

1,217,307.

Patented Feb. 27, 1917.

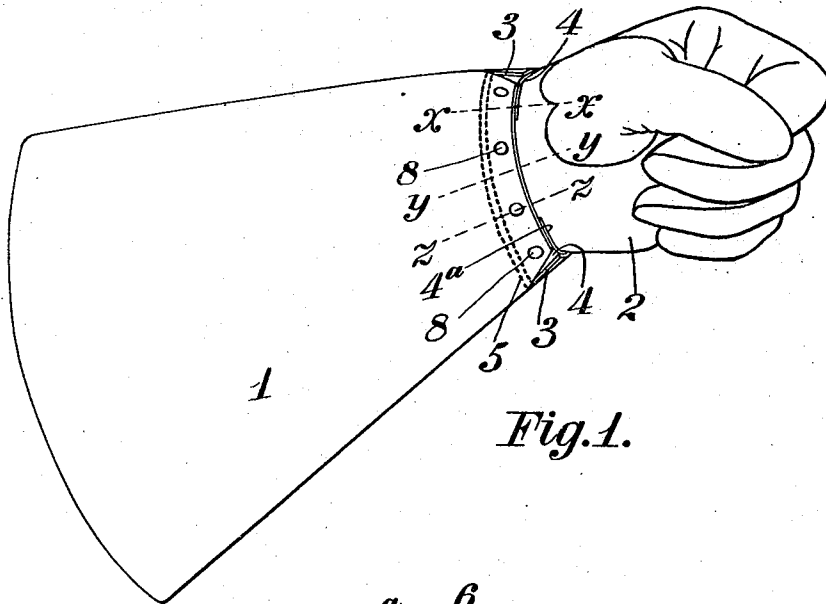


Fig. 1.

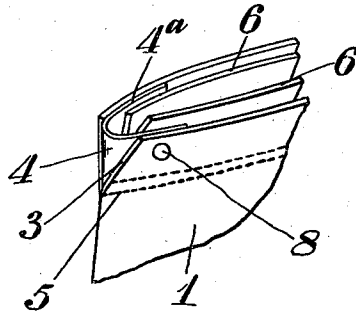


Fig. 2.

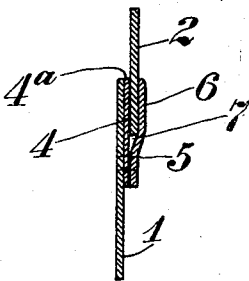


Fig. 3.

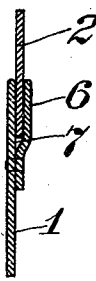


Fig. 4.

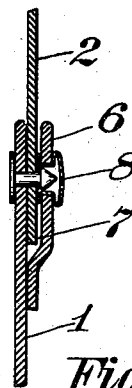


Fig. 5.

Witness
Benjamin Finckel

By

Inventor
Thomas K. Heise
Finckel + Finckel
Attorneys.

UNITED STATES PATENT OFFICE.

THOMAS K. HEISE, OF COLUMBUS, OHIO.

DETACHABLE-GAUNTLET GLOVE.

1,217,307.

Specification of Letters Patent.

Patented Feb. 27, 1917.

Application filed August 9, 1915. Serial No. 44,473.

To all whom it may concern:

Be it known that I, THOMAS K. HEISE, a citizen of the United States, residing at Columbus, in the county of Franklin and State of Ohio, have invented a certain new and useful Improvement in Detachable-Gauntlet Gloves, of which the following is a specification.

The invention relates particularly to that kind of gauntlet glove in which the hand portion is separable from the gauntlet for the purpose of replacing the hand portion when the latter is worn out or it is desired for any purpose to replace such portion. The gauntlet portion of a glove is usually not subject to the same wear as the hand portion, and it is advantageous to retain this portion when it is desired to replace the glove portion.

An object of the invention is to produce a gauntlet glove of the kind referred to in which the ordinary glove in common use may be applied to the gauntlet without the previous alteration of the glove by the addition of fastening means thereto.

A further object of the invention is to provide a separable gauntlet glove in which there are no loose and protruding ends or flaps at the juncture of the glove with the gauntlet to catch on objects and to render the device unsightly. In addition to the foregoing advantages, applicant also provides a neat and effective adjustable closure for the slitted portion at the wrist end of the gauntlet.

An embodiment of the invention is shown in the accompanying drawings forming a part of this specification. In said drawing,

Figure 1 is a perspective view showing the glove and gauntlet in attached relation and applied to a hand.

Fig. 2 is a detailed view of the wrist end of the gauntlet.

Fig. 3 is a sectional view on the line $x-x$ of Fig. 1.

Fig. 4 is a sectional view on the line $y-y$ of Fig. 1, and

Fig. 5 is a sectional view on the line $z-z$ of Fig. 1.

In the several views 1 designates the

gauntlet portion of the glove which may be of the usual shape and material of such devices. 2 designates the hand portion of the glove which may be of any ordinary construction as commonly supplied by the trade. The wrist end of the gauntlet is slitted a short distance at opposite sides as shown at 3 and a flap or closure 4 provided to cover the opening formed by the slit. The flap 4 extends a suitable distance on each side of the slit and is stitched to the gauntlet only at its inner edge along the line of stitches 5, the outer edge 4^a being entirely free. This construction permits a neat adjustment of the gauntlet to the glove wrist besides closing the slitted opening to keep out dust and cold. 6 designates a band or bands stitched at 5 to the inner side of the wrist portion of the gauntlet. The band 6 forms with the outer end of the gauntlet proper a channel or pocket 7 to receive the wrist end of the glove.

In order to secure the glove to the gauntlet a series of fastening devices 8 are provided. These devices preferably consist each of two mating separable members, one a head member secured to the gauntlet proper, and the other a socket member secured to the band 6. The head member is preferably provided with a penetrating point. To connect the glove with the gauntlet the wrist portion of the glove is first inserted in the channel or pocket 7 and the penetration head members of the fastening devices 8 driven therethrough and lodged in the socket members. It will thus be seen that my invention provides for a gauntlet glove with the gauntlet portion thereof of permanent nature and having the only necessary fastening devices secured thereto, and that any ordinary glove may be used without previous alteration by the addition thereto of buttons, eyelets or other fastening means.

What I claim is:—

1. In a gauntlet glove a gauntlet having a band secured at its wrist end and forming therewith a pocket to receive the wrist end of a glove, and fastening devices each comprising cooperating members secured re-

95

100

spectively to the opposite walls of said pocket, one of said fastening members having a penetrating head to penetrate the wrist end of a glove in securing the same to the gauntlet.

5 2. In a gauntlet glove, a gauntlet having a two walled annular pocket at its wrist

end to receive the wrist end of the glove, one of said walls being slit and provided with a loose flap to lie across the opening formed by the slit, and fastening means to secure the wrist end of the glove within the pocket. 10

THOMAS K. HEISE.

Copies of this patent may be obtained for five cents each, by addressing the "Commissioner of Patents, Washington, D. C."