

No. 683,030.

T. A. FIDJELAND.
BAYONET.

Patented Sept. 24, 1901.

(No Model.)

(Application filed Apr. 19, 1901.)


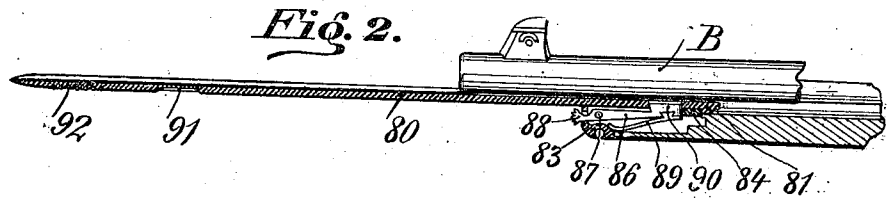
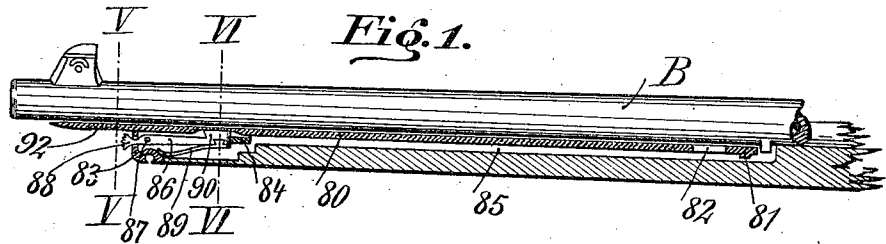


Fig. 4.

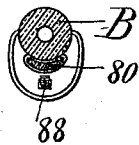
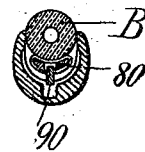


Fig. 5.



Witnesses:
Franklin Halderson

[Signature]

Inventor:

T. Aa. Fidjeland

by *[Signature]*
Attorneys

UNITED STATES PATENT OFFICE.

TERJE AANENSEN FIDJELAND, OF FOSTVEDT, NORWAY.

BAYONET.

SPECIFICATION forming part of Letters Patent No. 683,030, dated September 24, 1901.

Application filed April 19, 1901. Serial No. 56,622. (No model.)

To all whom it may concern:

Be it known that I, TERJE AANENSEN FIDJELAND, a citizen of the Kingdom of Norway, residing at Fostvedt, Iveland, Christiansand, S., Norway, have made certain new and useful Improvements in Bayonet Arrangements on Military Rifles, of which the following is a specification.

The object of this invention is an improved arrangement for fixing the bayonet on military rifles and lodging the same in the forestock of the rifle, so that it when not in use (without in any way increasing the weight of the rifle or otherwise disturbing its ordinary appearance or strength) lies entirely incased in the forestock, while capable when it is to be used of being momentarily brought into the fixed-bayonet position by an easy and natural movement. Also the shape of the bayonet becomes in this arrangement a novel and effective one. Be it understood that through this bayonet arrangement the scabbard is avoided and the old and troublesome maneuver "fix bayonets" is entirely avoided.

The invention is represented on the accompanying drawings, in which—

Figure 1 shows the fore part of a rifle, in side view and partly in section, with novel bayonet arrangement and with the bayonet pushed into the forestock; Fig. 2, the same arrangement, also in side view, but with the bayonet fixed for use; Fig. 3, the latter arrangement seen from above; Fig. 4, a transverse section on the line V V of Fig. 1; Fig. 5, a transverse section on the line VI VI of Fig. 1.

The bayonet 80 consists, Figs. 3, 4, and 5, of a crescent-shaped steel blade shaped to the circumference of the rifle-barrel, whose fore part runs into a point and which on its hind part bears a boss 81 and a notch or slot 82. Projections 83 and 84 are fixed on the rifle-barrel to form holders for the bayonet

when it is moved along the slot 85 of the forestock. A lever 86 turns on the pivot 87 and has a finger-piece 88 at one end and at the other, which is counteracted by the spring 89, a boss 90, which when the bayonet is pushed into the forestock, Fig. 1, engages in the recess 91 of the bayonet and holds the same in position. At the command "Fix bayonets" the soldier takes hold with the fingers of the rifled part 92 of the bayonet projecting from the forestock and draws the bayonet easily out until the boss 90 engages in the notch 82, Fig. 2, of the bayonet, by which it is securely fixed and held in position for all strains. When the bayonet is to be unfixed or sheathed again, this is done by pressing on the finger-piece 88, by which the connection between 82 and 90 is released, and then the bayonet by its own weight only drops back into the slot 85.

Having now described my invention, what I claim as new, and desire to secure by Letters Patent, is—

In combination with the bayonet having a boss 81 at its rear end and a slot or notch 82 in front thereof, the projections 83 84 on the barrel of the gun to form holders for the bayonet, a pivoted locking-lever 86 having a finger-piece 88 at one end and a catch or boss 90 at the other, said boss being arranged to engage the notch 82 when the bayonet is drawn out, said bayonet having also the recess 91 to be engaged by the lock when the bayonet is in and a spring for pressing the locking-lever to engage the bayonet, substantially as described.

In witness whereof I have hereunto set my hand in presence of two witnesses.

TERJE AANENSEN FIDJELAND.

Witnesses:

AXEL LAHN,
RICHARD STOKKE