

(19) World Intellectual Property Organization  
International Bureau



(43) International Publication Date  
8 November 2007 (08.11.2007)

PCT

(10) International Publication Number  
**WO 2007/126935 A2**

- (51) International Patent Classification:  
A61K 31/66 (2006.01)
- (21) International Application Number:  
PCT/US2007/007738
- (22) International Filing Date: 27 March 2007 (27.03.2007)
- (25) Filing Language: English
- (26) Publication Language: English
- (30) Priority Data:  
60/787,070 29 March 2006 (29.03.2006) US
- (71) Applicant (for all designated States except US): **MERCK & CO., INC.** [US/US]; 126 East Lincoln Avenue, Rahway, New Jersey 07065-0907 (US).
- (72) Inventors; and
- (75) Inventors/Applicants (for US only): **BRASHEAR, Karen, M.** [US/US]; 126 East Lincoln Avenue, Rahway, New Jersey 07065-0907 (US). **COLEMAN, Paul, J.** [US/US]; 126 East Lincoln Avenue, Rahway, New Jersey 07065-0907 (US). **COX, Christopher, D.** [US/US]; 126 East Lincoln Avenue, Rahway, New Jersey 07065-0907 (US). **SMITH, Anthony, M.** [US/US]; 126 East Lincoln Avenue, Rahway, New Jersey 07065-0907 (US). **WHITMAN, David, B.** [US/US]; 126 East Lincoln Avenue, Rahway, New Jersey 07065-0907 (US).
- (74) Common Representative: **MERCK & CO., INC.**; 126 East Lincoln Avenue, Rahway, New Jersey 07065-0907 (US).
- (81) Designated States (unless otherwise indicated, for every kind of national protection available): AE, AG, AL, AM, AT, AU, AZ, BA, BB, BG, BH, BR, BW, BY, BZ, CA, CH, CN, CO, CR, CU, CZ, DE, DK, DM, DZ, EC, EE, EG, ES, FI, GB, GD, GE, GH, GM, GT, HN, HR, HU, ID, IL, IN, IS, JP, KE, KG, KM, KN, KP, KR, KZ, LA, LC, LK, LR, LS, LT, LU, LY, MA, MD, MG, MK, MN, MW, MX, MY, MZ, NA, NG, NI, NO, NZ, OM, PG, PH, PL, PT, RO, RS, RU, SC, SD, SE, SG, SK, SL, SM, SV, SY, TJ, TM, TN, TR, TT, TZ, UA, UG, US, UZ, VC, VN, ZA, ZM, ZW.
- (84) Designated States (unless otherwise indicated, for every kind of regional protection available): ARIPO (BW, GH, GM, KE, LS, MW, MZ, NA, SD, SL, SZ, TZ, UG, ZM, ZW), Eurasian (AM, AZ, BY, KG, KZ, MD, RU, TJ, TM), European (AT, BE, BG, CH, CY, CZ, DE, DK, EE, ES, FI, FR, GB, GR, HU, IE, IS, IT, LT, LU, LV, MC, MT, NL, PL, PT, RO, SE, SI, SK, TR), OAPI (BF, BJ, CF, CG, CI, CM, GA, GN, GQ, GW, ML, MR, NE, SN, TD, TG).
- Published:**  
— without international search report and to be republished upon receipt of that report
- For two-letter codes and other abbreviations, refer to the "Guidance Notes on Codes and Abbreviations" appearing at the beginning of each regular issue of the PCT Gazette.*



WO 2007/126935 A2

(54) Title: DIAZEPAN OREXIN RECEPTOR ANTAGONISTS

(57) Abstract: The present invention is directed to diazepam compounds which are antagonists of orexin receptors, and which are useful in the treatment or prevention of neurological and psychiatric disorders and diseases in which orexin receptors are involved. The invention is also directed to pharmaceutical compositions comprising these compounds and the use of these compounds and compositions in the prevention or treatment of such diseases in which orexin receptors are involved.

## TITLE OF THE INVENTION

## DIAZEPAN OREXIN RECEPTOR ANTAGONISTS

## BACKGROUND OF THE INVENTION

The orexins (hypocretins) comprise two neuropeptides produced in the hypothalamus: the orexin A (OX-A) (a 33 amino acid peptide) and the orexin B (OX-B) (a 28 amino acid peptide) (Sakurai T. et al., Cell, 1998, 92, 573-585). Orexins are found to stimulate food consumption in rats suggesting a physiological role for these peptides as mediators in the central feedback mechanism that regulates feeding behaviour (Sakurai T. et al., Cell, 1998, 92, 573-585). Orexins also regulate states of sleep and wakefulness opening potentially novel therapeutic approaches for narcoleptic or insomniac patients (Chemelli R.M. et al., Cell, 1999, 98, 437-451). Two orexin receptors have been cloned and characterized in mammals. They belong to the super family of G-protein coupled receptors (Sakurai T. et al., Cell, 1998, 92, 573-585): the orexin-1 receptor (OX or OX1R) is selective for OX-A and the orexin-2 receptor (OX2 or OX2R) is capable to bind OX-A as well as OX-B. The physiological actions in which orexins are presumed to participate are thought to be expressed via one or both of OX 1 receptor and OX 2 receptor as the two subtypes of orexin receptors.

Orexin receptors are found in the mammalian brain and may have numerous implications in pathologies such as depression; anxiety; addictions; obsessive compulsive disorder; affective neurosis; depressive neurosis; anxiety neurosis; dysthymic disorder; behaviour disorder; mood disorder; sexual dysfunction; psychosexual dysfunction; sex disorder; schizophrenia; manic depression; delirium; dementia; severe mental retardation and dyskinesias such as Huntington's disease and Tourette syndrome; eating disorders such as anorexia, bulimia, cachexia, and obesity; cardiovascular diseases; diabetes; appetite/taste disorders; emesis, vomiting, nausea; asthma; cancer; Parkinson's disease; Cushing's syndrome/disease; basophile adenoma; prolactinoma; hyperprolactinemia; hypophysis tumour/adenoma; hypothalamic diseases; inflammatory bowel disease; gastric dyskinesia; gastric ulcers; Froehlich's syndrome; adrenohipophysis disease; hypophysis disease; adrenohipophysis hypofunction; adrenohipophysis hyperfunction; hypothalamic hypogonadism; Kallman's syndrome (anosmia, hyposmia); functional or psychogenic amenorrhea; hypopituitarism; hypothalamic hypothyroidism; hypothalamic- adrenal dysfunction; idiopathic hyperprolactinemia; hypothalamic disorders of growth hormone deficiency; idiopathic growth deficiency; dwarfism; gigantism; acromegaly; disturbed biological and circadian rhythms; sleep disturbances associated with diseases such as neurological disorders, neuropathic pain and restless leg syndrome; heart and lung diseases, acute and congestive heart failure; hypotension; hypertension; urinary

retention; osteoporosis; angina pectoris; myocardial infarction; ischemic or haemorrhagic stroke; subarachnoid haemorrhage; ulcers; allergies; benign prostatic hypertrophy; chronic renal failure; renal disease; impaired glucose tolerance; migraine; hyperalgesia; pain; enhanced or exaggerated sensitivity to pain such as hyperalgesia, causalgia, and allodynia; acute pain; burn pain; atypical facial pain; neuropathic pain; back pain; complex regional pain syndrome I and II; arthritic pain; sports injury pain; pain related to infection e.g. HIV, post-chemotherapy pain; post-stroke pain; post-operative pain; neuralgia; emesis, nausea, vomiting; conditions associated with visceral pain such as irritable bowel syndrome, and angina; migraine; urinary bladder incontinence e.g. urge incontinence; tolerance to narcotics or withdrawal from narcotics; sleep disorders; sleep apnea; narcolepsy; insomnia; parasomnia; jet lag syndrome; and neurodegenerative disorders including nosological entities such as disinhibition-dementia-parkinsonism-amyotrophy complex; pallido-ponto-nigral degeneration; epilepsy; seizure disorders and other diseases related to general orexin system dysfunction.

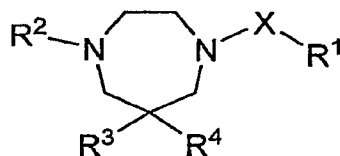
Certain orexin receptor antagonists are disclosed in PCT patent publications WO 99/09024, WO 99/58533, WO 00/47576, WO 00/47577, WO 00/47580, WO 01/68609, WO 01/85693, WO 2002/051232, WO 2002/051838, WO 2003/002559, WO 2003/002561, WO 2003/032991, WO 2003/037847, WO 2003/041711, WO 2003/051872, WO 2003/051873, WO 2004/004733, WO 2004/033418, WO 2004/083218, WO 2004/085403, WO 2005/060959, WO2005/118548. 2-Amino-methylpiperidine derivatives (WO 01/96302), 3-aminomethyl morpholine derivatives (WO 02/44172) and N-aryl cyclic amines (WO 02/090355, WO 02/089800 and WO 03/051368) are disclosed as orexin receptor antagonists.

#### SUMMARY OF THE INVENTION

The present invention is directed to diazepam compounds which are antagonists of orexin receptors, and which are useful in the treatment or prevention of neurological and psychiatric disorders and diseases in which orexin receptors are involved. The invention is also directed to pharmaceutical compositions comprising these compounds and the use of these compounds and compositions in the prevention or treatment of such diseases in which orexin receptors are involved.

#### DETAILED DESCRIPTION OF THE INVENTION

The present invention is directed to compounds of the formula I:



I

wherein:

X is selected from  $-\text{SO}_2-$ ,  $-\text{(C=O)-}$ , and  $-\text{(C=S)-}$ ;

R<sup>1</sup> is selected from the group consisting of:

- (1) phenyl, where the phenyl is substituted with R<sup>1a</sup>, R<sup>1b</sup> and R<sup>1c</sup>, and
- (2) naphthyl, where the naphthyl is substituted with R<sup>1a</sup>, R<sup>1b</sup> and R<sup>1c</sup>;
- (3) heteroaryl, where the heteroaryl is substituted with R<sup>1a</sup>, R<sup>1b</sup> and R<sup>1c</sup>;

R<sup>2</sup> is heteroaryl, where the heteroaryl is substituted with R<sup>2a</sup>, R<sup>2b</sup> and R<sup>2c</sup>;

R<sup>1a</sup>, R<sup>1b</sup>, R<sup>1c</sup>, R<sup>2a</sup>, R<sup>2b</sup> and R<sup>2c</sup> are independently selected from the group consisting of:

- (1) hydrogen,
- (2) halogen,
- (3) hydroxyl,
- (4)  $-\text{(C=O)}_m-\text{O}_n-\text{C}_{1-6}\text{alkyl}$ , where m is 0 or 1, n is 0 or 1 (wherein if m is 0 or n is 0, a bond is present) and where the alkyl is unsubstituted or substituted with one or more substituents selected from R<sup>13</sup>,
- (5)  $-\text{(C=O)}_m-\text{O}_n-\text{C}_{3-6}\text{cycloalkyl}$ , where the cycloalkyl is unsubstituted or substituted with one or more substituents selected from R<sup>13</sup>,
- (6)  $-\text{(C=O)}_m-\text{C}_{2-4}\text{alkenyl}$ , where the alkenyl is unsubstituted or substituted with one or more substituents selected from R<sup>13</sup>,
- (7)  $-\text{(C=O)}_m-\text{C}_{2-4}\text{alkynyl}$ , where the alkynyl is unsubstituted or substituted with one or more substituents selected from R<sup>13</sup>,
- (8)  $-\text{(C=O)}_m-\text{O}_n\text{-phenyl}$  or  $-\text{(C=O)}_m-\text{O}_n\text{-naphthyl}$ , where the phenyl or naphthyl is unsubstituted or substituted with one or more substituents selected from R<sup>13</sup>,
- (9)  $-\text{(C=O)}_m-\text{O}_n\text{-heterocycle}$ , where the heterocycle is unsubstituted or substituted with one or more substituents selected from R<sup>13</sup>,
- (10)  $-\text{(C=O)}_m-\text{NR}^{10}\text{R}^{11}$ , wherein R<sup>10</sup> and R<sup>11</sup> are independently selected from the group consisting of:
  - (a) hydrogen,

- (b) C<sub>1-6</sub>alkyl, which is unsubstituted or substituted with one or more substituents selected from R<sup>13</sup>,
  - (c) C<sub>3-6</sub>alkenyl, which is unsubstituted or substituted with one or more substituents selected from R<sup>13</sup>,
  - (d) cycloalkyl, which is unsubstituted or substituted with one or more substituents selected from R<sup>13</sup>,
  - (e) phenyl, which is unsubstituted or substituted with one or more substituents selected from R<sup>13</sup>, and
  - (f) heterocycle, which is unsubstituted or substituted with one or more substituents selected from R<sup>13</sup>,
- (11) -S(O)<sub>2</sub>-NR<sup>10</sup>R<sup>11</sup>,
  - (12) -S(O)<sub>q</sub>-R<sup>12</sup>, where q is 0, 1 or 2 and where R<sup>12</sup> is selected from the definitions of R<sup>10</sup> and R<sup>11</sup>,
  - (13) -CO<sub>2</sub>H,
  - (14) -CN, and
  - (15) -NO<sub>2</sub>;

R<sup>3</sup> and R<sup>4</sup> are independently selected from the group consisting of:

- (1) hydrogen,
- (2) halogen,
- (3) hydroxyl,
- (4) -C<sub>1-6</sub>alkyl, where the alkyl is unsubstituted or substituted with one or more substituents selected from R<sup>13</sup>,
- (5) -O-C<sub>1-6</sub>alkyl, where the alkyl is unsubstituted or substituted with one or more substituents selected from R<sup>13</sup>,
- (6) -phenyl or -naphthyl, where the phenyl or naphthyl is unsubstituted or substituted with one or more substituents selected from R<sup>13</sup>,
- (7) -NR<sup>10</sup>R<sup>11</sup>, wherein R<sup>10</sup> and R<sup>11</sup> are independently selected from the group consisting of:
  - (a) hydrogen,
  - (b) C<sub>1-6</sub>alkyl, which is unsubstituted or substituted with one or more substituents selected from R<sup>13</sup>,

or R<sup>3</sup> and R<sup>4</sup> taken together form C=O;

R<sup>13</sup> is selected from the group consisting of:

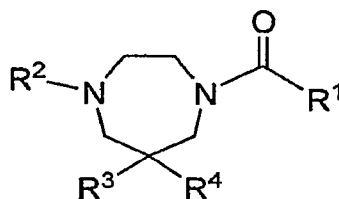
- (1) halogen,
- (2) hydroxyl,
- (3)  $-(C=O)_m-O_n-C_{1-6}$ alkyl, where the alkyl is unsubstituted or substituted with one or more substituents selected from R<sup>14</sup>,
- (4)  $-O_n-(C_{1-3})$ perfluoroalkyl,
- (5)  $-(C=O)_m-O_n-C_{3-6}$ cycloalkyl, where the cycloalkyl is unsubstituted or substituted with one or more substituents selected from R<sup>14</sup>,
- (6)  $-(C=O)_m-C_{2-4}$ alkenyl, where the alkenyl is unsubstituted or substituted with one or more substituents selected from R<sup>14</sup>,
- (7)  $-(C=O)_m-O_n$ -phenyl or  $-(C=O)_m-O_n$ -naphthyl, where the phenyl or naphthyl is unsubstituted or substituted with one or more substituents selected from R<sup>14</sup>,
- (8)  $-(C=O)_m-O_n$ -heterocycle, where the heterocycle is unsubstituted or substituted with one or more substituents selected from R<sup>14</sup>,
- (9)  $-(C=O)_m-NR^{10}R^{11}$ ,
- (10)  $-S(O)_2-NR^{10}R^{11}$ ,
- (11)  $-S(O)_q-R^{12}$ ,
- (12)  $-CO_2H$ ,
- (13)  $-CN$ , and
- (14)  $-NO_2$ ;

R<sup>14</sup> is selected from the group consisting of:

- (1) hydroxyl,
- (2) halogen,
- (3)  $C_{1-6}$ alkyl,
- (4)  $-C_{3-6}$ cycloalkyl,
- (5)  $-O-C_{1-6}$ alkyl,
- (6)  $-O(C=O)-C_{1-6}$ alkyl,
- (7)  $-NH-C_{1-6}$ alkyl,
- (8) phenyl,
- (9) heterocycle,
- (10)  $-CO_2H$ , and
- (11)  $-CN$ ;

or a pharmaceutically acceptable salt thereof.

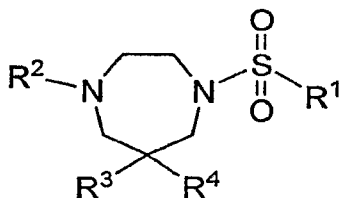
An embodiment of the present invention includes compounds of the formula Ia:



Ia

wherein R<sup>1</sup>, R<sup>2</sup>, R<sup>3</sup> and R<sup>4</sup> are defined herein; or a pharmaceutically acceptable salt thereof.

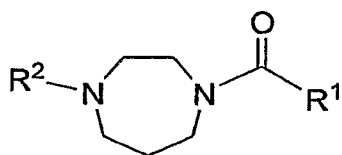
An embodiment of the present invention includes compounds of the formula Ib:



Ib

wherein R<sup>1</sup>, R<sup>2</sup>, R<sup>3</sup> and R<sup>4</sup> are defined herein; or a pharmaceutically acceptable salt thereof.

An embodiment of the present invention includes compounds of the formula Ic:



Ic

wherein R<sup>1</sup> and R<sup>2</sup> are defined herein; or a pharmaceutically acceptable salt thereof.

An embodiment of the present invention includes compounds wherein X is -SO<sub>2</sub>-.

An embodiment of the present invention includes compounds wherein X is -(C=O)-.

An embodiment of the present invention includes compounds wherein X is -(C=S)-.

An embodiment of the present invention includes compounds wherein R<sup>1</sup> is phenyl, which is unsubstituted or substituted with one or more of:

- (1) halogen,

- (2) hydroxyl,
- (3)  $-O_n-C_{1-6}$ alkyl, where n is 0 or 1 (wherein if n is 0, a bond is present) and where the alkyl is unsubstituted or substituted with one or more substituents selected from R<sup>13</sup>,
- (4)  $-O_n$ -phenyl, where the phenyl is unsubstituted or substituted with one or more substituents selected from R<sup>13</sup>,
- (5) -heterocycle, where the heterocycle is unsubstituted or substituted with one or more substituents selected from R<sup>13</sup>,
- (6)  $-NR^{10}R^{11}$ , wherein R<sup>10</sup> and R<sup>11</sup> are independently selected from the group consisting of:
  - (a) hydrogen,
  - (b)  $C_{1-6}$ alkyl, which is unsubstituted or substituted with one or more substituents selected from R<sup>13</sup>,
- (7)  $-S(O)_2-NR^{10}R^{11}$ ,
- (8)  $-CO_2H$ ,
- (9)  $-CN$ , and
- (10)  $-NO_2$ .

An embodiment of the present invention includes compounds wherein R<sup>1</sup> is phenyl, which is unsubstituted or substituted with one or more methyl,  $-CF_3$ , halo,  $-OCF_3$ ,  $-OCH_3$ ,  $-OCH_2CH_3$ ,  $-CO_2CH_3$ ,  $-CN$ ,  $-N(CH_3)$ ,  $-NH(CH_2CH_3)$ ,  $-NO_2$ , triazolyl or phenyl:

An embodiment of the present invention includes compounds wherein R<sup>1</sup> is phenyl, which is unsubstituted or substituted with one or more methyl,  $-CF_3$ , chloro, fluoro,  $-OCF_3$ ,  $-OCH_3$ ,  $-OCH_2CH_3$ ,  $-CO_2CH_3$ , triazolyl or phenyl.

An embodiment of the present invention includes compounds wherein R<sup>1</sup> is phenyl, which is unsubstituted or substituted with one or more methyl,  $-CF_3$ , fluoro,  $-OCF_3$ ,  $-OCH_3$ ,  $-CO_2CH_3$  or phenyl.

An embodiment of the present invention includes compounds wherein R<sup>1</sup> is selected from the group consisting of:

- (1) phenyl,
- (2) biphenyl,
- (3) 2,6-dimethoxyphenyl,
- (4) 2,4-dichlorophenyl,
- (5) 2,6-dichlorophenyl,
- (6) 2,3-difluorophenyl,
- (7) 2,4-difluorophenyl,

- (8) 2,6-difluorophenyl,
- (9) 2-methoxy-4-methyl-phenyl,
- (10) 3-methoxy-biphenyl,
- (11) 3-methyl-biphenyl, and
- (12) 5-methyl-2-triazolyl-phenyl.

An embodiment of the present invention includes compounds wherein R<sup>1</sup> is phenyl.

An embodiment of the present invention includes compounds wherein R<sup>1</sup> is 2,6-dimethoxyphenyl.

An embodiment of the present invention includes compounds wherein R<sup>2</sup> is heteroaryl, which is unsubstituted or substituted with one or more of:

- (1) halogen,
- (2) hydroxyl,
- (3) -O<sub>n</sub>-C<sub>1-6</sub>alkyl, where n is 0 or 1 (wherein if n is 0, a bond is present) and where the alkyl is unsubstituted or substituted with one or more substituents selected from R<sup>13</sup>,
- (4) -O<sub>n</sub>-phenyl, where the phenyl is unsubstituted or substituted with one or more substituents selected from R<sup>13</sup>,
- (5) -heterocycle, where the heterocycle is unsubstituted or substituted with one or more substituents selected from R<sup>13</sup>,
- (6) -NR<sup>10</sup>R<sup>11</sup>, wherein R<sup>10</sup> and R<sup>11</sup> are independently selected from the group consisting of:
  - (a) hydrogen,
  - (b) C<sub>1-6</sub>alkyl, which is unsubstituted or substituted with one or more substituents selected from R<sup>13</sup>,
- (7) -S(O)<sub>2</sub>-NR<sup>10</sup>R<sup>11</sup>,
- (8) -CO<sub>2</sub>H,
- (9) -CN, and
- (10) -NO<sub>2</sub>.

An embodiment of the present invention includes compounds wherein R<sup>2</sup> is heteroaryl, which is unsubstituted or substituted with halogen, hydroxyl, C<sub>1-6</sub>alkyl, -O-C<sub>1-6</sub>alkyl or phenyl.

An embodiment of the present invention includes compounds wherein R<sup>2</sup> is selected from the group consisting of:

- (1) benzimidazolyl,

- (2) benzothiazolyl,
- (3) benzoxazolyl,
- (4) quinazolinyl,
- (5) quinolinyl,
- (6) thiadiazolyl,

which is unsubstituted or substituted with halogen, hydroxyl, C<sub>1-6</sub>alkyl, -O-C<sub>1-6</sub>alkyl or phenyl.

An embodiment of the present invention includes compounds wherein R<sup>2</sup> is selected from the group consisting of:

- (1) benzimidazol-2-yl,
- (2) 1,3-benzothiazol-2-yl,
- (3) 1,3-benzoxazol-2-yl,
- (4) 2-quinazolinyl,
- (5) 1-quinolin-2-yl,
- (6) 1,2,4-thiadiazol-5-yl,

which is unsubstituted or substituted with methyl, fluoro, chloro or phenyl.

An embodiment of the present invention includes compounds wherein R<sup>2</sup> is benzothiazolyl, which is unsubstituted or substituted with chloro.

An embodiment of the present invention includes compounds wherein R<sup>2</sup> is 6-chloro-benzothiazolyl.

An embodiment of the present invention includes compounds wherein R<sup>2</sup> is benzoxazolyl.

An embodiment of the present invention includes compounds wherein R<sup>2</sup> is quinazolinyl or quinolinyl.

An embodiment of the present invention includes compounds wherein R<sup>3</sup> and R<sup>4</sup> are independently selected from the group consisting of:

- (1) hydrogen,
- (2) halogen,
- (3) hydroxyl,
- (4) -C<sub>1-6</sub>alkyl,
- (5) -O-C<sub>1-6</sub>alkyl,
- (6) -phenyl,
- (7) -NR<sup>10</sup>R<sup>11</sup>, wherein R<sup>10</sup> and R<sup>11</sup> are independently selected from the group consisting of:
  - (a) hydrogen,

(b) C<sub>1-6</sub>alkyl,  
or R<sup>3</sup> and R<sup>4</sup> taken together form C=O;

An embodiment of the present invention includes compounds wherein R<sup>3</sup> and R<sup>4</sup> are hydrogen.

An embodiment of the present invention includes compounds wherein R<sup>3</sup> is fluoro and R<sup>4</sup> is hydrogen.

An embodiment of the present invention includes compounds wherein R<sup>3</sup> is hydroxyl and R<sup>4</sup> is hydrogen.

An embodiment of the present invention includes compounds wherein R<sup>3</sup> is -NH-C<sub>1-6</sub>alkyl and R<sup>4</sup> is hydrogen.

An embodiment of the present invention includes compounds wherein R<sup>3</sup> is -O-C<sub>1-6</sub>alkyl and R<sup>4</sup> is hydrogen.

An embodiment of the present invention includes compounds wherein R<sup>3</sup> and R<sup>4</sup> taken together form C=O.

Specific embodiments of the present invention include a compound which is selected from the group consisting of the subject compounds of the Examples herein or a pharmaceutically acceptable salt thereof.

The compounds of the present invention may contain one or more asymmetric centers and can thus occur as racemates and racemic mixtures, single enantiomers, diastereomeric mixtures and individual diastereomers. Additional asymmetric centers may be present depending upon the nature of the various substituents on the molecule. Each such asymmetric center will independently produce two optical isomers and it is intended that all of the possible optical isomers and diastereomers in mixtures and as pure or partially purified compounds are included within the ambit of this invention. The present invention is meant to comprehend all such isomeric forms of these compounds. Formula I shows the structure of the class of compounds without specific stereochemistry.

The independent syntheses of these diastereomers or their chromatographic separations may be achieved as known in the art by appropriate modification of the methodology disclosed herein. Their absolute stereochemistry may be determined by the x-ray crystallography of crystalline products or crystalline intermediates which are derivatized, if necessary, with a reagent containing an asymmetric center of known absolute configuration. If desired, racemic mixtures of the compounds may be separated so that the individual enantiomers are isolated. The separation can be carried out by methods well known in the art, such as the coupling of a racemic mixture of compounds to an enantiomerically pure compound to form a diastereomeric

mixture, followed by separation of the individual diastereomers by standard methods, such as fractional crystallization or chromatography. The coupling reaction is often the formation of salts using an enantiomerically pure acid or base. The diastereomeric derivatives may then be converted to the pure enantiomers by cleavage of the added chiral residue. The racemic mixture of the compounds can also be separated directly by chromatographic methods utilizing chiral stationary phases, which methods are well known in the art. Alternatively, any enantiomer of a compound may be obtained by stereoselective synthesis using optically pure starting materials or reagents of known configuration by methods well known in the art.

As appreciated by those of skill in the art, halogen or halo as used herein are intended to include fluoro, chloro, bromo and iodo. Similarly, C<sub>1-6</sub>, as in C<sub>1-6</sub>alkyl is defined to identify the group as having 1, 2, 3, 4, 5 or 6 carbons in a linear or branched arrangement, such that C<sub>1-6</sub>alkyl specifically includes methyl, ethyl, n-propyl, iso-propyl, n-butyl, iso-butyl, tert-butyl, pentyl, and hexyl. A group which is designated as being independently substituted with substituents may be independently substituted with multiple numbers of such substituents. The term "heterocycle" as used herein includes both unsaturated and saturated heterocyclic moieties, wherein the unsaturated heterocyclic moieties (i.e. "heteroaryl") include benzoimidazolyl, benzimidazolonyl, benzofuranyl, benzofurazanyl, benzopyrazolyl, benzothiazolyl, benzotriazolyl, benzothiophenyl, benzoxazepin, benzoxazolyl, carbazolyl, carbolinyl, cinnolinyl, furanyl, imidazolyl, indolinyl, indolyl, indolaziny, indazolyl, isobenzofuranyl, isoindolyl, isoquinolyl, isothiazolyl, isoxazolyl, naphthpyridinyl, oxadiazolyl, oxazolyl, oxazoline, isoxazoline, oxetanyl, pyrazinyl, pyrazolyl, pyridazinyl, pyridopyridinyl, pyridazinyl, pyridyl, pyrimidyl, pyrrolyl, quinazoliny, quinolyl, quinoxaliny, tetrazolyl, tetrazolopyridyl, thiadiazolyl, thiazolyl, thienyl, triazolyl, and N-oxides thereof, and wherein the saturated heterocyclic moieties include azetidiny, 1,4-dioxanyl, hexahydroazepiny, piperaziny, piperidiny, pyridin-2-onyl, pyrrolidiny, morpholiny, tetrahydrofuranyl, thiomorpholiny, and tetrahydrothienyl, and N-oxides thereof.

The term "pharmaceutically acceptable salts" refers to salts prepared from pharmaceutically acceptable non-toxic bases or acids including inorganic or organic bases and inorganic or organic acids. Salts derived from inorganic bases include aluminum, ammonium, calcium, copper, ferric, ferrous, lithium, magnesium, manganic salts, manganous, potassium, sodium, zinc, and the like. Particular embodiments are the ammonium, calcium, magnesium, potassium, and sodium salts. Salts in the solid form may exist in more than one crystal structure, and may also be in the form of hydrates. Salts derived from pharmaceutically acceptable organic non-toxic bases include salts of primary, secondary, and tertiary amines, substituted amines including naturally occurring substituted amines, cyclic amines, and basic ion exchange resins,

such as arginine, betaine, caffeine, choline, N,N'-dibenzylethylene-diamine, diethylamine, 2-diethylaminoethanol, 2-dimethylaminoethanol, ethanolamine, ethylenediamine, N-ethylmorpholine, N-ethylpiperidine, glucamine, glucosamine, histidine, hydrabamine, isopropylamine, lysine, methylglucamine, morpholine, piperazine, piperidine, polyamine resins, procaine, purines, theobromine, triethylamine, trimethylamine, tripropylamine, tromethamine, and the like.

When the compound of the present invention is basic, salts may be prepared from pharmaceutically acceptable non-toxic acids, including inorganic and organic acids. Such acids include acetic, benzenesulfonic, benzoic, camphorsulfonic, citric, ethanesulfonic, fumaric, gluconic, glutamic, hydrobromic, hydrochloric, isethionic, lactic, maleic, malic, mandelic, methanesulfonic, mucic, nitric, pamoic, pantothenic, phosphoric, succinic, sulfuric, tartaric, p-toluenesulfonic acid, and the like. Particular embodiments are the citric, hydrobromic, hydrochloric, maleic, phosphoric, sulfuric, fumaric, and tartaric acids. It will be understood that, as used herein, references to the compounds of Formula I are meant to also include the pharmaceutically acceptable salts.

Exemplifying the invention is the use of the compounds disclosed in the Examples and herein. Specific compounds within the present invention include a compound which selected from the group consisting of the compounds disclosed in the following Examples and pharmaceutically acceptable salts thereof and individual diastereomers thereof.

The subject compounds are useful in a method of antagonizing orexin receptor activity in a patient such as a mammal in need of such inhibition comprising the administration of an effective amount of the compound. The present invention is directed to the use of the compounds disclosed herein as antagonists of orexin receptor activity. In addition to primates, especially humans, a variety of other mammals can be treated according to the method of the present invention. The present invention is further directed to a method for the manufacture of a medicament for antagonizing orexin receptor activity or treating the disorders and diseases noted herein in humans and animals comprising combining a compound of the present invention with a pharmaceutical carrier or diluent.

The subject treated in the present methods is generally a mammal, such as a human being, male or female. The term "therapeutically effective amount" means the amount of the subject compound that will elicit the biological or medical response of a tissue, system, animal or human that is being sought by the researcher, veterinarian, medical doctor or other clinician. It is recognized that one skilled in the art may affect the neurological and psychiatric disorders by treating a patient presently afflicted with the disorders or by prophylactically treating a patient afflicted with the disorders with an effective amount of the compound of the present

invention. As used herein, the terms "treatment" and "treating" refer to all processes wherein there may be a slowing, interrupting, arresting, controlling, or stopping of the progression of the neurological and psychiatric disorders described herein, but does not necessarily indicate a total elimination of all disorder symptoms, as well as the prophylactic therapy of the mentioned conditions, particularly in a patient who is predisposed to such disease or disorder. The terms "administration of" and or "administering a" compound should be understood to mean providing a compound of the invention or a prodrug of a compound of the invention to the individual in need thereof.

The term "composition" as used herein is intended to encompass a product comprising the specified ingredients in the specified amounts, as well as any product which results, directly or indirectly, from combination of the specified ingredients in the specified amounts. Such term in relation to pharmaceutical composition, is intended to encompass a product comprising the active ingredient(s), and the inert ingredient(s) that make up the carrier, as well as any product which results, directly or indirectly, from combination, complexation or aggregation of any two or more of the ingredients, or from dissociation of one or more of the ingredients, or from other types of reactions or interactions of one or more of the ingredients. Accordingly, the pharmaceutical compositions of the present invention encompass any composition made by admixing a compound of the present invention and a pharmaceutically acceptable carrier. By "pharmaceutically acceptable" it is meant the carrier, diluent or excipient must be compatible with the other ingredients of the formulation and not deleterious to the recipient thereof.

The utility of the compounds in accordance with the present invention as orexin receptor OX1R and/or OX2R antagonists may be readily determined without undue experimentation by methodology well known in the art, including the "FLIPR  $\text{Ca}^{2+}$  Flux Assay" (Okumura et al., *Biochem. Biophys. Res. Comm.* 280:976-981, 2001). In a typical experiment the OX1 and OX2 receptor antagonistic activity of the compounds of the present invention was determined in accordance with the following experimental method. For intracellular calcium measurements, Chinese hamster ovary (CHO) cells expressing the rat orexin-1 receptor or the human orexin-2 receptor, are grown in Iscove's modified DMEM containing 2 mM L-glutamine, 0.5 g/ml G418, 1% hypoxanthine-thymidine supplement, 100 U/ml penicillin, 100 ug/ml streptomycin and 10 % heat-inactivated fetal calf serum (FCS). The cells are seeded at 20,000 cells / well into Becton-Dickinson black 384-well clear bottom sterile plates coated with poly-D-lysine. All reagents were from GIBCO-Invitrogen Corp. The seeded plates are incubated overnight at 37°C and 5% CO<sub>2</sub>. Ala<sup>6,12</sup> human orexin-A as the agonist is prepared as a 1 mM stock solution in 1% bovine serum albumin (BSA) and diluted in assay buffer (HBSS containing

20 mM HEPES, 0.1% BSA and 2.5mM probenecid, pH7.4) for use in the assay at a final concentration of 70pM. Test compounds are prepared as 10 mM stock solution in DMSO, then diluted in 384-well plates, first in DMSO, then assay buffer. On the day of the assay, cells are washed 3 times with 100 ul assay buffer and then incubated for 60 min (37° C, 5% CO<sub>2</sub>) in 60 ul assay buffer containing 1 uM Fluo-4AM ester, 0.02 % pluronic acid, and 1 % BSA. The dye loading solution is then aspirated and cells are washed 3 times with 100 ul assay buffer. 30 ul of that same buffer is left in each well. Within the Fluorescent Imaging Plate Reader (FLIPR, Molecular Devices), test compounds are added to the plate in a volume of 25 ul, incubated for 5 min and finally 25 ul of agonist is added. Fluorescence is measured for each well at 1 second intervals for 5 minutes and the height of each fluorescence peak is compared to the height of the fluorescence peak induced by 70 pM Ala<sup>6,12</sup> orexin-A with buffer in place of antagonist. For each antagonist, IC<sub>50</sub> value (the concentration of compound needed to inhibit 50 % of the agonist response) is determined. The intrinsic orexin receptor antagonist activity of a compound which may be used in the present invention may be determined by these assays.

In particular, the compounds of the following examples had activity in antagonizing the rat orexin-1 receptor and/or the human orexin-2 receptor in the aforementioned assays, generally with an IC<sub>50</sub> of less than about 50 μM. Many of the compounds within the present invention had activity in antagonizing the rat orexin-1 receptor and/or the human orexin-2 receptor in the aforementioned assays with an IC<sub>50</sub> of less than about 100 nM. Such a result is indicative of the intrinsic activity of the compounds in use as antagonists of orexin-1 receptor and/or the orexin-2 receptor. The present invention also includes compounds within the generic scope of the invention which possess activity as agonists of the orexin-1 receptor and/or the orexin-2 receptor.

The orexin receptors have been implicated in a wide range of biological functions. This has suggested a potential role for these receptors in a variety of disease processes in humans or other species. The compounds of the present invention have utility in treating, preventing, ameliorating, controlling or reducing the risk of a variety of neurological and psychiatric disorders associated with orexin receptors, including one or more of the following conditions or diseases: sleep disorders, sleep disturbances, including enhancing sleep quality, improving sleep quality, increasing sleep efficiency, augmenting sleep maintenance; increasing the value which is calculated from the time that a subject sleeps divided by the time that a subject is attempting to sleep; improving sleep initiation; decreasing sleep latency or onset (the time it takes to fall asleep); decreasing difficulties in falling asleep; increasing sleep continuity; decreasing the number of awakenings during sleep; decreasing intermittent wakings during sleep; decreasing nocturnal arousals; decreasing the time spent awake following the initial onset of

sleep; increasing the total amount of sleep; reducing the fragmentation of sleep; altering the timing, frequency or duration of REM sleep bouts; altering the timing, frequency or duration of slow wave (i.e. stages 3 or 4) sleep bouts; increasing the amount and percentage of stage 2 sleep; promoting slow wave sleep; enhancing EEG-delta activity during sleep; decreasing nocturnal arousals, especially early morning awakenings; increasing daytime alertness; reducing daytime drowsiness; treating or reducing excessive daytime sleepiness; increasing satisfaction with the intensity of sleep; increasing sleep maintenance; idiopathic insomnia; sleep problems; insomnia, hypersomnia, idiopathic hypersomnia, repeatability hypersomnia, intrinsic hypersomnia, narcolepsy, interrupted sleep, sleep apnea, wakefulness, nocturnal myoclonus, REM sleep interruptions, jet-lag, shift workers' sleep disturbances, dyssomnias, night terror, insomnias associated with depression, emotional/mood disorders, Alzheimer's disease or cognitive impairment, as well as sleep walking and enuresis, and sleep disorders which accompany aging; Alzheimer's sundowning; conditions associated with circadian rhythmicity as well as mental and physical disorders associated with travel across time zones and with rotating shift-work schedules, conditions due to drugs which cause reductions in REM sleep as a side effect; fibromyalgia; syndromes which are manifested by non-restorative sleep and muscle pain or sleep apnea which is associated with respiratory disturbances during sleep; conditions which result from a diminished quality of sleep; increasing learning; augmenting memory; increasing retention of memory; eating disorders associated with excessive food intake and complications associated therewith, compulsive eating disorders, obesity (due to any cause, whether genetic or environmental), obesity-related disorders including overeating and bulimia nervosa, hypertension, diabetes, elevated plasma insulin concentrations and insulin resistance, dyslipidemias, hyperlipidemia, endometrial, breast, prostate and colon cancer, osteoarthritis, obstructive sleep apnea, cholelithiasis, gallstones, heart disease, abnormal heart rhythms and arrhythmias, myocardial infarction, congestive heart failure, coronary heart disease, sudden death, stroke, polycystic ovary disease, craniopharyngioma, the Prader-Willi Syndrome, Frohlich's syndrome, GH-deficient subjects, normal variant short stature, Turner's syndrome, and other pathological conditions showing reduced metabolic activity or a decrease in resting energy expenditure as a percentage of total fat-free mass, e.g, children with acute lymphoblastic leukemia, metabolic syndrome, also known as syndrome X, insulin resistance syndrome, reproductive hormone abnormalities, sexual and reproductive dysfunction, such as impaired fertility, infertility, hypogonadism in males and hirsutism in females, fetal defects associated with maternal obesity, gastrointestinal motility disorders, such as obesity-related gastro-esophageal reflux, respiratory disorders, such as obesity-hypoventilation syndrome (Pickwickian syndrome), breathlessness, cardiovascular disorders, inflammation, such as systemic inflammation of the

vasculature, arteriosclerosis, hypercholesterolemia, hyperuricaemia, lower back pain, gallbladder disease, gout, kidney cancer, increased anesthetic risk, reducing the risk of secondary outcomes of obesity, such as reducing the risk of left ventricular hypertrophy; diseases or disorders where abnormal oscillatory activity occurs in the brain, including depression, migraine, neuropathic pain, Parkinson's disease, psychosis and schizophrenia, as well as diseases or disorders where there is abnormal coupling of activity, particularly through the thalamus; enhancing cognitive function; enhancing memory; increasing memory retention; increasing immune response; increasing immune function; hot flashes; night sweats; extending life span; schizophrenia; muscle-related disorders that are controlled by the excitation/relaxation rhythms imposed by the neural system such as cardiac rhythm and other disorders of the cardiovascular system; conditions related to proliferation of cells such as vasodilation or vasoconstriction and blood pressure; cancer; cardiac arrhythmia; hypertension; congestive heart failure; conditions of the genital/urinary system; disorders of sexual function and fertility; adequacy of renal function; responsiveness to anesthetics; mood disorders, such as depression or more particularly depressive disorders, for example, single episodic or recurrent major depressive disorders and dysthymic disorders, or bipolar disorders, for example, bipolar I disorder, bipolar II disorder and cyclothymic disorder, mood disorders due to a general medical condition, and substance-induced mood disorders; anxiety disorders including acute stress disorder, agoraphobia, generalized anxiety disorder, obsessive-compulsive disorder, panic attack, panic disorder, post-traumatic stress disorder, separation anxiety disorder, social phobia, specific phobia, substance-induced anxiety disorder and anxiety due to a general medical condition; acute neurological and psychiatric disorders such as cerebral deficits subsequent to cardiac bypass surgery and grafting, stroke, ischemic stroke, cerebral ischemia, spinal cord trauma, head trauma, perinatal hypoxia, cardiac arrest, hypoglycemic neuronal damage; Huntington's Chorea; amyotrophic lateral sclerosis; multiple sclerosis; ocular damage; retinopathy; cognitive disorders; idiopathic and drug-induced Parkinson's disease; muscular spasms and disorders associated with muscular spasticity including tremors, epilepsy, convulsions; cognitive disorders including dementia (associated with Alzheimer's disease, ischemia, trauma, vascular problems or stroke, HIV disease, Parkinson's disease, Huntington's disease, Pick's disease, Creutzfeldt-Jacob disease, perinatal hypoxia, other general medical conditions or substance abuse); delirium, amnesic disorders or age related cognitive decline; schizophrenia or psychosis including schizophrenia (paranoid, disorganized, catatonic or undifferentiated), schizophreniform disorder, schizoaffective disorder, delusional disorder, brief psychotic disorder, shared psychotic disorder, psychotic disorder due to a general medical condition and substance-induced psychotic disorder; substance-related disorders and addictive behaviors (including substance-induced delirium,

persisting dementia, persisting amnesic disorder, psychotic disorder or anxiety disorder; tolerance, addictive feeding, dependence or withdrawal from substances including alcohol, amphetamines, cannabis, cocaine, hallucinogens, inhalants, nicotine, opioids, phencyclidine, sedatives, hypnotics or anxiolytics); movement disorders, including akinesias and akinetic-rigid syndromes (including Parkinson's disease, drug-induced parkinsonism, postencephalitic parkinsonism, progressive supranuclear palsy, multiple system atrophy, corticobasal degeneration, parkinsonism-ALS dementia complex and basal ganglia calcification), chronic fatigue syndrome, fatigue, including Parkinson's fatigue, multiple sclerosis fatigue, fatigue caused by a sleep disorder or a circadian rhythm disorder, medication-induced parkinsonism (such as neuroleptic-induced parkinsonism, neuroleptic malignant syndrome, neuroleptic-induced acute dystonia, neuroleptic-induced acute akathisia, neuroleptic-induced tardive dyskinesia and medication-induced postural tremor), Gilles de la Tourette's syndrome, epilepsy, and dyskinesias [including tremor (such as rest tremor, essential tremor, postural tremor and intention tremor), chorea (such as Sydenham's chorea, Huntington's disease, benign hereditary chorea, neuroacanthocytosis, symptomatic chorea, drug-induced chorea and hemiballism), myoclonus (including generalised myoclonus and focal myoclonus), tics (including simple tics, complex tics and symptomatic tics), restless leg syndrome and dystonia (including generalised dystonia such as idiopathic dystonia, drug-induced dystonia, symptomatic dystonia and paroxymal dystonia, and focal dystonia such as blepharospasm, oromandibular dystonia, spasmodic dysphonia, spasmodic torticollis, axial dystonia, dystonic writer's cramp and hemiplegic dystonia); attention deficit/hyperactivity disorder (ADHD); conduct disorder; migraine (including migraine headache); urinary incontinence; substance tolerance, substance withdrawal (including, substances such as opiates, nicotine, tobacco products, alcohol, benzodiazepines, cocaine, sedatives, hypnotics, etc.); psychosis; schizophrenia; anxiety (including generalized anxiety disorder, panic disorder, and obsessive compulsive disorder); mood disorders (including depression, mania, bipolar disorders); trigeminal neuralgia; hearing loss; tinnitus; neuronal damage including ocular damage; retinopathy; macular degeneration of the eye; emesis; brain edema; pain, including acute and chronic pain states, severe pain, intractable pain, inflammatory pain, neuropathic pain, post-traumatic pain, bone and joint pain (osteoarthritis), repetitive motion pain, dental pain, cancer pain, myofascial pain (muscular injury, fibromyalgia), perioperative pain (general surgery, gynecological), chronic pain, neuropathic pain, post-traumatic pain, trigeminal neuralgia, migraine and migraine headache.

Thus, in specific embodiments the present invention provides methods for: enhancing the quality of sleep; augmenting sleep maintenance; increasing REM sleep; increasing stage 2 sleep; decreasing fragmentation of sleep patterns; treating insomnia; enhancing cognition;

increasing memory retention; treating or controlling obesity; treating or controlling depression; treating, controlling, ameliorating or reducing the risk of epilepsy, including absence epilepsy; treating or controlling pain, including neuropathic pain; treating or controlling Parkinson's disease; treating or controlling psychosis; or treating, controlling, ameliorating or reducing the risk of schizophrenia, in a mammalian patient in need thereof which comprises administering to the patient a therapeutically effective amount of a compound of the present invention.

The subject compounds are further useful in a method for the prevention, treatment, control, amelioration, or reduction of risk of the diseases, disorders and conditions noted herein. The dosage of active ingredient in the compositions of this invention may be varied, however, it is necessary that the amount of the active ingredient be such that a suitable dosage form is obtained. The active ingredient may be administered to patients (animals and human) in need of such treatment in dosages that will provide optimal pharmaceutical efficacy. The selected dosage depends upon the desired therapeutic effect, on the route of administration, and on the duration of the treatment. The dose will vary from patient to patient depending upon the nature and severity of disease, the patient's weight, special diets then being followed by a patient, concurrent medication, and other factors which those skilled in the art will recognize. Generally, dosage levels of between 0.0001 to 10 mg/kg. of body weight daily are administered to the patient, e.g., humans and elderly humans, to obtain effective antagonism of orexin receptors. The dosage range will generally be about 0.5 mg to 1.0 g. per patient per day which may be administered in single or multiple doses. In one embodiment, the dosage range will be about 0.5 mg to 500 mg per patient per day; in another embodiment about 0.5 mg to 200 mg per patient per day; and in yet another embodiment about 5 mg to 50 mg per patient per day. Pharmaceutical compositions of the present invention may be provided in a solid dosage formulation such as comprising about 0.5 mg to 500 mg active ingredient, or comprising about 1 mg to 250 mg active ingredient. The pharmaceutical composition may be provided in a solid dosage formulation comprising about 1 mg, 5 mg, 10 mg, 25 mg, 50 mg, 100 mg, 200 mg or 250 mg active ingredient. For oral administration, the compositions may be provided in the form of tablets containing 1.0 to 1000 milligrams of the active ingredient, such as 1, 5, 10, 15, 20, 25, 50, 75, 100, 150, 200, 250, 300, 400, 500, 600, 750, 800, 900, and 1000 milligrams of the active ingredient for the symptomatic adjustment of the dosage to the patient to be treated. The compounds may be administered on a regimen of 1 to 4 times per day, such as once or twice per day.

The compounds of the present invention may be used in combination with one or more other drugs in the treatment, prevention, control, amelioration, or reduction of risk of diseases or conditions for which compounds of the present invention or the other drugs may have

utility, where the combination of the drugs together are safer or more effective than either drug alone. Such other drug(s) may be administered, by a route and in an amount commonly used therefor, contemporaneously or sequentially with a compound of the present invention. When a compound of the present invention is used contemporaneously with one or more other drugs, a pharmaceutical composition in unit dosage form containing such other drugs and the compound of the present invention is contemplated. However, the combination therapy may also include therapies in which the compound of the present invention and one or more other drugs are administered on different overlapping schedules. It is also contemplated that when used in combination with one or more other active ingredients, the compounds of the present invention and the other active ingredients may be used in lower doses than when each is used singly. Accordingly, the pharmaceutical compositions of the present invention include those that contain one or more other active ingredients, in addition to a compound of the present invention. The above combinations include combinations of a compound of the present invention not only with one other active compound, but also with two or more other active compounds.

Likewise, compounds of the present invention may be used in combination with other drugs that are used in the prevention, treatment, control, amelioration, or reduction of risk of the diseases or conditions for which compounds of the present invention are useful. Such other drugs may be administered, by a route and in an amount commonly used therefor, contemporaneously or sequentially with a compound of the present invention. When a compound of the present invention is used contemporaneously with one or more other drugs, a pharmaceutical composition containing such other drugs in addition to the compound of the present invention is contemplated. Accordingly, the pharmaceutical compositions of the present invention include those that also contain one or more other active ingredients, in addition to a compound of the present invention.

The weight ratio of the compound of the compound of the present invention to the second active ingredient may be varied and will depend upon the effective dose of each ingredient. Generally, an effective dose of each will be used. Thus, for example, when a compound of the present invention is combined with another agent, the weight ratio of the compound of the present invention to the other agent will generally range from about 1000:1 to about 1:1000, such as about 200:1 to about 1:200. Combinations of a compound of the present invention and other active ingredients will generally also be within the aforementioned range, but in each case, an effective dose of each active ingredient should be used. In such combinations the compound of the present invention and other active agents may be administered separately or in conjunction. In addition, the administration of one element may be prior to, concurrent to, or subsequent to the administration of other agent(s).

The compounds of the present invention may be administered in combination with other compounds which are known in the art to be useful for enhancing sleep quality and preventing and treating sleep disorders and sleep disturbances, including e.g., sedatives, hypnotics, anxiolytics, antipsychotics, antianxiety agents, antihistamines, benzodiazepines, barbiturates, cyclopyrrolones, GABA agonists, 5HT-2 antagonists including 5HT-2A antagonists and 5HT-2A/2C antagonists, histamine antagonists including histamine H3 antagonists, histamine H3 inverse agonists, imidazopyridines, minor tranquilizers, melatonin agonists and antagonists, melatonergic agents, other orexin antagonists, orexin agonists, prokineticin agonists and antagonists, pyrazolopyrimidines, T-type calcium channel antagonists, triazolopyridines, and the like, such as: adinazolam, allobarbital, alonimid, alprazolam, amitriptyline, amobarbital, amoxapine, armodafinil, APD-125, bentazepam, benzoctamine, brotizolam, bupropion, busprione, butabarbital, butalbital, capromorelin, capuride, carbocloral, chloral betaine, chloral hydrate, chlordiazepoxide, clomipramine, clonazepam, cloperidone, clorazepate, clorethate, clozapine, conazepam, cyprazepam, desipramine, dexclamol, diazepam, dichloralphenazone, divalproex, diphenhydramine, doxepin, EMD-281014, eplivanserin, estazolam, eszopiclone, ethchlorynol, etomidate, fenobam, flunitrazepam, flurazepam, fluvoxamine, fluoxetine, fosazepam, gaboxadol, glutethimide, halazepam, hydroxyzine, ibutamoren, imipramine, indiplon, lithium, lorazepam, lormetazepam, LY-156735, maprotiline, MDL-100907, mecloqualone, melatonin, mephobarbital, meprobamate, methaqualone, methyprylon, midaflur, midazolam, modafinil, nefazodone, NGD-2-73, nisobamate, nitrazepam, nortriptyline, oxazepam, paraldehyde, paroxetine, pentobarbital, perlapine, perphenazine, phenelzine, phenobarbital, prazepam, promethazine, propofol, protriptyline, quazepam, ramelteon, reclazepam, roletamide, secobarbital, sertraline, suproclone, TAK-375, temazepam, thioridazine, tiagabine, tracazolate, tranlycypromaine, trazodone, triazolam, trepipam, tricetamide, triclofos, trifluoperazine, trimetozine, trimipramine, uldazepam, venlafaxine, zaleplon, zolazepam, zopiclone, zolpidem, and salts thereof, and combinations thereof, and the like, or the compound of the present invention may be administered in conjunction with the use of physical methods such as with light therapy or electrical stimulation.

In another embodiment, the subject compound may be employed in combination with other compounds which are known in the art, either administered separately or in the same pharmaceutical compositions, include, but are not limited to: insulin sensitizers including (i) PPAR $\gamma$  antagonists such as glitazones (e.g. ciglitazone; darglitazone; englitazone; isaglitazone (MCC-555); pioglitazone; rosiglitazone; troglitazone; tularik; BRL49653; CLX-0921; 5-BTZD), GW-0207, LG-100641, and LY-300512, and the like); (iii) biguanides such as metformin and phenformin; (b) insulin or insulin mimetics, such as biota, LP-100, novarapid, insulin detemir,

insulin lispro, insulin glargine, insulin zinc suspension (lente and ultralente); Lys-Pro insulin, GLP-1 (73-7) (insulintropin); and GLP-1 (7-36)-NH<sub>2</sub>); (c) sulfonylureas, such as acetohexamide; chlorpropamide; diabinese; glibenclamide; glipizide; glyburide; glimepiride; gliclazide; glipentide; gliquidone; glisolamide; tolazamide; and tolbutamide; (d)  $\alpha$ -glucosidase inhibitors, such as acarbose, adiposine; camiglibose; emiglitate; miglitol; voglibose; pradimicin-Q; salbostatin; CKD-711; MDL-25,637; MDL-73,945; and MOR 14, and the like; (e) cholesterol lowering agents such as (i) HMG-CoA reductase inhibitors (atorvastatin, itavastatin, fluvastatin, lovastatin, pravastatin, rivastatin, rosuvastatin, simvastatin, and other statins), (ii) bile acid absorbers/sequestrants, such as cholestyramine, colestipol, dialkylaminoalkyl derivatives of a cross-linked dextran; Colestid®; LoCholest®, and the like, (ii) nicotiny alcohol, nicotinic acid or a salt thereof, (iii) proliferator-activator receptor  $\alpha$  agonists such as fenofibric acid derivatives (gemfibrozil, clofibrate, fenofibrate and benzafibrate), (iv) inhibitors of cholesterol absorption such as stanol esters, beta-sitosterol, sterol glycosides such as tiqueside; and azetidinones such as ezetimibe, and the like, and (acyl CoA:cholesterol acyltransferase (ACAT)) inhibitors such as avasimibe, and melinamide, (v) anti-oxidants, such as probucol, (vi) vitamin E, and (vii) thyromimetics; (f) PPAR $\alpha$  agonists such as beclofibrate, benzafibrate, ciprofibrate, clofibrate, etofibrate, fenofibrate, and gemfibrozil; and other fibric acid derivatives, such as Atromid®, Lopid® and Tricor®, and the like, and PPAR $\alpha$  agonists as described in WO 97/36579 by Glaxo; (g) PPAR $\delta$  agonists; (h) PPAR  $\alpha/\delta$  agonists, such as muraglitazar, and the compounds disclosed in US 6,414,002; and (i) anti-obesity agents, such as (1) growth hormone secretagogues, growth hormone secretagogue receptor agonists/antagonists, such as NN703, hexarelin, MK-0677, SM-130686, CP-424,391, L-692,429, and L-163,255; (2) protein tyrosine phosphatase-1B (PTP-1B) inhibitors; (3) cannabinoid receptor ligands, such as cannabinoid CB<sub>1</sub> receptor antagonists or inverse agonists, such as rimonabant (Sanofi Synthelabo), AMT-251, and SR-14778 and SR 141716A (Sanofi Synthelabo), SLV-319 (Solway), BAY 65-2520 (Bayer); (4) anti-obesity serotonergic agents, such as fenfluramine, dexfenfluramine, phentermine, and sibutramine; (5)  $\beta$ 3-adrenoreceptor agonists, such as AD9677/TAK677 (Dainippon/Takeda), CL-316,243, SB 418790, BRL-37344, L-796568, BMS-196085, BRL-35135A, CGP12177A, BTA-243, Trecadrine, Zeneca D7114, SR 59119A; (6) pancreatic lipase inhibitors, such as orlistat (Xenical®), Triton WR1339, RHC80267, lipstatin, tetrahydrolipstatin, teasaponin, diethylumbelliferyl phosphate; (7) neuropeptide Y1 antagonists, such as BIBP3226, J-115814, BIBO 3304, LY-357897, CP-671906, GI-264879A; (8) neuropeptide Y5 antagonists, such as GW-569180A, GW-594884A, GW-587081X, GW-548118X, FR226928, FR 240662, FR252384, 1229U91, GI-264879A, CGP71683A, LY-377897, PD-160170, SR-120562A, SR-120819A and JCF-104; (9) melanin-concentrating hormone (MCH) receptor antagonists; (10)

melanin-concentrating hormone 1 receptor (MCH1R) antagonists, such as T-226296 (Takeda); (11) melanin-concentrating hormone 2 receptor (MCH2R) agonist/antagonists; (12) orexin receptor antagonists, such as SB-334867-A, and those disclosed in patent publications herein; (13) serotonin reuptake inhibitors such as fluoxetine, paroxetine, and sertraline; (14) melanocortin agonists, such as Melanotan II; (15) other Mc4r (melanocortin 4 receptor) agonists, such as CHIR86036 (Chiron), ME-10142, and ME-10145 (Melacure), CHIR86036 (Chiron); PT-141, and PT-14 (Palatin); (16) 5HT-2 agonists; (17) 5HT2C (serotonin receptor 2C) agonists, such as BVT933, DPCA37215, WAY161503, R-1065; (18) galanin antagonists; (19) CCK agonists; (20) CCK-A (cholecystokinin-A) agonists, such as AR-R 15849, GI 181771, JMV-180, A-71378, A-71623 and SR14613; (22) corticotropin-releasing hormone agonists; (23) histamine receptor-3 (H3) modulators; (24) histamine receptor-3 (H3) antagonists/inverse agonists, such as hioperamide, 3-(1H-imidazol-4-yl)propyl N-(4-pentenyl)carbamate, clobenpropit, iodophenpropit, imoproxifan, GT2394 (Gliatech), and O-[3-(1H-imidazol-4-yl)propanol]-carbamates; (25)  $\beta$ -hydroxy steroid dehydrogenase-1 inhibitors ( $\beta$ -HSD-1); (26) PDE (phosphodiesterase) inhibitors, such as theophylline, pentoxifylline, zaprinast, sildenafil, amrinone, milrinone, cilostamide, rolipram, and cilomilast; (27) phosphodiesterase-3B (PDE3B) inhibitors; (28) NE (norepinephrine) transport inhibitors, such as GW 320659, despiramine, talsupram, and nomifensine; (29) ghrelin receptor antagonists; (30) leptin, including recombinant human leptin (PEG-OB, Hoffman La Roche) and recombinant methionyl human leptin (Amgen); (31) leptin derivatives; (32) BRS3 (bombesin receptor subtype 3) agonists such as [D-Phe<sup>6</sup>,beta-Ala<sup>11</sup>,Phe<sup>13</sup>,Nle<sup>14</sup>]Bn(6-14) and [D-Phe<sup>6</sup>,Phe<sup>13</sup>]Bn(6-13)propylamide, and those compounds disclosed in Pept. Sci. 2002 Aug; 8(8): 461-75); (33) CNTF (Ciliary neurotrophic factors), such as GI-181771 (Glaxo-SmithKline), SR146131 (Sanofi Synthelabo), butabindide, PD170,292, and PD 149164 (Pfizer); (34) CNTF derivatives, such as axokine (Regeneron); (35) monoamine reuptake inhibitors, such as sibutramine; (36) UCP-1 (uncoupling protein-1), 2, or 3 activators, such as phytanic acid, 4-[(E)-2-(5,6,7,8-tetrahydro-5,5,8,8-tetramethyl-2-naphthalenyl)-1-propenyl]benzoic acid (TTNPB), retinoic acid; (37) thyroid hormone  $\beta$  agonists, such as KB-2611 (KaroBioBMS); (38) FAS (fatty acid synthase) inhibitors, such as Cerulenin and C75; (39) DGAT1 (diacylglycerol acyltransferase 1) inhibitors; (40) DGAT2 (diacylglycerol acyltransferase 2) inhibitors; (41) ACC2 (acetyl-CoA carboxylase-2) inhibitors; (42) glucocorticoid antagonists; (43) acyl-estrogens, such as oleoyl-estrone, disclosed in del Mar-Grasa, M. et al., Obesity Research, 9:202-9 (2001); (44) dipeptidyl peptidase IV (DP-IV) inhibitors, such as isoleucine thiazolidide, valine pyrrolidide, NVP-DPP728, LAF237, MK-431, P93/01, TSL 225, TMC-2A/2B/2C, FE 999011, P9310/K364, VIP 0177, SDZ 274-444; (46) dicarboxylate transporter inhibitors; (47) glucose transporter inhibitors; (48) phosphate

transporter inhibitors; (49) Metformin (Glucophage®); and (50) Topiramate (Topimax®); and (50) peptide YY, PYY 3-36, peptide YY analogs, derivatives, and fragments such as BIM-43073D, BIM-43004C (Olitvak, D.A. et al., *Dig. Dis. Sci.* 44(3):643-48 (1999)); (51) Neuropeptide Y2 (NPY2) receptor agonists such as NPY3-36, N acetyl [Leu(28,31)] NPY 24-36, TASP-V, and cyclo-(28/32)-Ac-[Lys28-Glu32]-(25-36)-pNPY; (52) Neuropeptide Y4 (NPY4) agonists such as pancreatic peptide (PP), and other Y4 agonists such as 1229U91; (54) cyclooxygenase-2 inhibitors such as etoricoxib, celecoxib, valdecoxib, parecoxib, lumiracoxib, BMS347070, tiracoxib or JTE522, ABT963, CS502 and GW406381, and pharmaceutically acceptable salts thereof; (55) Neuropeptide Y1 (NPY1) antagonists such as BIBP3226, J-115814, BIBO 3304, LY-357897, CP-671906, GI-264879A; (56) Opioid antagonists such as nalmefene (Revex ®), 3-methoxynaltrexone, naloxone, naltrexone; (57) 11 $\beta$  HSD-1 (11-beta hydroxy steroid dehydrogenase type 1) inhibitor such as BVT 3498, BVT 2733; (58) aminorex; (59) amfecloral; (60) amphetamine; (61) benzphetamine; (62) chlorphentermine; (63) clobenzorex; (64) cloforex; (65) clominorex; (66) clortermine; (67) cyclexedrine; (68) dextroamphetamine; (69) diphenmethoxidine, (70) N-ethylamphetamine; (71) fenbutrazate; (72) fenisorex; (73) fenproporex; (74) fludorex; (75) fluminorex; (76) furfurylmethylamphetamine; (77) levamfetamine; (78) levophacetoperane; (79) mafenorex; (80) metamfepramone; (81) methamphetamine; (82) norpseudoephedrine; (83) pentorex; (84) phendimetrazine; (85) phenmetrazine; (86) picilorex; (87) phytopharm 57; and (88) zonisamide.

In another embodiment, the subject compound may be employed in combination with an anti-depressant or anti-anxiety agent, including norepinephrine reuptake inhibitors (including tertiary amine tricyclics and secondary amine tricyclics), selective serotonin reuptake inhibitors (SSRIs), monoamine oxidase inhibitors (MAOIs), reversible inhibitors of monoamine oxidase (RIMAs), serotonin and noradrenaline reuptake inhibitors (SNRIs), corticotropin releasing factor (CRF) antagonists,  $\alpha$ -adrenoreceptor antagonists, neurokinin-1 receptor antagonists, atypical anti-depressants, benzodiazepines, 5-HT<sub>1A</sub> agonists or antagonists, especially 5-HT<sub>1A</sub> partial agonists, and corticotropin releasing factor (CRF) antagonists. Specific agents include: amitriptyline, clomipramine, doxepin, imipramine and trimipramine; amoxapine, desipramine, maprotiline, nortriptyline and protriptyline; fluoxetine, fluvoxamine, paroxetine and sertraline; isocarboxazid, phenelzine, tranylcypromine and selegiline; moclobemide: venlafaxine; aprepitant; bupropion, lithium, nefazodone, trazodone and viloxazine; alprazolam, chlordiazepoxide, clonazepam, chlorazepate, diazepam, halazepam, lorazepam, oxazepam and prazepam; buspirone, flesinoxan, gepirone and ipsapirone, and pharmaceutically acceptable salts thereof.

In another embodiment, the subject compound may be employed in combination with anti-Alzheimer's agents; beta-secretase inhibitors; gamma-secretase inhibitors; growth hormone secretagogues; recombinant growth hormone; HMG-CoA reductase inhibitors; NSAID's including ibuprofen; vitamin E; anti-amyloid antibodies; CB-1 receptor antagonists or CB-1 receptor inverse agonists; antibiotics such as doxycycline and rifampin; N-methyl-D-aspartate (NMDA) receptor antagonists, such as memantine; cholinesterase inhibitors such as galantamine, rivastigmine, donepezil, and tacrine; growth hormone secretagogues such as ibutamoren, ibutamoren mesylate, and capromorelin; histamine H<sub>3</sub> antagonists; AMPA agonists; PDE IV inhibitors; GABA<sub>A</sub> inverse agonists; or neuronal nicotinic agonists.

In another embodiment, the subject compound may be employed in combination with sedatives, hypnotics, anxiolytics, antipsychotics, antianxiety agents, cyclopyrrolones, imidazopyridines, pyrazolopyrimidines, minor tranquilizers, melatonin agonists and antagonists, melatonergic agents, benzodiazepines, barbiturates, 5HT-2 antagonists, and the like, such as: adinazolam, allobarbitol, alonimid, alprazolam, amitriptyline, amobarbital, amoxapine, bentazepam, benzoctamine, brotizolam, bupropion, busprione, butabarbital, butalbital, capuride, carbocloral, chloral betaine, chloral hydrate, chlordiazepoxide, clomipramine, clonazepam, cloperidone, clorazepate, clorethate, clozapine, cyprazepam, desipramine, dexclamol, diazepam, dichloralphenazone, divalproex, diphenhydramine, doxepin, estazolam, ethchlorvynol, etomidate, fenobam, flunitrazepam, flurazepam, fluvoxamine, fluoxetine, fosazepam, glutethimide, halazepam, hydroxyzine, imipramine, lithium, lorazepam, lormetazepam, maprotiline, mecloqualone, melatonin, mephobarbital, meprobamate, methaqualone, midafur, midazolam, nefazodone, nisobamate, nitrazepam, nortriptyline, oxazepam, paraldehyde, paroxetine, pentobarbital, perlapine, perphenazine, phenelzine, phenobarbital, prazepam, promethazine, propofol, protriptyline, quazepam, reclazepam, roletamide, secobarbital, sertraline, suproclone, temazepam, thioridazine, tracazolate, tranlycypromaine, trazodone, triazolam, trepipam, tricetamide, triclofos, trifluoperazine, trimetozine, trimipramine, uldazepam, venlafaxine, zaleplon, zolazepam, zolpidem, and salts thereof, and combinations thereof, and the like, or the subject compound may be administered in conjunction with the use of physical methods such as with light therapy or electrical stimulation.

In another embodiment, the subject compound may be employed in combination with levodopa (with or without a selective extracerebral decarboxylase inhibitor such as carbidopa or benserazide), anticholinergics such as biperiden (optionally as its hydrochloride or lactate salt) and trihexyphenidyl (benzhexol) hydrochloride, COMT inhibitors such as entacapone, MOA-B inhibitors, antioxidants, A<sub>2a</sub> adenosine receptor antagonists, cholinergic agonists, NMDA receptor antagonists, serotonin receptor antagonists and dopamine receptor

agonists such as alentemol, bromocriptine, fenoldopam, lisuride, naxagolide, pergolide and pramipexole. It will be appreciated that the dopamine agonist may be in the form of a pharmaceutically acceptable salt, for example, alentemol hydrobromide, bromocriptine mesylate, fenoldopam mesylate, naxagolide hydrochloride and pergolide mesylate. Lisuride and pramipexol are commonly used in a non-salt form.

In another embodiment, the subject compound may be employed in combination with acetophenazine, alentemol, benzhexol, bromocriptine, biperiden, chlorpromazine, chlorprothixene, clozapine, diazepam, fenoldopam, fluphenazine, haloperidol, levodopa, levodopa with benserazide, levodopa with carbidopa, lisuride, loxapine, mesoridazine, molindolone, naxagolide, olanzapine, pergolide, perphenazine, pimozide, pramipexole, risperidone, sulpiride, tetrabenazine, trihexyphenidyl, thioridazine, thiothixene or trifluoperazine.

In another embodiment, the subject compound may be employed in combination with a compound from the phenothiazine, thioxanthene, heterocyclic dibenzazepine, butyrophenone, diphenylbutylpiperidine and indolone classes of neuroleptic agent. Suitable examples of phenothiazines include chlorpromazine, mesoridazine, thioridazine, acetophenazine, fluphenazine, perphenazine and trifluoperazine. Suitable examples of thioxanthenes include chlorprothixene and thiothixene. An example of a dibenzazepine is clozapine. An example of a butyrophenone is haloperidol. An example of a diphenylbutylpiperidine is pimozide. An example of an indolone is molindolone. Other neuroleptic agents include loxapine, sulpiride and risperidone. It will be appreciated that the neuroleptic agents when used in combination with the subject compound may be in the form of a pharmaceutically acceptable salt, for example, chlorpromazine hydrochloride, mesoridazine besylate, thioridazine hydrochloride, acetophenazine maleate, fluphenazine hydrochloride, flurphenazine enathate, fluphenazine decanoate, trifluoperazine hydrochloride, thiothixene hydrochloride, haloperidol decanoate, loxapine succinate and molindone hydrochloride. Perphenazine, chlorprothixene, clozapine, haloperidol, pimozide and risperidone are commonly used in a non-salt form.

In another embodiment, the subject compound may be employed in combination with an anorectic agent such as aminorex, ampechloral, amphetamine, benzphetamine, chlorphentermine, clobenzorex, cloforex, clominorex, clortermine, cyclexedrine, dexfenfluramine, dextroamphetamine, diethylpropion, diphemethoxidine, N-ethylamphetamine, fenbutrazate, fenfluramine, fenisorex, fenproporex, fludorex, fluminorex, furfurylmethylamphetamine, levamphetamine, levophacetoperane, mazindol, mefenorex, metamfepramone, methamphetamine, norpseudoephedrine, pentorex, phendimetrazine, phenmetrazine, phentermine, phenylpropanolamine, picilorex and sibutramine; selective serotonin reuptake inhibitor (SSRI); halogenated amphetamine derivatives, including

chlorphentermine, cloforex, clortermine, dexfenfluramine, fenfluramine, picilorex and sibutramine; and pharmaceutically acceptable salts thereof

In another embodiment, the subject compound may be employed in combination with an opiate agonist, a lipoxigenase inhibitor, such as an inhibitor of 5-lipoxygenase, a cyclooxygenase inhibitor, such as a cyclooxygenase-2 inhibitor, an interleukin inhibitor, such as an interleukin-1 inhibitor, an NMDA antagonist, an inhibitor of nitric oxide or an inhibitor of the synthesis of nitric oxide, a non-steroidal antiinflammatory agent, or a cytokine-suppressing antiinflammatory agent, for example with a compound such as acetaminophen, aspirin, codiene, fentanyl, ibuprofen, indomethacin, ketorolac, morphine, naproxen, phenacetin, piroxicam, a steroidal analgesic, sufentanyl, sunlindac, tenidap, and the like. Similarly, the subject compound may be administered with a pain reliever; a potentiator such as caffeine, an H2-antagonist, simethicone, aluminum or magnesium hydroxide; a decongestant such as phenylephrine, phenylpropanolamine, pseudophedrine, oxymetazoline, ephinephrine, naphazoline, xylometazoline, propylhexedrine, or levo-desoxy-ephedrine; an antiitussive such as codeine, hydrocodone, caramiphen, carbetapentane, or dexamethorphan; a diuretic; and a sedating or non-sedating antihistamine.

The compounds of the present invention may be administered by oral, parenteral (e.g., intramuscular, intraperitoneal, intravenous, ICV, intracisternal injection or infusion, subcutaneous injection, or implant), by inhalation spray, nasal, vaginal, rectal, sublingual, or topical routes of administration and may be formulated, alone or together, in suitable dosage unit formulations containing conventional non-toxic pharmaceutically acceptable carriers, adjuvants and vehicles appropriate for each route of administration. In addition to the treatment of warm-blooded animals such as mice, rats, horses, cattle, sheep, dogs, cats, monkeys, etc., the compounds of the invention are effective for use in humans.

The pharmaceutical compositions for the administration of the compounds of this invention may conveniently be presented in dosage unit form and may be prepared by any of the methods well known in the art of pharmacy. All methods include the step of bringing the active ingredient into association with the carrier which constitutes one or more accessory ingredients. In general, the pharmaceutical compositions are prepared by uniformly and intimately bringing the active ingredient into association with a liquid carrier or a finely divided solid carrier or both, and then, if necessary, shaping the product into the desired formulation. In the pharmaceutical composition the active object compound is included in an amount sufficient to produce the desired effect upon the process or condition of diseases. As used herein, the term "composition" is intended to encompass a product comprising the specified ingredients in the specified

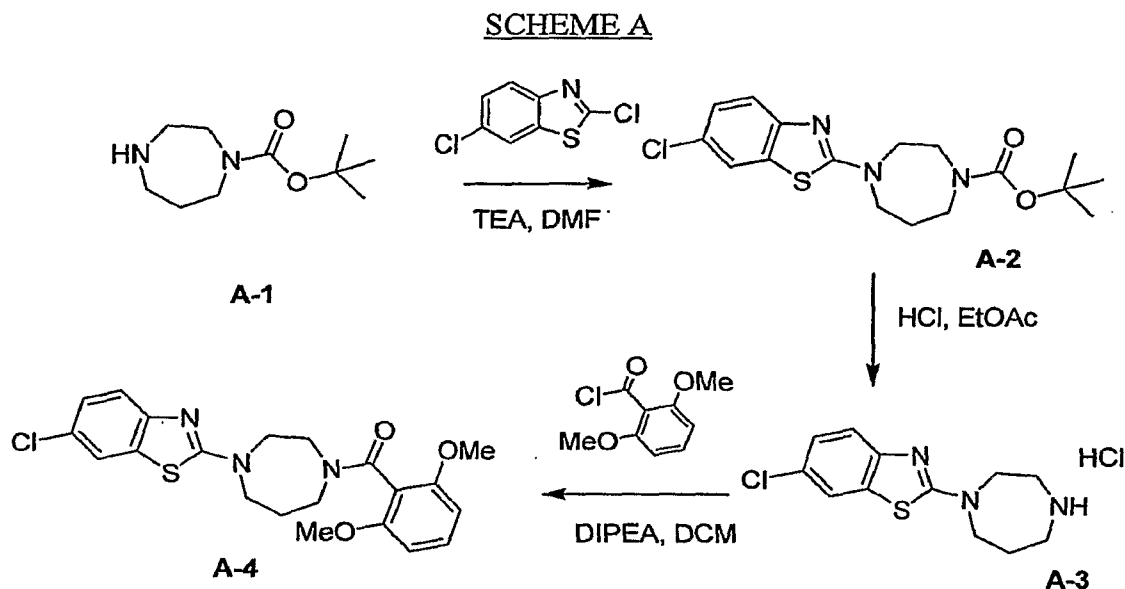
amounts, as well as any product which results, directly or indirectly, from combination of the specified ingredients in the specified amounts.

Pharmaceutical compositions intended for oral use may be prepared according to any method known to the art for the manufacture of pharmaceutical compositions and such compositions may contain one or more agents selected from the group consisting of sweetening agents, flavoring agents, coloring agents and preserving agents in order to provide pharmaceutically elegant and palatable preparations. Tablets contain the active ingredient in admixture with non-toxic pharmaceutically acceptable excipients which are suitable for the manufacture of tablets. These excipients may be for example, inert diluents, such as calcium carbonate, sodium carbonate, lactose, calcium phosphate or sodium phosphate; granulating and disintegrating agents, for example, corn starch, or alginic acid; binding agents, for example starch, gelatin or acacia, and lubricating agents, for example magnesium stearate, stearic acid or talc. The tablets may be uncoated or they may be coated by known techniques to delay disintegration and absorption in the gastrointestinal tract and thereby provide a sustained action over a longer period. Compositions for oral use may also be presented as hard gelatin capsules wherein the active ingredient is mixed with an inert solid diluent, for example, calcium carbonate, calcium phosphate or kaolin, or as soft gelatin capsules wherein the active ingredient is mixed with water or an oil medium, for example peanut oil, liquid paraffin, or olive oil. Aqueous suspensions contain the active materials in admixture with excipients suitable for the manufacture of aqueous suspensions. Oily suspensions may be formulated by suspending the active ingredient in a suitable oil. Oil-in-water emulsions may also be employed. Dispersible powders and granules suitable for preparation of an aqueous suspension by the addition of water provide the active ingredient in admixture with a dispersing or wetting agent, suspending agent and one or more preservatives. Pharmaceutical compositions of the present compounds may be in the form of a sterile injectable aqueous or oleagenous suspension. The compounds of the present invention may also be administered in the form of suppositories for rectal administration. For topical use, creams, ointments, jellies, solutions or suspensions, etc., containing the compounds of the present invention may be employed. The compounds of the present invention may also be formulated for administered by inhalation. The compounds of the present invention may also be administered by a transdermal patch by methods known in the art.

Several methods for preparing the compounds of this invention are illustrated in the following Schemes and Examples. Starting materials are made according to procedures known in the art or as illustrated herein. The following abbreviations are used herein: Me: methyl; Et: ethyl; t-Bu: *tert*-butyl; Ar: aryl; Ph: phenyl; Bn: benzyl; Ac: acetyl; THF: tetrahydrofuran; DEAD: diethylazodicarboxylate; DIPEA: N,N-diisopropylethylamine; DMSO:

dimethylsulfoxide; EDC: N-(3-Dimethylaminopropyl)-N'-ethylcarbodiimide; HOBt: hydroxybenzotriazole hydrate; Boc: tert-butyloxy carbonyl; Et<sub>3</sub>N: triethylamine; DCM: dichloromethane; DCE: dichloroethane; BSA: bovine serum albumin; TFA: trifluoroacetic acid; DMF: N,N-dimethylformamide; MTBE: methyl tert-butyl ether; SOCl<sub>2</sub>: thionyl chloride; CDI: carbonyl diimidazole; rt: room temperature; HPLC: high performance liquid chromatography. The compounds of the present invention can be prepared in a variety of fashions.

In some cases the final product may be further modified, for example, by manipulation of substituents. These manipulations may include, but are not limited to, reduction, oxidation, alkylation, acylation, and hydrolysis reactions which are commonly known to those skilled in the art. In some cases the order of carrying out the foregoing reaction schemes may be varied to facilitate the reaction or to avoid unwanted reaction products. The following examples are provided so that the invention might be more fully understood. These examples are illustrative only and should not be construed as limiting the invention in any way.



tert-butyl 4-(6-chloro-1,3-benzothiazol-2-yl)-1,4-diazepane-1-carboxylate (A-2)

A solution of A-1 (2.4 g, 12 mmol) in DMF (6 ml) was treated with 2.45 g (12 mmol) 2,6-dichlorobenzothiazole and 1.7 mL (12 mmol) triethylamine and stirred at 100°C overnight. After cooling to room temperature, the reaction was diluted with EtOAc, washed with water and then brine. The organic phase was dried over MgSO<sub>4</sub>, filtered and concentrated to provide A-2. Data for A-2: <sup>1</sup>HNMR (500 MHz, CDCl<sub>3</sub>) δ 7.55 (s, 1H), 7.4 (m, 1H), 7.25 (m, 1H), 3.8 – 3.6 (m, 6H), 3.5 – 3.3 (m, 2H), 2.05 (m, 2H), 1.4 (m, 9H) ppm.

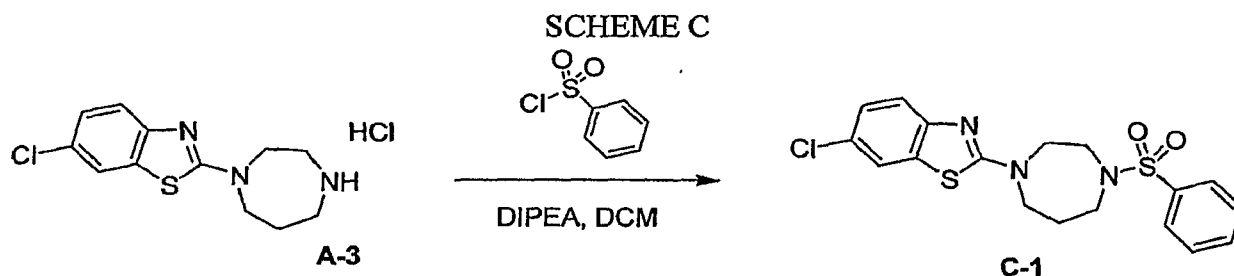
6-chloro-2-(1,4-diazepan-1-yl)-1,3-benzothiazole hydrochloride (A-3)

A solution of A-2 in EtOAc was treated with HCl (g) and stirred overnight at room temperature in a sealed flask. The reaction was concentrated by rotary evaporation to provide the hydrochloride salt A-3 as a white solid. Data for A-3: LC/MS: rt = 1.32 min; m/z (M + H) = 268.0 found; 268.1 required for free-base.

6-chloro-2-[4-(2,6-dimethoxybenzoyl)-1,4-diazepan-1-yl]-1,3-benzothiazole (A-4)

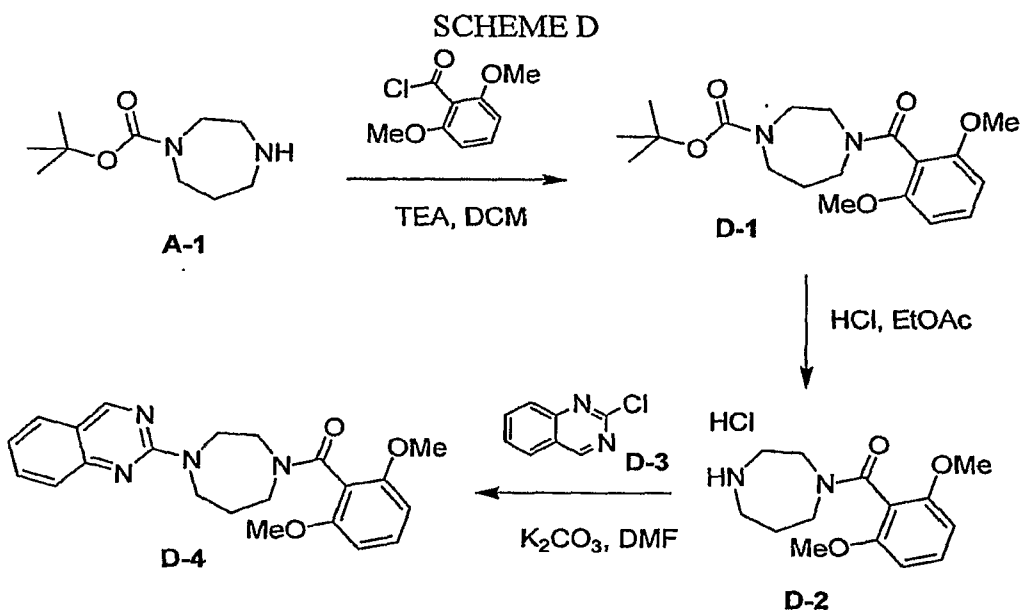
To a solution of A-3 (250 mg, 0.82 mmol) in 3 mL CH<sub>2</sub>Cl<sub>2</sub> was added 720 μL (4.1 mmol) triethylamine and 206 mg (1.0 mmol) 2,6-dimethoxybenzoyl chloride. After stirring for 3 h, the reaction was dumped into water and partitioned with the aid of additional DCM. After separation of the layers, the organic was dried with Na<sub>2</sub>SO<sub>4</sub> and concentrated by rotary evaporation. The residue was purified by flash column chromatography (hexanes/EtOAc) to





6-chloro-2-[4-(phenylsulfonyl)-1,4-diazepan-1-yl]-1,3-benzothiazole (C-1)

To a solution of A-3 (30 mg, 0.1 mmol) in 1 mL of  $\text{CH}_2\text{Cl}_2$  was added 19  $\mu\text{L}$  (0.15 mmol) benzenesulfonyl chloride and 50  $\mu\text{L}$  (0.3 mmol) DIPEA and the reaction was stirred overnight at room temperature. The reaction was partitioned between EtOAc and saturated aqueous  $\text{NH}_4\text{Cl}$ . The layers were separated and the organic was washed twice with brine, dried over  $\text{MgSO}_4$  and concentrated by rotary evaporation. The residue was purified by reverse phase HPLC ( $\text{CH}_3\text{CN}/\text{H}_2\text{O}$  containing 0.1% TFA as a modifier) to provide C-1. Data for C-1: LRMS  $m/z$  (M+H) 407.9 found; 408.0 required.



tert-butyl 4-(2,6-dimethoxybenzoyl)-1,4-diazepane-1-carboxylate (D-1)

To a solution of A-1 (7.2 g, 36.0 mmol) in 50 mL  $\text{CH}_2\text{Cl}_2$  was added 10.0 mL (72 mmol) triethylamine and 7.93 g (39.6 mmol) 2,6-dimethoxybenzoyl chloride. After stirring for 72 h, the reaction was dumped into 10% aqueous citric acid and partitioned with the aid of additional  $\text{CH}_2\text{Cl}_2$ . After separation of the layers, the aqueous was extracted again with  $\text{CH}_2\text{Cl}_2$ , the combined organic layers were washed with saturated aqueous  $\text{NaHCO}_3$ , then water,

and dried over Na<sub>2</sub>SO<sub>4</sub>. Following concentration by rotary evaporation, the residue was purified by flash column chromatography (hexanes/EtOAc) to provide D-1 as a white solid. Data for D-1: LC/MS: *rt* = 2.02 min; *m/z* (M + H) = 365.1, found; 365.2 required.

#### 1-(2,6-dimethoxybenzoyl)-1,4-diazepane hydrochloride (D-2)

A solution of 5.0 g (13.7 mmol) D-2 in 150 mL EtOAc was treated with HCl (g) until the solution was warm to the touch. The reaction flask was sealed with a stopper and allowed to stir at room temperature overnight. The solvents were removed by rotary evaporation, the residue was triturated with Et<sub>2</sub>O, and again concentrated to provide D-2 as an off-white solid. Data for D-2: LC/MS (see two conformers under these conditions): *rt* = 0.62 & 0.87 min; *m/z* (M + H) = 265.1, found; 265.1 required for the free-base.

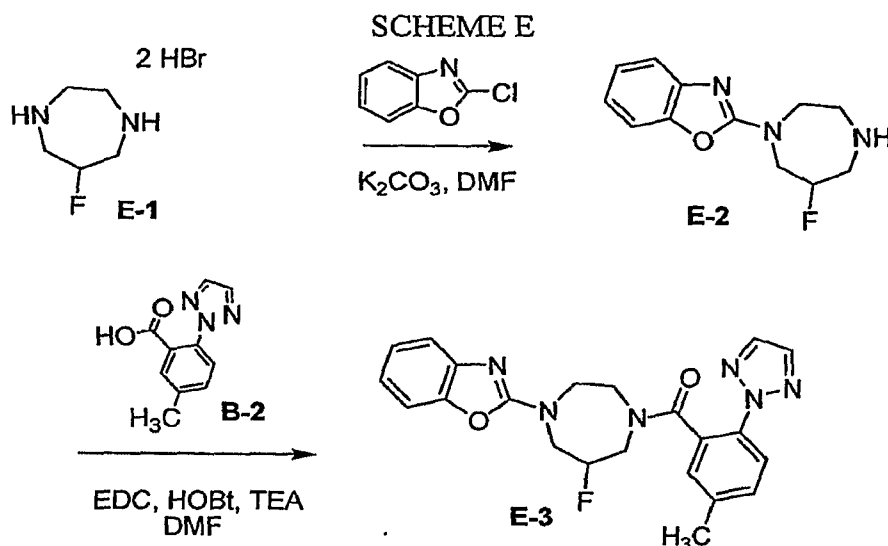
#### 2-chloroquinazoline (D-3)

To a solution of 1.0 g (8.3 mmol) 2-aminobenzaldehyde in 30 mL THF at 0°C was added 1.73 mL (12.4 mmol) triethylamine followed by 980 mg (3.30 mmol) triphosgene. After stirring 4 h at 0°C, 9.4 mL (66 mmol) of a 7M solution of NH<sub>3</sub> in MeOH was added and the resulting mixture was stirred overnight while slowly warming to room temperature. The solvents were removed by rotary evaporation and the residue was triturated with Et<sub>2</sub>O and water. The resulting white solid was removed by filtration to provide the intermediate carbonyl compound [quinazolin-2(1*H*)-one]. A solution of 55mg (0.37 mmol) of this material in 1 mL POCl<sub>3</sub> was heated to 100°C for 1 h, at which time most of the excess solvent was removed with a stream of N<sub>2</sub>. The residue was partitioned between EtOAc and a 5% aqueous solution of Na<sub>2</sub>CO<sub>3</sub>. After separation of the layers, the organic was washed with brine and dried over Na<sub>2</sub>SO<sub>4</sub>. Following concentration by rotary evaporation, the residue was purified by flash column chromatography (hexanes/EtOAc) to provide D-3 as a white solid. Data for D-3: LC/MS: *rt* = 1.51 min; *m/z* (M + H) = 165.0, found; 165.0 required; <sup>1</sup>HNMR (500 MHz, CDCl<sub>3</sub>) δ 9.35 (s, 1H), 8.0 (m, 3H), 7.7 (s, 1H) ppm.

#### 2-[4-(2,6-dimethoxybenzoyl)-1,4-diazepan-1-yl]quinazoline (D-4)

A solution of 100 mg (0.33 mmol) D-2 in DMF (2 ml) was treated with 60 mg (0.37 mmol) D-3 and 140 mg (1 mmol) K<sub>2</sub>CO<sub>3</sub> and stirred at 100°C in a microwave reactor for 20 min. After cooling to room temperature, the reaction was diluted with EtOAc, washed with saturated aqueous NaHCO<sub>3</sub>, then 3 times with brine and dried over Na<sub>2</sub>SO<sub>4</sub>. Following concentration by rotary evaporation, the residue was purified by flash column chromatography

(hexanes/EtOAc) to provide D-4 as a beige solid. Data for D-4: HRMS (APCI)  $m/z$  (M+H) 393.1930 found; 393.1921 required.

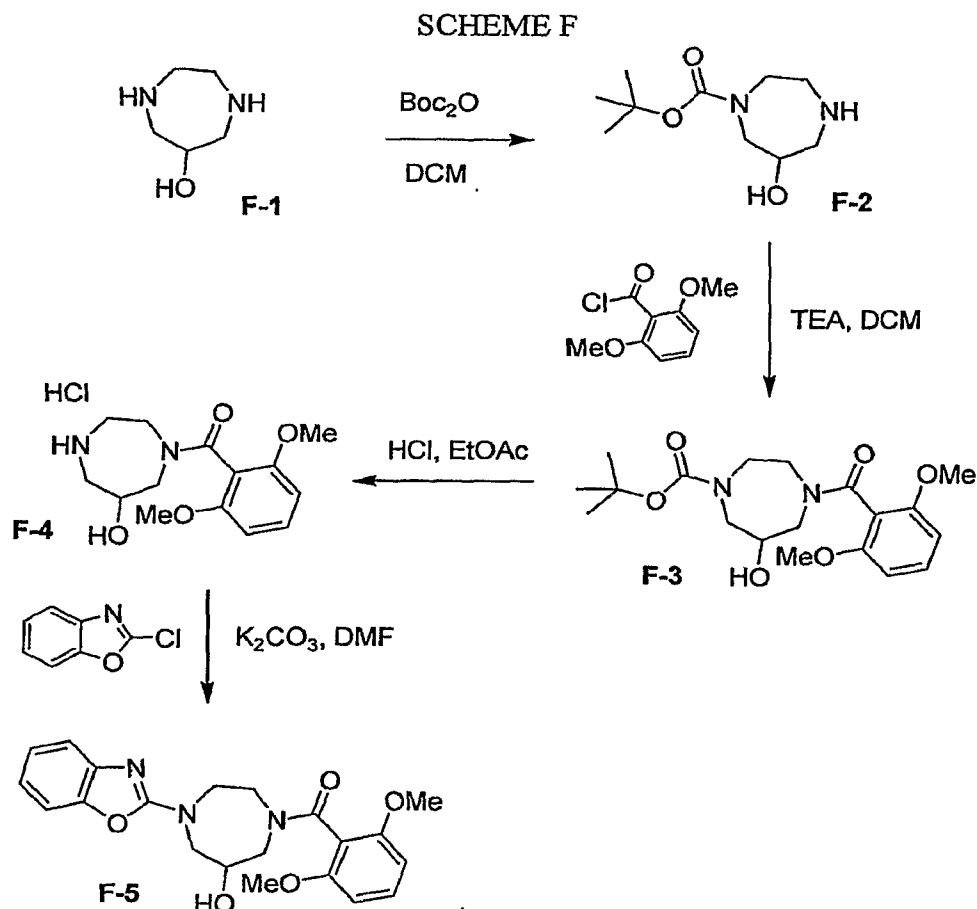


2-(6-fluoro-1,4-diazepan-1-yl)-1,3-benzoxazole (E-2)

A solution of 3.2g (11.4 mmol) E-1 (C. B. Ziegler et. al. *J. Med. Chem.* 1990, 33, 142-146) in DMF (30 ml) was treated with 1.44 mL (12.6 mmol) 2-chlorobenzoxazole and 6.4 g (45.7 mmol)  $K_2CO_3$  and stirred at 80°C in an oil bath for 1h. After cooling to room temperature, the reaction was diluted with EtOAc, washed with saturated aqueous  $NaHCO_3$ , then 3 times with brine and dried over  $Na_2SO_4$ . LC/MS indicates that the desired material was in the aqueous phases, so they were combined, saturated with NaCl and extracted 3 x with 2:1  $CHCl_3/EtOH$ . These extracts were concentrated to provide E-2 as an off-white solid. Data for E-2: LC/MS:  $rt = 0.94$  min;  $m/z$  (M + H) = 236.1, found; 236.1 required.

2-{4-[5-methyl-2-(2H-1,2,3-triazol-2-yl)benzoyl]-1,4-diazepan-1-yl}-1,3-benzoxazole (E-3)

To a solution of 410 mg (1.74 mmol) E-2, 425 mg (2.1 mmol) B-2, 294 mg (2.2 mmol) 1-hydroxybenzotriazole hydrate, and 730  $\mu L$  (5.2 mmol) triethylamine in 25 mL of DMF was added 418 mg (2.2 mmol) EDC and the reaction was stirred at 50°C for 3 h. The reaction was partitioned between EtOAc and saturated aqueous  $NaHCO_3$ . The layers were separated and the organic was washed twice with brine, dried over  $Na_2SO_4$  and concentrated by rotary evaporation. The residue was purified by column chromatography on silica gel (EtOAc/hexanes) to provide E-3 as a white solid. Data for E-3: HRMS (APCI)  $m/z$  (M+H) 421.1785 found; 421.1783 required.



*tert*-butyl 6-hydroxy-1,4-diazepane-1-carboxylate (F-2)

To a solution of F-1 (W. S. Sarri et. al. J. Org. Chem. 1971, 36, 1711-1714) in a solution of MeOH/CH<sub>2</sub>Cl<sub>2</sub> cooled to 0°C was added dropwise di-*tert*-butyl dicarbonate (in a 0.126 mol ratio) in CH<sub>2</sub>Cl<sub>2</sub>. The reaction was slowly warmed to room temperature while stirring overnight. The CH<sub>2</sub>Cl<sub>2</sub> was removed by rotary evaporation, the residue was dissolved in water and filtered through a Buchner funnel. The filtrate was extracted with CHCl<sub>3</sub>, dried over Na<sub>2</sub>SO<sub>4</sub>, and concentrated by rotary evaporation. The residue was purified by column chromatography on silica gel (1:9 MeOH/CHCl<sub>3</sub>) to provide F-2 as a pale yellow oil. Data for F-2: LC/MS: rt = 0.89 min; *m/z* (M + H) = 217.1, found; 217.1 required.

*tert*-butyl 4-(2,6-dimethoxybenzoyl)-6-hydroxy-1,4-diazepane-1-carboxylate (F-3)

To a solution of F-2 (1.02 g, 4.72 mmol) in 100 mL CH<sub>2</sub>Cl<sub>2</sub> at -78°C was added 1.31 mL (9.43 mmol) triethylamine and 993 mg (4.95 mmol) 2,6-dimethoxybenzoyl chloride. After stirring while slowly warming to room temperature overnight, the reaction was dumped

into 10% aqueous citric acid and partitioned with the aid of additional  $\text{CH}_2\text{Cl}_2$ . After separation of the layers, the aqueous was extracted again with  $\text{CH}_2\text{Cl}_2$ , the combined organic layers were washed with saturated aqueous  $\text{NaHCO}_3$ , then water, and dried over  $\text{Na}_2\text{SO}_4$ . Following concentration by rotary evaporation, the residue was purified by flash column chromatography (hexanes/EtOAc) to provide F-3 as a white solid. Data for F-3: LC/MS (see two conformers under these conditions):  $rt = 1.57 \text{ \& } 1.79 \text{ min}$ ;  $m/z (M + H) = 381.0$ , found; 381.2 required.

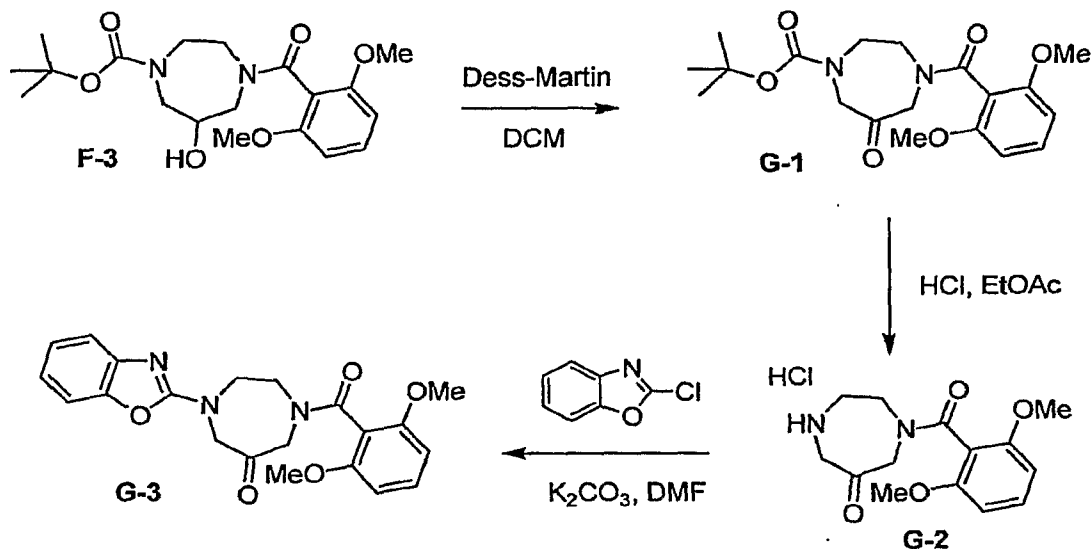
1-(2,6-dimethoxybenzoyl)-1,4-diazepan-6-ol hydrochloride (F-4)

A solution of 182 mg (0.48 mmol) F-3 in 10 mL EtOAc was treated with HCl (g) until the solution was warm to the touch. The reaction flask was sealed with a stopper and allowed to stir at room temperature overnight. The solvents were removed by rotary evaporation, the residue was triturated with  $\text{Et}_2\text{O}$ , and again concentrated to provide F-4 as a white solid. Data for F-4: LC/MS:  $rt = 0.41 \text{ min}$ ;  $m/z (M + H) = 281.2$ , found; 281.1 required for the free-base.

1-(1,3-benzoxazol-2-yl)-4-(2,6-dimethoxybenzoyl)-1,4-diazepan-6-ol (F-5)

A solution of 105 mg (0.33 mmol) F-4 in DMF (3 ml) was treated with 56 mg (0.35 mmol) 2-chlorobenzoxazole and 185 mg (1.32 mmol)  $\text{K}_2\text{CO}_3$  and stirred at  $80^\circ\text{C}$  in a microwave reactor for 20 min. After cooling to room temperature, the reaction was diluted with EtOAc, washed with saturated aqueous  $\text{NaHCO}_3$ , then 3 times with brine and dried over  $\text{Na}_2\text{SO}_4$ . Following concentration by rotary evaporation, the residue was purified by flash column chromatography (hexanes/EtOAc) to provide F-5 as a white solid. Data for F-5: HRMS (APCI)  $m/z (M+H) 398.1722$  found; 398.1711 required.

SCHEME G

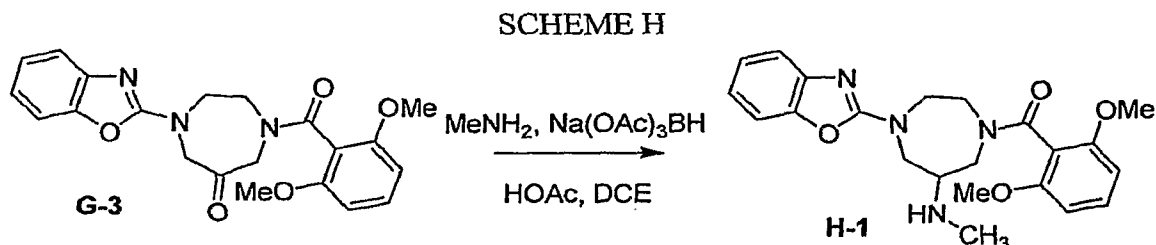


*tert*-butyl 4-(2,6-dimethoxybenzoyl)-6-oxo-1,4-diazepane-1-carboxylate (G-1)

A solution of 550 mg (1.45 mmol) F-3 in CH<sub>2</sub>Cl<sub>2</sub> (40 ml) was treated with 736 mg (1.74 mmol) Dess-Martin Periodinane. After stirring for 1 h at room temperature, a 5% aqueous solution of Na<sub>2</sub>SO<sub>3</sub> and a saturated aqueous solution of NaHCO<sub>3</sub> were added successively, and the resultant biphasic mixture was stirred vigorously for 30 min. The reaction was added to a separatory funnel, the layers were separated, and the aqueous was extracted with CH<sub>2</sub>Cl<sub>2</sub>. The combined organic phases were washed with saturated aqueous NaHCO<sub>3</sub>, then water, dried over Na<sub>2</sub>SO<sub>4</sub>, and concentrated by rotary evaporation to provide G-1 as a white taffy. Data for G-1: LC/MS (see two conformers under these conditions): *rt* = 1.97 & 2.06 min; *m/z* (M + H) = 379.0, found; 379.2 required.

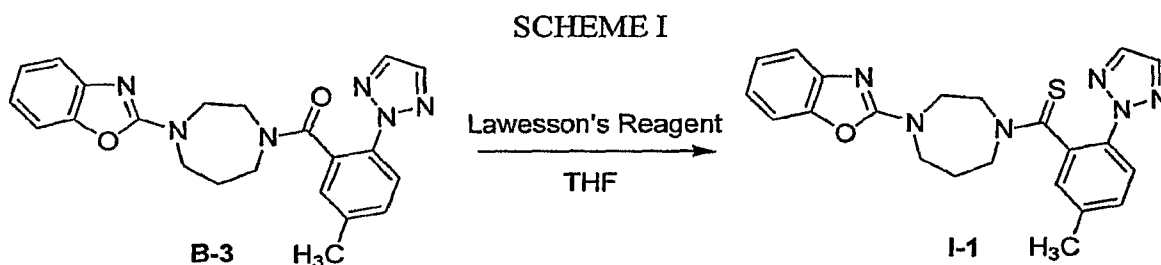
1-(1,3-benzoxazol-2-yl)-4-(2,6-dimethoxybenzoyl)-1,4-diazepan-6-one (G-3)

The G-1 material made in the previous procedure dissolved in 25 mL EtOAc was treated with HCl (g) until the solution was warm to the touch. The reaction flask was sealed with a stopper and allowed to stir at room temperature 1.5 h. The solvents were removed by rotary evaporation, the residue was triturated with Et<sub>2</sub>O, and again concentrated to provide G-2. This material was dissolved in 10 mL DMF and treated with 244 mg (1.6 mmol) 2-chlorobenzoxazole and 607 mg (4.34 mmol) K<sub>2</sub>CO<sub>3</sub> and stirred at 60°C in an oil bath for 2 h. After cooling to room temperature, the reaction was diluted with EtOAc, washed with saturated aqueous NaHCO<sub>3</sub>, then 3 times with brine and dried over Na<sub>2</sub>SO<sub>4</sub>. Following concentration by rotary evaporation, the residue was purified by flash column chromatography (hexanes/EtOAc) to provide G-3 as a pale yellow solid. Data for G-3: HRMS (APCI) *m/z* (M+H) 396.1551 found; 396.1554 required.



1-(1,3-benzoxazol-2-yl)-4-(2,6-dimethoxybenzoyl)-N-methyl-1,4-diazepan-6-amine (H-1)

To a solution of 61 mg (0.154 mmol) G-3 in 5 mL 1,2-dichloroethane was added 770  $\mu$ L (1.54 mmol) of 2M methylamine in THF and 40  $\mu$ L (0.62 mmol) HOAc. After stirring for 2 h at room temperature, 65 mg (0.31 mmol) sodium triacetoxyborohydride was added and the reaction was stirred overnight at room temperature. It was then diluted with EtOAc, washed with saturated aqueous NaHCO<sub>3</sub>, then brine, and dried over Na<sub>2</sub>SO<sub>4</sub>. Following concentration by rotary evaporation, the residue was purified by flash column chromatography (EtOAc/20:1:1 EtOH:NH<sub>4</sub>OH:H<sub>2</sub>O) to provide H-1 as a white solid. Data for H-1: HRMS (APCI) *m/z* (M+H) 411.2028 found; 411.2027 required.



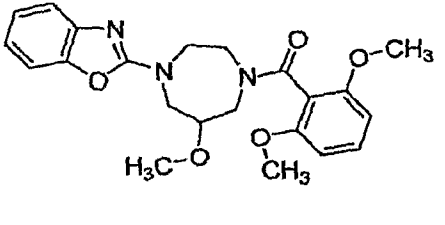
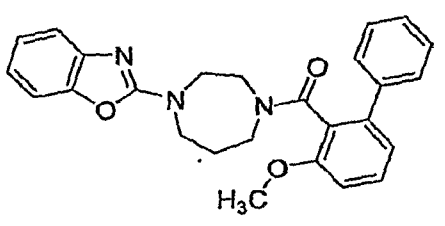
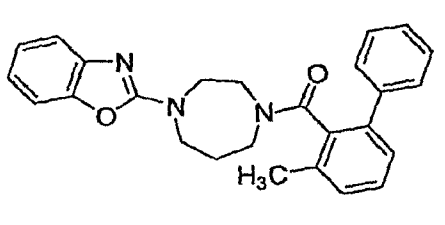
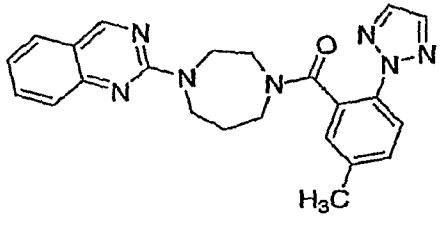
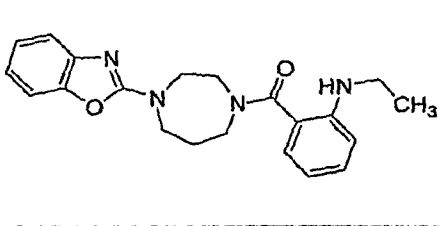
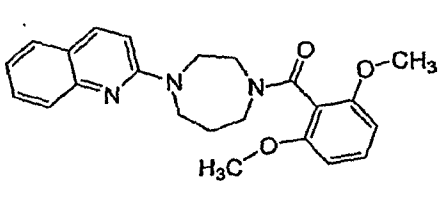
2-(4-{[5-methyl-2-(2H-1,2,3-triazol-2-yl)phenyl]carbonothioyl}-1,4-diazepan-1-yl)-1,3-benzoxazole (I-1)

To a solution of 100 mg (0.25 mmol) B-3 in 1 mL THF was added 60 mg (0.149 mmol) Lawesson's reagent and the reaction was stirred 72 h at room temperature. An additional 60 mg of Lawesson's reagent was added and the mixture was heated at 50°C for several hours. The reaction was then heated at 100°C for 5 minutes in a microwave reactor. An additional 100 mg of Lawesson's was added and the reaction was heated at 100°C in the microwave for an additional 10 minutes. To the reaction was added silica gel, the mixture was concentrated, then purified by flash column chromatography (EtOAc/hexanes) to provide I-1 as an off-white solid. Data for I-1: HRMS (APCI) *m/z* (M+H) 419.1652 found; 419.1649 required.

TABLE 1

The following compounds were prepared using the foregoing methodology, but substituting the appropriately substituted reagent, as described in the foregoing Reaction Schemes and Examples. The requisite starting materials were commercially available, described in the literature or readily synthesized by one skilled in the art of organic synthesis without undue experimentation. Some final products were purified by flash chromatography (SiO<sub>2</sub>; EtOAc/hexanes) and were isolated as the free-base; alternately, some products were purified by reverse phase HPLC (CH<sub>3</sub>CN/H<sub>2</sub>O containing 0.1% TFA as a modifier) and isolated as the TFA salt, in which case the masses reported and found are for the free-base.

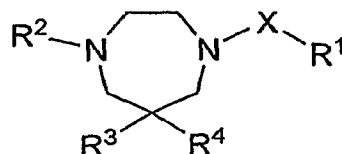
Cmp	Structure	Name	HRMS <i>m/z</i> (M+H)
<u>1-1</u>		4-(biphenyl-2-ylcarbonyl)-1-(6-chloro-1,3-benzothiazol-2-yl)-1,4-diazepane	HRMS <i>m/z</i> (M+H) 448.1233 found, 448.1245 required.
<u>1-2</u>		1-(6-chloro-1,3-benzothiazol-2-yl)-4-(2-methoxy-4-methylbenzoyl)-1,4-diazepane	HRMS <i>m/z</i> (M+H) 416.1190 found, 416.1194 required.
<u>1-3</u>		2-{4-[(2-methyl-5-phenyl-1,3-thiazol-4-yl)carbonyl]-1,4-diazepan-1-yl}-1,3-benzoxazole	HRMS <i>m/z</i> (M+H) 419.1547 found, 419.1536 required.
<u>1-4</u>		1-(2,6-dimethoxybenzoyl)-4-(3-phenyl-1,2,4-thiadiazol-5-yl)-1,4-diazepane	HRMS <i>m/z</i> (M+H) 425.1653 found, 425.1642 required.

<u>1-5</u>		2-[4-(2,6-dimethoxybenzoyl)-6-methoxy-1,4-diazepan-1-yl]-1,3-benzoxazole	HRMS <i>m/z</i> (M+H) 412.1881 found, 412.1867 required.
<u>1-6</u>		2-{4-[(3-methoxybiphenyl-2-yl)carbonyl]-1,4-diazepan-1-yl}-1,3-benzoxazole	HRMS <i>m/z</i> (M+H) 428.1983 found, 428.1969 required.
<u>1-7</u>		2-{4-[(3-methylbiphenyl-2-yl)carbonyl]-1,4-diazepan-1-yl}-1,3-benzoxazole	HRMS <i>m/z</i> (M+H) 412.2022 found, 412.2020 required.
<u>1-8</u>		2-{4-[5-methyl-2-(2H-1,2,3-triazol-2-yl)benzoyl]-1,4-diazepan-1-yl}quinazoline	HRMS <i>m/z</i> (M+H) 414.2040 found, 414.2037 required.
<u>1-9</u>		1-(1,3-benzoxazol-2-yl)-4-[2-(ethylamino)benzoyl]-1,4-diazepane	HRMS <i>m/z</i> (M+H) 365.1979 found, 365.1972 required.
<u>1-10</u>		4-(2,6-dimethoxybenzoyl)-1-quinolin-2-yl-1,4-diazepane	HRMS <i>m/z</i> (M+H) 392.1973 found, 392.1969 required.

While the invention has been described and illustrated with reference to certain particular embodiments thereof, those skilled in the art will appreciate that various adaptations, changes, modifications, substitutions, deletions, or additions of procedures and protocols may be made without departing from the spirit and scope of the invention.

## WHAT IS CLAIMED IS:

1. A compound of the formula I:



I

wherein:

X is selected from  $-\text{SO}_2-$ ,  $-\text{(C=O)-}$ , and  $-\text{(C=S)-}$ ;

R<sup>1</sup> is selected from the group consisting of:

- (1) phenyl, where the phenyl is substituted with R<sup>1a</sup>, R<sup>1b</sup> and R<sup>1c</sup>, and
- (2) naphthyl, where the naphthyl is substituted with R<sup>1a</sup>, R<sup>1b</sup> and R<sup>1c</sup>;
- (3) heteroaryl, where the heteroaryl is substituted with R<sup>1a</sup>, R<sup>1b</sup> and R<sup>1c</sup>;

R<sup>2</sup> is heteroaryl, where the heteroaryl is substituted with R<sup>2a</sup>, R<sup>2b</sup> and R<sup>2c</sup>;

R<sup>1a</sup>, R<sup>1b</sup>, R<sup>1c</sup>, R<sup>2a</sup>, R<sup>2b</sup> and R<sup>2c</sup> are independently selected from the group consisting of:

- (1) hydrogen,
- (2) halogen,
- (3) hydroxyl,
- (4)  $-\text{(C=O)}_m\text{-O}_n\text{-C}_{1-6}\text{alkyl}$ , where m is 0 or 1, n is 0 or 1 (wherein if m is 0 or n is 0, a bond is present) and where the alkyl is unsubstituted or substituted with one or more substituents selected from R<sup>13</sup>,
- (5)  $-\text{(C=O)}_m\text{-O}_n\text{-C}_{3-6}\text{cycloalkyl}$ , where the cycloalkyl is unsubstituted or substituted with one or more substituents selected from R<sup>13</sup>,
- (6)  $-\text{(C=O)}_m\text{-C}_{2-4}\text{alkenyl}$ , where the alkenyl is unsubstituted or substituted with one or more substituents selected from R<sup>13</sup>,
- (7)  $-\text{(C=O)}_m\text{-C}_{2-4}\text{alkynyl}$ , where the alkynyl is unsubstituted or substituted with one or more substituents selected from R<sup>13</sup>,
- (8)  $-\text{(C=O)}_m\text{-O}_n\text{-phenyl}$  or  $-\text{(C=O)}_m\text{-O}_n\text{-naphthyl}$ , where the phenyl or naphthyl is unsubstituted or substituted with one or more substituents selected from R<sup>13</sup>,
- (9)  $-\text{(C=O)}_m\text{-O}_n\text{-heterocycle}$ , where the heterocycle is unsubstituted or substituted with one or more substituents selected from R<sup>13</sup>,

- (10)  $-(C=O)_m-NR^{10}R^{11}$ , wherein  $R^{10}$  and  $R^{11}$  are independently selected from the group consisting of:
- (a) hydrogen,
  - (b)  $C_{1-6}$ alkyl, which is unsubstituted or substituted with one or more substituents selected from  $R^{13}$ ,
  - (c)  $C_{3-6}$ alkenyl, which is unsubstituted or substituted with one or more substituents selected from  $R^{13}$ ,
  - (d) cycloalkyl, which is unsubstituted or substituted with one or more substituents selected from  $R^{13}$ ,
  - (e) phenyl, which is unsubstituted or substituted with one or more substituents selected from  $R^{13}$ , and
  - (f) heterocycle, which is unsubstituted or substituted with one or more substituents selected from  $R^{13}$ ,
- (11)  $-S(O)_2-NR^{10}R^{11}$ ,
- (12)  $-S(O)_q-R^{12}$ , where  $q$  is 0, 1 or 2 and where  $R^{12}$  is selected from the definitions of  $R^{10}$  and  $R^{11}$ ,
- (13)  $-CO_2H$ ,
- (14)  $-CN$ , and
- (15)  $-NO_2$ ;

$R^3$  and  $R^4$  are independently selected from the group consisting of:

- (1) hydrogen,
- (2) halogen,
- (3) hydroxyl,
- (4)  $-C_{1-6}$ alkyl, where the alkyl is unsubstituted or substituted with one or more substituents selected from  $R^{13}$ ,
- (5)  $-O-C_{1-6}$ alkyl, where the alkyl is unsubstituted or substituted with one or more substituents selected from  $R^{13}$ ,
- (6)  $-phenyl$  or  $-naphthyl$ , where the phenyl or naphthyl is unsubstituted or substituted with one or more substituents selected from  $R^{13}$ ,
- (7)  $-NR^{10}R^{11}$ , wherein  $R^{10}$  and  $R^{11}$  are independently selected from the group consisting of:
  - (a) hydrogen,

- (b) C<sub>1-6</sub>alkyl, which is unsubstituted or substituted with one or more substituents selected from R<sup>13</sup>,  
or R<sup>3</sup> and R<sup>4</sup> taken together form C=O;

R<sup>13</sup> is selected from the group consisting of:

- (1) halogen,
- (2) hydroxyl,
- (3) -(C=O)<sub>m</sub>-O<sub>n</sub>-C<sub>1-6</sub>alkyl, where the alkyl is unsubstituted or substituted with one or more substituents selected from R<sup>14</sup>,
- (4) -O<sub>n</sub>-(C<sub>1-3</sub>)perfluoroalkyl,
- (5) -(C=O)<sub>m</sub>-O<sub>n</sub>-C<sub>3-6</sub>cycloalkyl, where the cycloalkyl is unsubstituted or substituted with one or more substituents selected from R<sup>14</sup>,
- (6) -(C=O)<sub>m</sub>-C<sub>2-4</sub>alkenyl, where the alkenyl is unsubstituted or substituted with one or more substituents selected from R<sup>14</sup>,
- (7) -(C=O)<sub>m</sub>-O<sub>n</sub>-phenyl or -(C=O)<sub>m</sub>-O<sub>n</sub>-naphthyl, where the phenyl or naphthyl is unsubstituted or substituted with one or more substituents selected from R<sup>14</sup>,
- (8) -(C=O)<sub>m</sub>-O<sub>n</sub>-heterocycle, where the heterocycle is unsubstituted or substituted with one or more substituents selected from R<sup>14</sup>,
- (9) -(C=O)<sub>m</sub>-NR<sup>10</sup>R<sup>11</sup>,
- (10) -S(O)<sub>2</sub>-NR<sup>10</sup>R<sup>11</sup>,
- (11) -S(O)<sub>q</sub>-R<sup>12</sup>,
- (12) -CO<sub>2</sub>H,
- (13) -CN, and
- (14) -NO<sub>2</sub>;

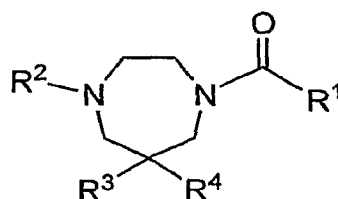
R<sup>14</sup> is selected from the group consisting of:

- (1) hydroxyl,
- (2) halogen,
- (3) C<sub>1-6</sub>alkyl,
- (4) -C<sub>3-6</sub>cycloalkyl,
- (5) -O-C<sub>1-6</sub>alkyl,
- (6) -O(C=O)-C<sub>1-6</sub>alkyl,
- (7) -NH-C<sub>1-6</sub>alkyl,
- (8) phenyl,

- (9) heterocycle,
- (10)  $-\text{CO}_2\text{H}$ , and
- (11)  $-\text{CN}$ ;

or a pharmaceutically acceptable salt thereof.

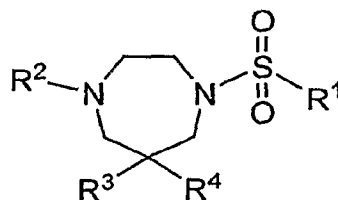
2. The compound of Claim 1 of the formula Ia:



Ia

or a pharmaceutically acceptable salt thereof.

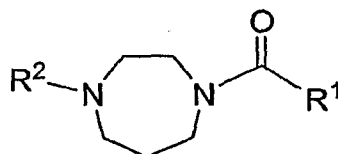
3. The compound of Claim 1 of the formula Ib:



Ib

or a pharmaceutically acceptable salt thereof.

4. The compound of Claim 1 of the formula Ic:



Ic

or a pharmaceutically acceptable salt thereof.

5. The compound of Claim 1 wherein X is  $-\text{SO}_2-$ .

6. The compound of Claim 1 wherein X is  $-(C=O)-$ .

7. The compound of Claim 1 wherein X is  $-(C=S)-$ .

8. The compound of Claim 1 wherein R<sup>1</sup> is phenyl, which is unsubstituted or substituted with one or more of:

- (1) halogen,
- (2) hydroxyl,
- (3)  $-O_n-C_{1-6}$ alkyl, where n is 0 or 1 (wherein if n is 0, a bond is present) and where the alkyl is unsubstituted or substituted with one or more substituents selected from R<sup>13</sup>,
- (4)  $-O_n$ -phenyl, where the phenyl is unsubstituted or substituted with one or more substituents selected from R<sup>13</sup>,
- (5) -heterocycle, where the heterocycle is unsubstituted or substituted with one or more substituents selected from R<sup>13</sup>,
- (6)  $-NR^{10}R^{11}$ , wherein R<sup>10</sup> and R<sup>11</sup> are independently selected from the group consisting of:
  - (a) hydrogen,
  - (b)  $C_{1-6}$ alkyl, which is unsubstituted or substituted with one or more substituents selected from R<sup>13</sup>,
- (7)  $-S(O)_2-NR^{10}R^{11}$ ,
- (8)  $-CO_2H$ ,
- (9)  $-CN$ , and
- (10)  $-NO_2$ .

9. The compound of Claim 8 wherein R<sup>1</sup> is phenyl, which is unsubstituted or substituted with one or more methyl,  $-CF_3$ , halo,  $-OCF_3$ ,  $-OCH_3$ ,  $-OCH_2CH_3$ ,  $-CO_2CH_3$ ,  $-CN$ ,  $-N(CH_3)$ ,  $-NH(CH_2CH_3)$ ,  $-NO_2$ , triazolyl or phenyl:

10. The compound of Claim 9 wherein R<sup>1</sup> is phenyl, which is unsubstituted or substituted with one or more methyl,  $-CF_3$ , fluoro,  $-OCF_3$ ,  $-OCH_3$ ,  $-CO_2CH_3$  or phenyl.

11. The compound of Claim 10 wherein R<sup>1</sup> is selected from the group consisting of:

- (1) phenyl,
- (2) biphenyl,
- (3) 2,6-dimethoxyphenyl,
- (4) 2,4-dichlorophenyl,
- (5) 2,6-dichlorophenyl,
- (6) 2,3-difluophenyl,
- (7) 2,4-difluophenyl,
- (8) 2,6-difluophenyl,
- (9) 2-methoxy-4-methyl-phenyl,
- (10) 3-methoxy-biphenyl,
- (11) 3-methyl-biphenyl, and
- (12) 5-methyl-2-triazolyl-phenyl.

12. The compound of Claim 11 wherein R<sup>1</sup> is phenyl or 2,6-dimethoxyphenyl.

13. The compound of Claim 1 wherein R<sup>2</sup> is heteroaryl, which is unsubstituted or substituted with one or more of:

- (1) halogen,
- (2) hydroxyl,
- (3) -O<sub>n</sub>-C<sub>1-6</sub>alkyl, where n is 0 or 1 (wherein if n is 0, a bond is present) and where the alkyl is unsubstituted or substituted with one or more substituents selected from R<sup>13</sup>,
- (4) -O<sub>n</sub>-phenyl, where the phenyl is unsubstituted or substituted with one or more substituents selected from R<sup>13</sup>,
- (5) -heterocycle, where the heterocycle is unsubstituted or substituted with one or more substituents selected from R<sup>13</sup>,
- (6) -NR<sup>10</sup>R<sup>11</sup>, wherein R<sup>10</sup> and R<sup>11</sup> are independently selected from the group consisting of:
  - (a) hydrogen,
  - (b) C<sub>1-6</sub>alkyl, which is unsubstituted or substituted with one or more substituents selected from R<sup>13</sup>,
- (7) -S(O)<sub>2</sub>-NR<sup>10</sup>R<sup>11</sup>,
- (8) -CO<sub>2</sub>H,
- (9) -CN, and
- (10) -NO<sub>2</sub>.

14. The compound of Claim 13 wherein R<sup>2</sup> is selected from the group consisting of:

- (1) benzimidazolyl,
- (2) benzothiazolyl,
- (3) benzoxazolyl,
- (4) quinazoliny,
- (5) quinolinyl,
- (6) thiadiazolyl,

which is unsubstituted or substituted with halogen, hydroxyl, C<sub>1-6</sub>alkyl, -O-C<sub>1-6</sub>alkyl or phenyl.

15. The compound of Claim 14 wherein R<sup>2</sup> is selected from the group consisting of: benzothiazolyl, which is unsubstituted or substituted with chloro, 6-chloro-benzothiazolyl, benzoxazolyl, quinazoliny and quinolinyl.

16. The compound of Claim 1 wherein R<sup>3</sup> and R<sup>4</sup> are independently selected from the group consisting of:

- (1) hydrogen,
- (2) halogen,
- (3) hydroxyl,
- (4) -C<sub>1-6</sub>alkyl,
- (5) -O-C<sub>1-6</sub>alkyl,
- (6) -phenyl,
- (7) -NR<sup>10</sup>R<sup>11</sup>, wherein R<sup>10</sup> and R<sup>11</sup> are independently selected from the group consisting of:
  - (a) hydrogen,
  - (b) C<sub>1-6</sub>alkyl,

or R<sup>3</sup> and R<sup>4</sup> taken together form C=O;

17. The compound of Claim 1 wherein R<sup>3</sup> and R<sup>4</sup> are selected from the following options:

- R<sup>3</sup> and R<sup>4</sup> are hydrogen,
- R<sup>3</sup> is fluoro and R<sup>4</sup> is hydrogen,
- R<sup>3</sup> is hydroxyl and R<sup>4</sup> is hydrogen,

R<sup>3</sup> is -NH-C<sub>1-6</sub>alkyl and R<sup>4</sup> is hydrogen,  
 R<sup>3</sup> is -O-C<sub>1-6</sub>alkyl and R<sup>4</sup> is hydrogen, or  
 R<sup>3</sup> and R<sup>4</sup> taken together form C=O.

18. A compound which is selected from the group consisting of:

6-chloro-2-[4-(2,6-dimethoxybenzoyl)-1,4-diazepan-1-yl]-1,3-benzothiazole;  
 2-{4-[5-methyl-2-(2H-1,2,3-triazol-2-yl)benzoyl]-1,4-diazepan-1-yl}-1,3-benzoxazole;  
 6-chloro-2-[4-(phenylsulfonyl)-1,4-diazepan-1-yl]-1,3-benzothiazole;  
 2-[4-(2,6-dimethoxybenzoyl)-1,4-diazepan-1-yl]quinazoline;  
 2-{4-[5-methyl-2-(2H-1,2,3-triazol-2-yl)benzoyl]-1,4-diazepan-1-yl}-1,3-benzoxazole;  
 1-(1,3-benzoxazol-2-yl)-4-(2,6-dimethoxybenzoyl)-1,4-diazepan-6-ol;  
 1-(1,3-benzoxazol-2-yl)-4-(2,6-dimethoxybenzoyl)-1,4-diazepan-6-one;  
 1-(1,3-benzoxazol-2-yl)-4-(2,6-dimethoxybenzoyl)-N-methyl-1,4-diazepan-6-amine;  
 2-(4-{[5-methyl-2-(2H-1,2,3-triazol-2-yl)phenyl]carbonothioyl}-1,4-diazepan-1-yl)-1,3-benzoxazole;  
 4-(biphenyl-2-ylcarbonyl)-1-(6-chloro-1,3-benzothiazol-2-yl)-1,4-diazepane;  
 1-(6-chloro-1,3-benzothiazol-2-yl)-4-(2-methoxy-4-methylbenzoyl)-1,4-diazepane;  
 2-{4-[(2-methyl-5-phenyl-1,3-thiazol-4-yl)carbonyl]-1,4-diazepan-1-yl}-1,3-benzoxazole;  
 1-(2,6-dimethoxybenzoyl)-4-(3-phenyl-1,2,4-thiadiazol-5-yl)-1,4-diazepane;  
 2-[4-(2,6-dimethoxybenzoyl)-6-methoxy-1,4-diazepan-1-yl]-1,3-benzoxazole;  
 2-{4-[(3-methoxybiphenyl-2-yl)carbonyl]-1,4-diazepan-1-yl}-1,3-benzoxazole;  
 2-{4-[(3-methylbiphenyl-2-yl)carbonyl]-1,4-diazepan-1-yl}-1,3-benzoxazole;  
 2-{4-[5-methyl-2-(2H-1,2,3-triazol-2-yl)benzoyl]-1,4-diazepan-1-yl}quinazoline;  
 1-(1,3-benzoxazol-2-yl)-4-[2-(ethylamino)benzoyl]-1,4-diazepane;  
 4-(2,6-dimethoxybenzoyl)-1-quinolin-2-yl-1,4-diazepane;  
 or a pharmaceutically acceptable salt thereof.

19. A pharmaceutical composition which comprises an inert carrier and a compound of Claim 1 or a pharmaceutically acceptable salt thereof.

20. A compound of Claim 1 or a pharmaceutically acceptable salt thereof for use in medicine.

21. Use of a compound of Claim 1, or a pharmaceutically acceptable salt thereof, for the manufacture of a medicament for the treatment or prevention of a sleep disorder.

22. A method for enhancing the quality of sleep in a mammalian patient in need thereof which comprises administering to the patient a therapeutically effective amount of the compound of Claim 1 or a pharmaceutically acceptable salt thereof.

23. A method for treating insomnia in a mammalian patient in need thereof which comprises administering to the patient a therapeutically effective amount of the compound of Claim 1 or a pharmaceutically acceptable salt thereof.

24. A method for treating or controlling obesity in a mammalian patient in need thereof which comprises administering to the patient a therapeutically effective amount of the compound of Claim 1 or a pharmaceutically acceptable salt thereof.