

W. F. ASHE.
 Accessories for Forming Photographic Backgrounds.
 No. 211,124. Patented Jan. 7, 1879.

Fig. 1.

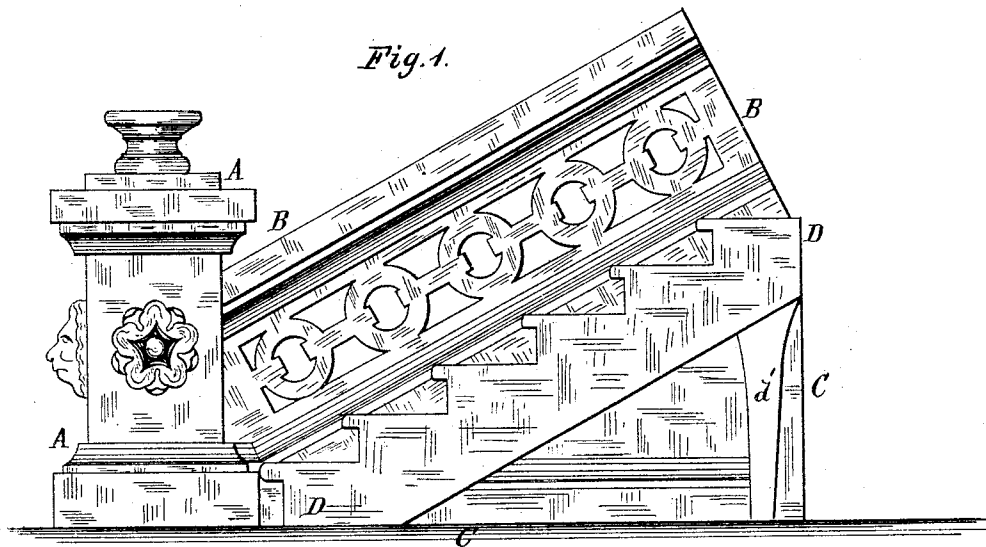


Fig. 2.

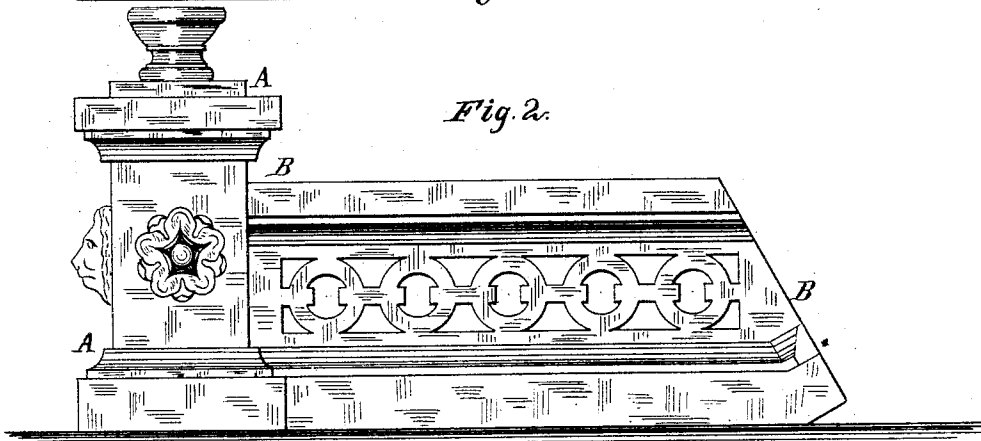


Fig. 3.

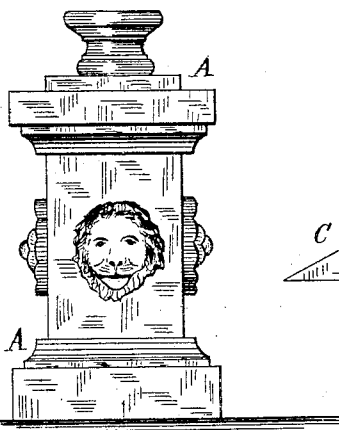
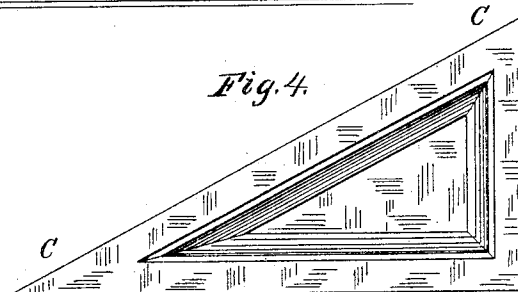


Fig. 4.



WITNESSES:

Henry N. Miller
C. Sedgwick

INVENTOR:

W. F. Ashe

BY

M. H. Ho

ATTORNEYS.

UNITED STATES PATENT OFFICE.

WILLIAM F. ASHE, OF NEW YORK, N. Y.

IMPROVEMENT IN ACCESSORIES FOR FORMING PHOTOGRAPHIC BACKGROUNDS.

Specification forming part of Letters Patent No. **211,124**, dated January 7, 1879; application filed November 2, 1878.

To all whom it may concern:

Be it known that I, WILLIAM F. ASHE, of the city, county, and State of New York, have invented a new and useful Improvement in Combination Staircase, Balustrade, and Pedestal for Photographic Purposes, of which the following is a specification:

Figure 1 is a side view of my improved apparatus arranged as a staircase. Fig. 2 is a side view of the same arranged as a balustrade. Fig. 3 is a side view of the pedestal. Fig. 4 is a side view of the wedge-block.

Similar letters of reference indicate corresponding parts.

The object of this invention is to furnish an improved apparatus for use in photographic galleries as an accessory in forming backgrounds for pictures, which shall be so constructed that it may be arranged as a staircase, a balustrade, or a pedestal, as may be required.

The invention consists in a combination staircase, balustrade, and pedestal for photographic purposes, made in separate parts, and constructed as hereinafter fully described, to adapt them to be variously arranged, as set forth.

A represents the pedestal, which may be made of any desired style, and more or less ornamented, as may be desired. B is the balustrade, one end of which is inclined, and has its lower corner beveled, as shown at the right hand side of Fig. 2, to adapt it to form a neat joint with the pedestal A, when arranged in an inclined position, to serve as the balustrade of a staircase. The other end of the balustrade B is at right angles with its base, as shown at the right-hand side of Fig. 1, to adapt it to form a neat joint with the pedestal A, when arranged in a horizontal position, to serve as a balustrade.

The projecting part of the base of the pedestal A is notched upon one side to receive either end of the balustrade B, and form a neat joint with it. If desired, the lower part of the side of the pedestal A may be slotted or recessed, and the inclined end of the balustrade B hinged at its upper corner to the upper part of the said pedestal, so that the lower corner of the said end of the balustrade may enter the said slot or recess when the balustrade B is lowered into a horizontal position, thus allowing the balustrade to be changed from an inclined to a horizontal position without being reversed; but this arrangement is objectionable from the fact that the pedestal A cannot be used alone without detaching the hinge.

The balustrade B is supported in place when arranged in an inclined position by a wedge-block, C, made in the form of a right-angled triangle, as shown in Fig. 4.

D is the staircase, the lower end of which rests upon the floor, and its upper end is supported upon legs *d'* of such a length, that its inclination may correspond with that of the inclined side of the wedge-block C.

The parts A B C D are all separate, so that they can be easily and quickly arranged in any desired position.

Having thus described my invention, I claim as new and desire to secure by Letters Patent—

The combination of the pedestal A, the balustrade B, and the inclined block C, constructed and adapted for use, substantially as set forth.

WILLIAM F. ASHE.

Witnesses:

JAMES T. GRAHAM,
C. SEDGWICK.