



US00D780366S

(12) **United States Design Patent**
Orozco

(10) **Patent No.:** **US D780,366 S**

(45) **Date of Patent:** **** Feb. 28, 2017**

(54) **LIGHT FIXTURE**

(71) Applicant: **Quoizel, Inc.**, Goose Creek, SC (US)

(72) Inventor: **Sergio J Orozco**, West New York, NJ (US)

(73) Assignee: **Quoizel, Inc.**, Goose Creek, SC (US)

(**) Term: **15 Years**

(21) Appl. No.: **29/551,477**

(22) Filed: **Jan. 13, 2016**

(51) **LOC (10) Cl.** **26-03**

(52) **U.S. Cl.**

USPC **D26/81**

(58) **Field of Classification Search**

USPC D26/81-91, 143, 144

CPC F21S 8/04; F21S 8/043; F21S 8/046;

F21S 8/06; F21S 8/061; F21S

8/063; F21S 8/065

See application file for complete search history.

(56) **References Cited**

U.S. PATENT DOCUMENTS

2,222,980	A *	11/1940	MacFadden	F21S 8/06
					362/282
D361,859	S *	8/1995	Pickett	D26/84
D409,784	S *	5/1999	Milicia	D26/143
D480,495	S *	10/2003	Brunner	D26/84
D481,151	S *	10/2003	Brunner	D26/84
D482,483	S *	11/2003	Brunner	D26/81
D488,881	S *	4/2004	Dolan	D26/81
D539,960	S *	4/2007	Hsu	D26/81
D542,458	S *	5/2007	Blackman	D26/81
D545,999	S *	7/2007	Ke	D26/144
D552,288	S *	10/2007	De'Armond	D26/81
D713,586	S *	9/2014	Lastimoso	D26/81
2006/0152929	A1 *	7/2006	Nicholas	F21V 21/02
					362/249.07

OTHER PUBLICATIONS

Chandelier model No. F1759/6 from The Flat Iron Collection shown on p. 86 of the Murray-Feiss 2004 Edition of "The Big Book" catalog.*

"Benton" chandelier model No. 1604 OZ shown on p. s500 of the Kichler Lighting 2005 catalog.*

* cited by examiner

Primary Examiner — Clare E Heflin

(74) *Attorney, Agent, or Firm* — Nelson Mullins Riley & Scarborough, LLP

(57) **CLAIM**

The ornamental design for a light fixture, as shown and described.

DESCRIPTION

FIG. 1 is a perspective view of a light fixture embodying the design of the present invention.

FIG. 2 is a front side elevational view of the light fixture illustrated in FIG. 1.

FIG. 3 is a back side elevational view of the light fixture illustrated in FIG. 1.

FIG. 4 is a left side elevational view of the light fixture illustrated in FIG. 1.


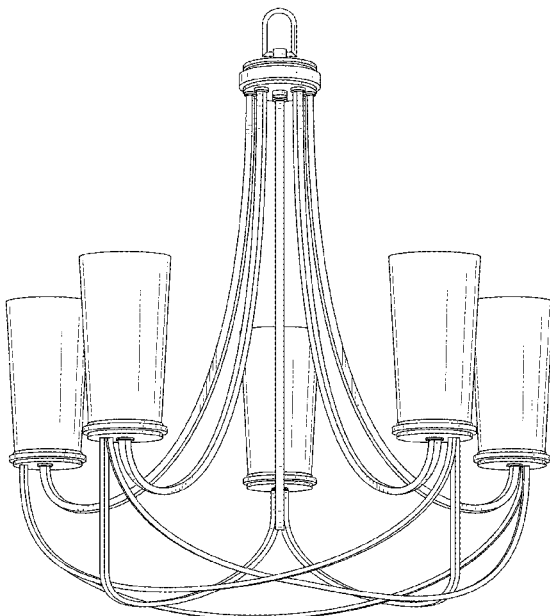
FIG. 5 is a right side elevational view of the light fixture illustrated in FIG. 1.

FIG. 6 is a top view of the light fixture illustrated in FIG. 1; and,

FIG. 7 is a bottom view of the light fixture illustrated in FIG. 1.

The portions shown in broken lines form no part of the claimed design.

1 Claim, 7 Drawing Sheets






FIG. 1

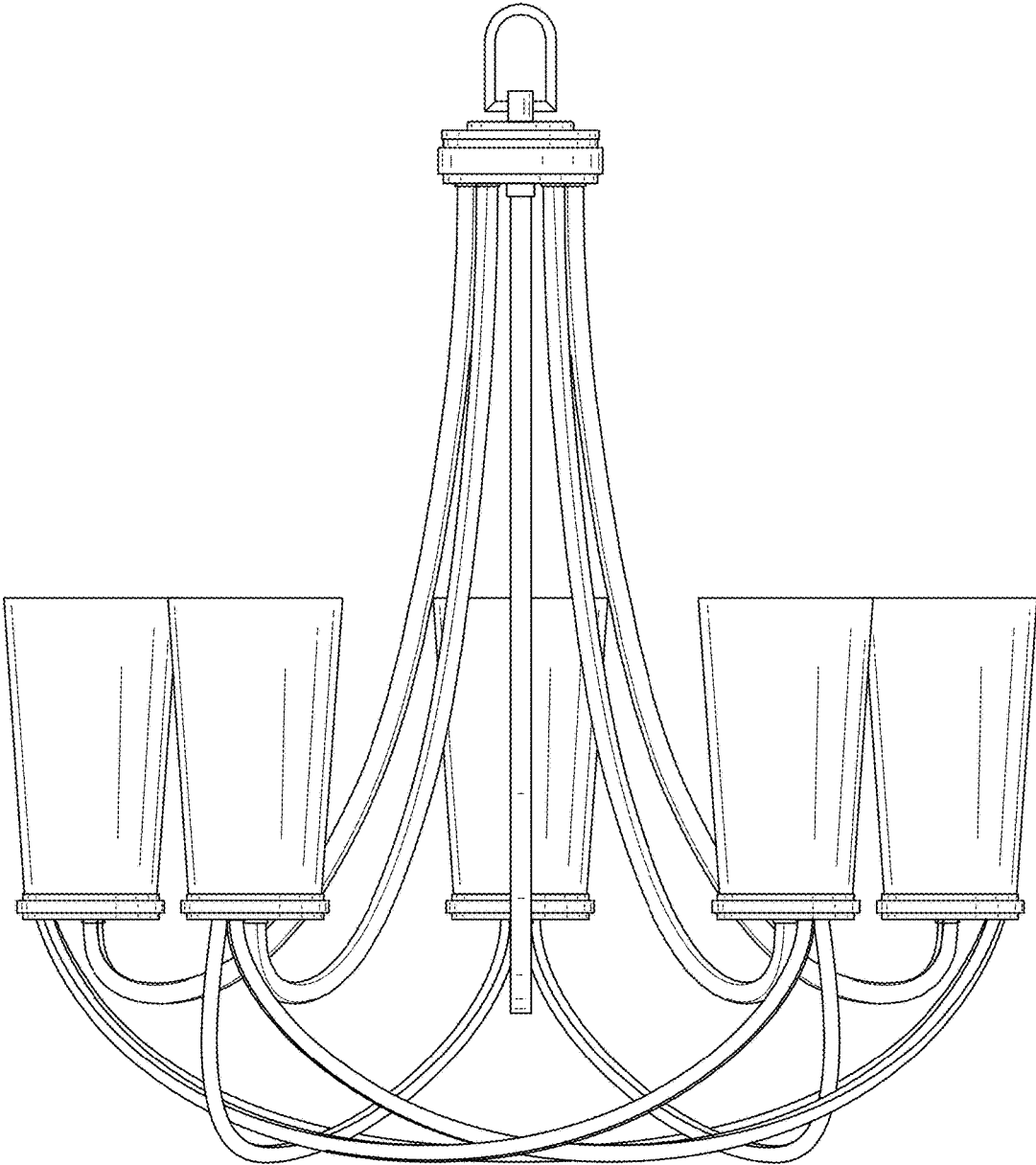


FIG. 2

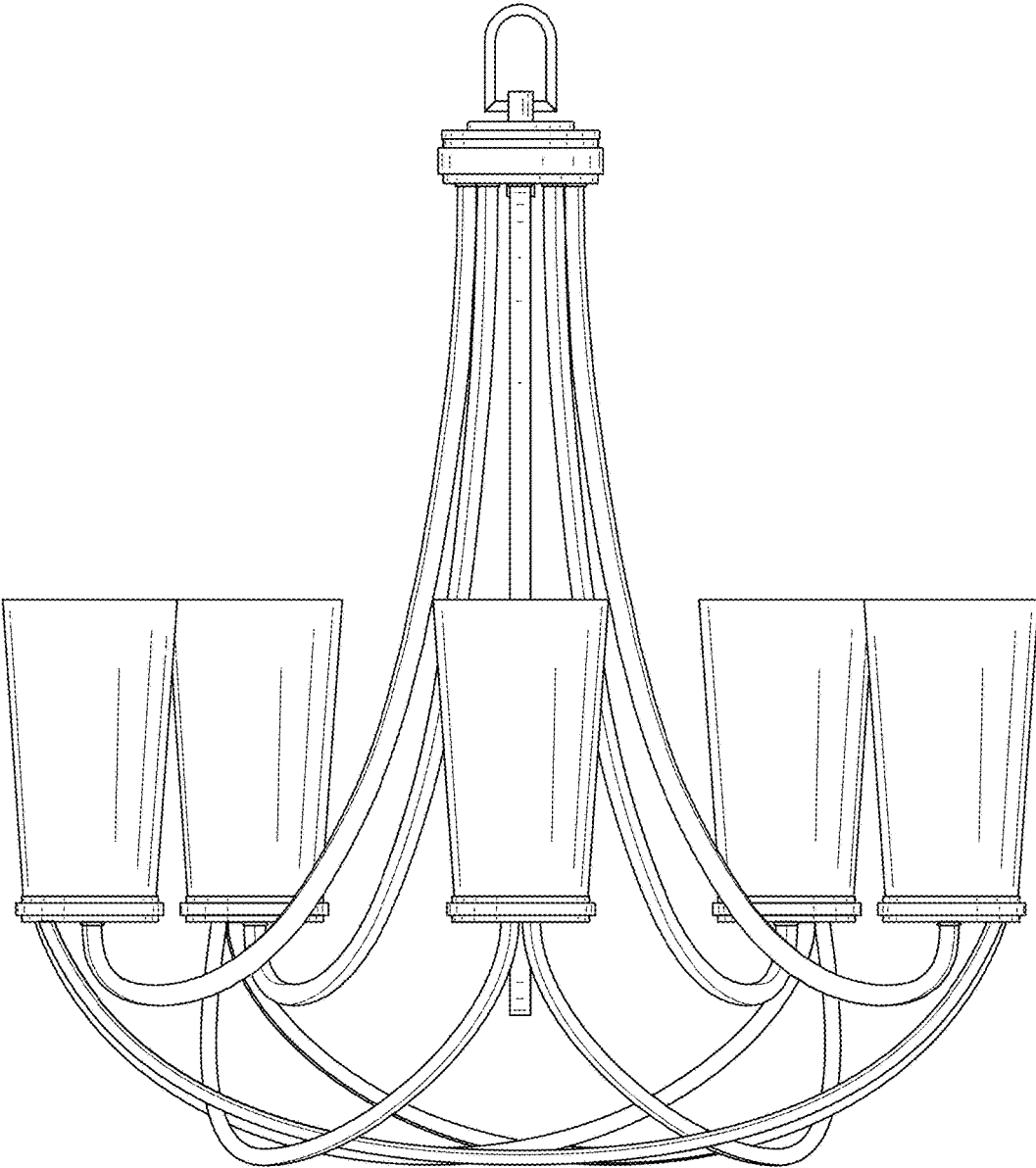


FIG. 3

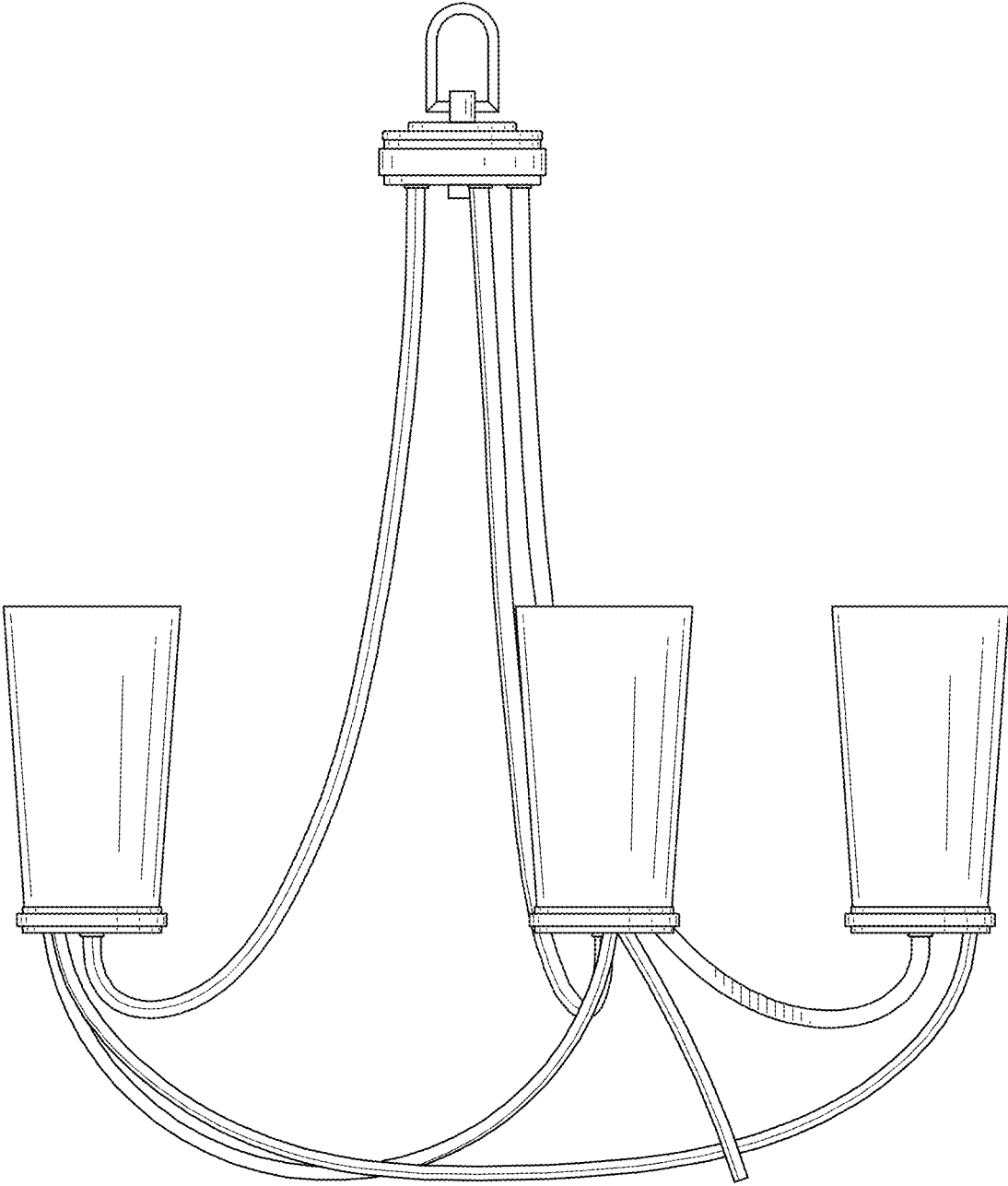


FIG. 4

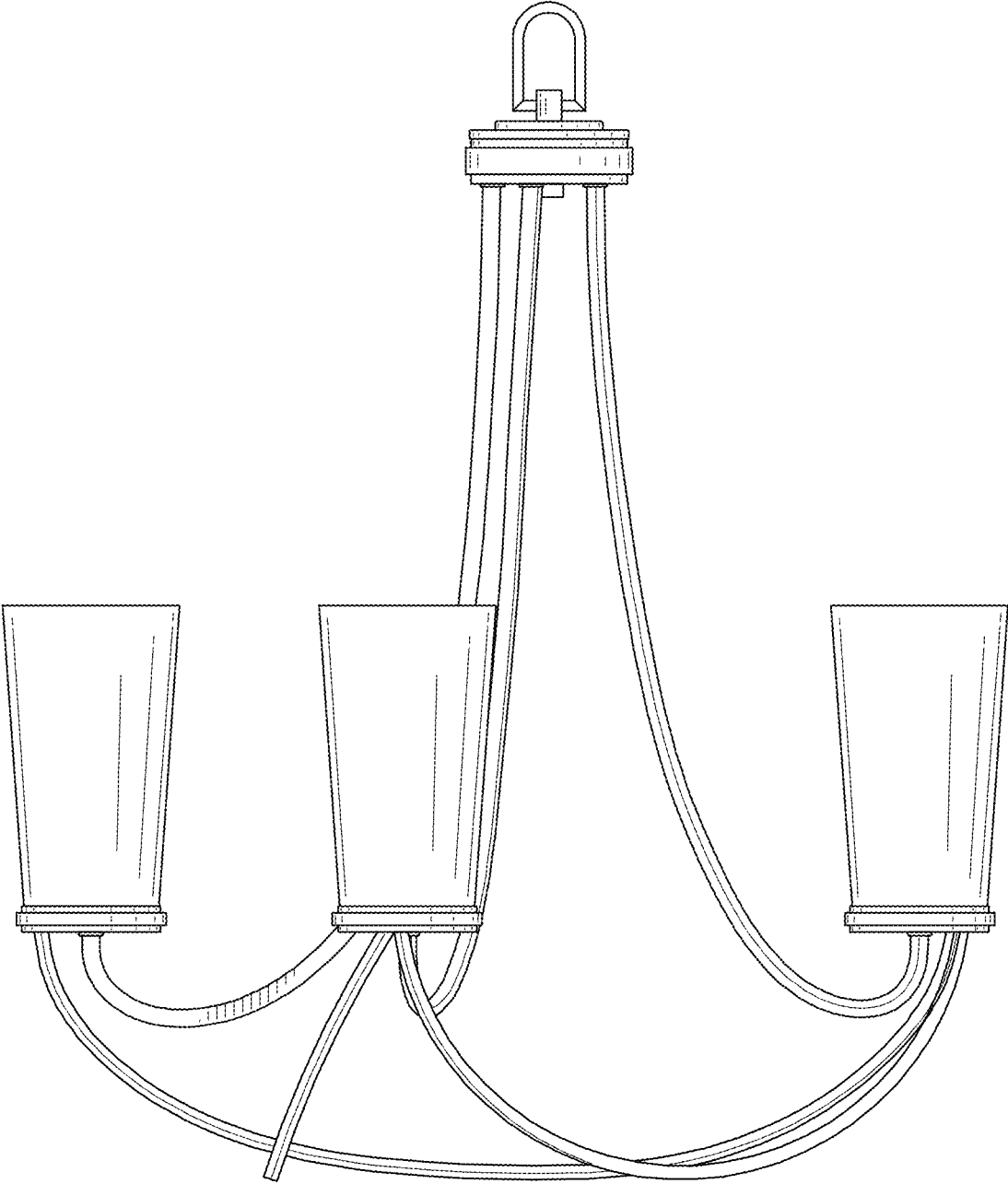


FIG. 5

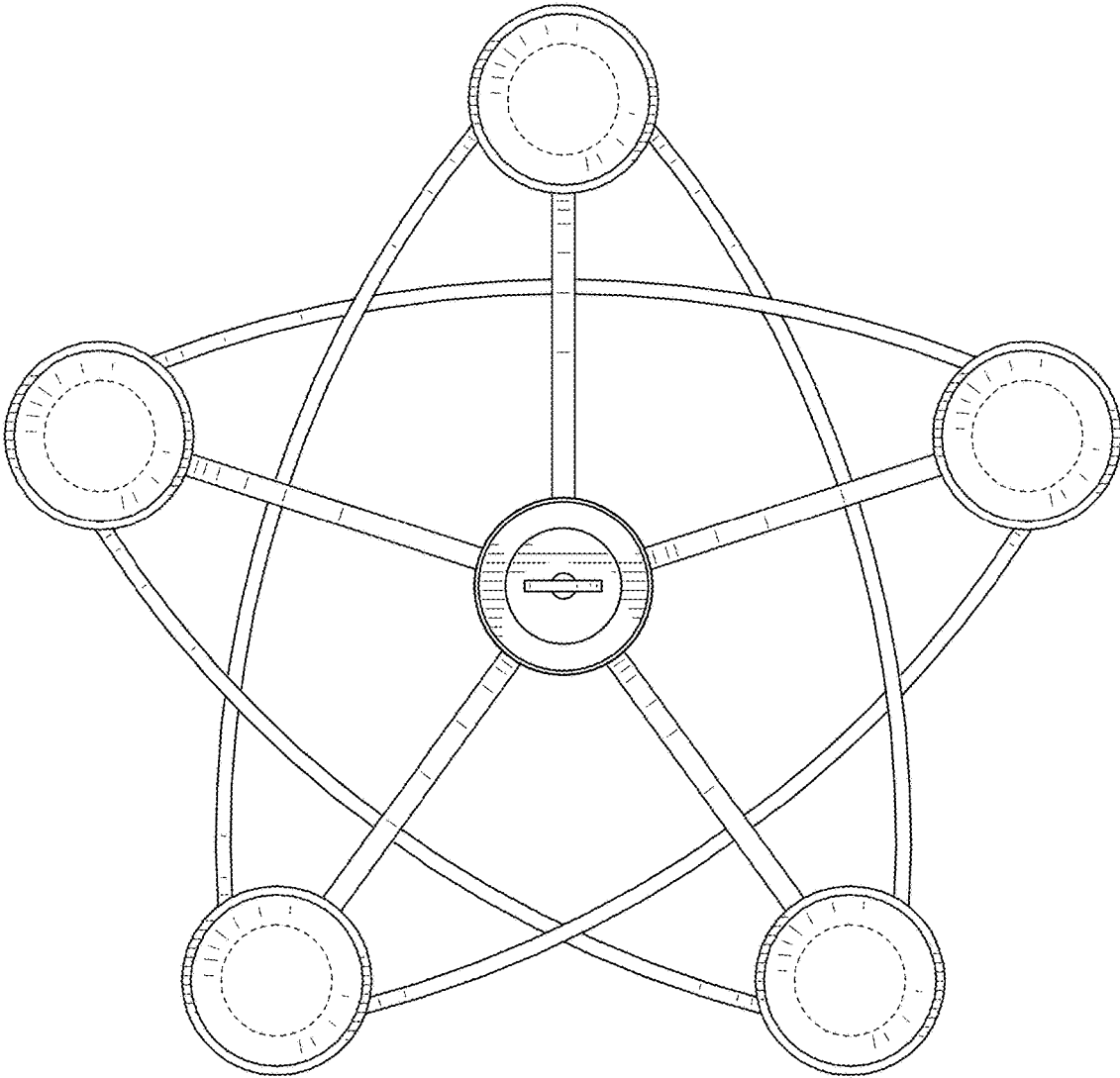


FIG. 6

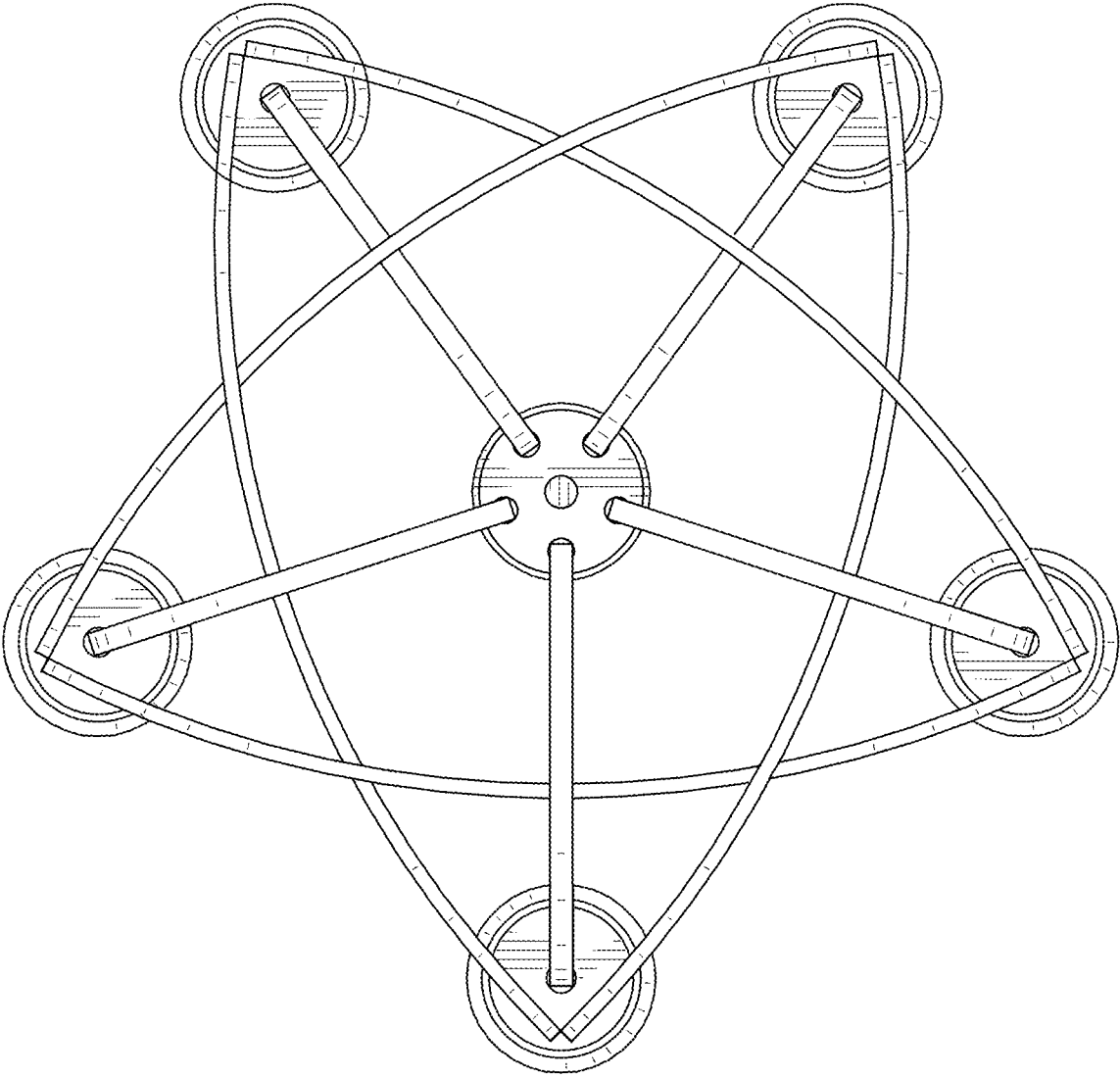


FIG. 7