



US00D643459S

(12) **United States Design Patent**
Gonzalez

(10) **Patent No.:** **US D643,459 S**

(45) **Date of Patent:** **** Aug. 16, 2011**

(54) **EYEWEAR**

(75) Inventor: **Alvaro Gonzalez**, Florence (IT)

(73) Assignee: **J. Choo Limited**, London (GB)

(**) Term: **14 Years**

(21) Appl. No.: **29/372,338**

(22) Filed: **Nov. 10, 2010**

(30) **Foreign Application Priority Data**

May 11, 2010 (EM) 001706565-0003

(51) **LOC (9) Cl.** **16-06**

(52) **U.S. Cl.** **D16/315; D16/320; D16/335**

(58) **Field of Classification Search** D16/101,
D16/300-342; D29/109-110; D24/110.2;
351/41, 44, 51-52, 62, 158, 92, 103-123,
351/140, 153, 45-46; 2/426-432, 447-449,
2/441, 434-437, 13, 15; D21/483, 659-661,
D21/598

See application file for complete search history.

(56) **References Cited**

U.S. PATENT DOCUMENTS

2,188,380	A	*	1/1940	Uhlemann	351/106
D135,992	S	*	7/1943	Pomeranz	D16/320
D246,655	S	*	12/1977	Van Horn et al.	D16/320
D274,533	S	*	7/1984	Dianitsch	D16/315
D290,465	S	*	6/1987	Levoy	D16/320
D292,985	S	*	12/1987	Hanagata	D16/320
D302,559	S	*	8/1989	Samuel	D16/320

D536,023	S	*	1/2007	Park	D16/315
D539,828	S	*	4/2007	Hester	D16/315
D587,740	S	*	3/2009	Friedman	D16/320
D595,759	S	*	7/2009	Gonzalez	
D616,918	S	*	6/2010	Rohrbach	D16/320

OTHER PUBLICATIONS

First-named inventor Alvaro Gonzalez, Mali, U.S. Appl. No. 29/372,336, filed Nov. 10, 2010.

* cited by examiner

Primary Examiner — Raphael Barkai

(74) *Attorney, Agent, or Firm* — Fross Zelnick Lehrman & Zissu, P.C.; Lawrence E. Apolzon, Esq.

(57) **CLAIM**

The ornamental design for eyewear, as shown and described.

DESCRIPTION

FIG. 1 is a front perspective view of eyewear showing my new design;

FIG. 2 is a left side view of the eyewear shown in FIG. 1;

FIG. 3 is a right side view of the eyewear shown in FIG. 1;

FIG. 4 is a front view of the eyewear shown in FIG. 1;

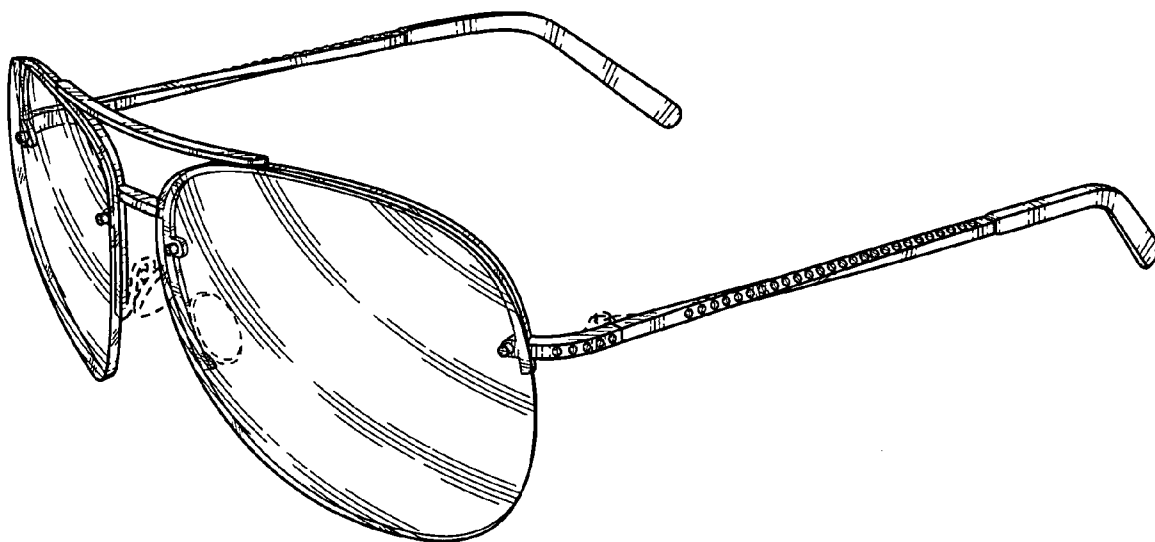
FIG. 5 is a rear view of the eyewear shown in FIG. 1;

FIG. 6 is a top view of the eyewear shown in FIG. 1; and,

FIG. 7 is a bottom view of the eyewear shown in FIG. 1.

The broken line showing of the eyewear frame, portions of the arms, nose guards, screws, and hinges is for illustrative purposes only and forms no part of the claimed design.

1 Claim, 5 Drawing Sheets



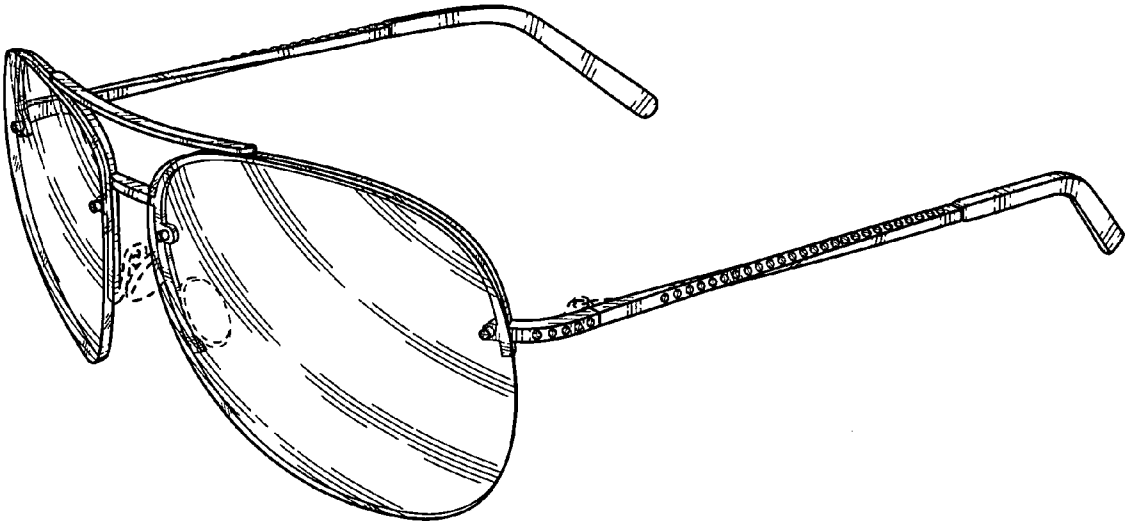


FIG. 1

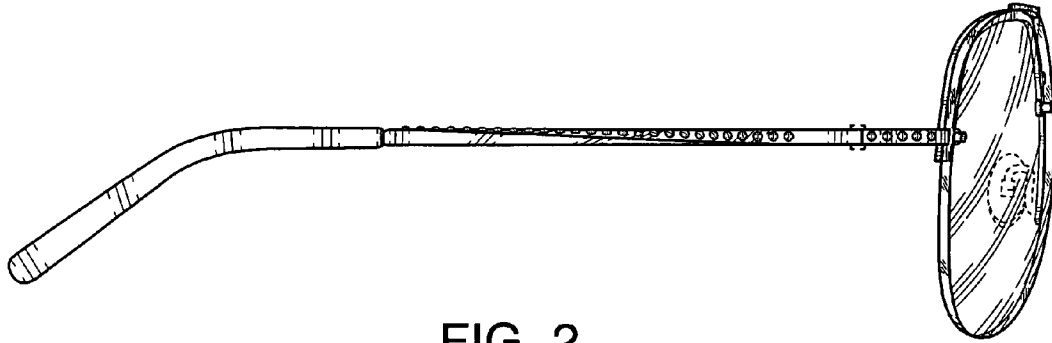


FIG. 2

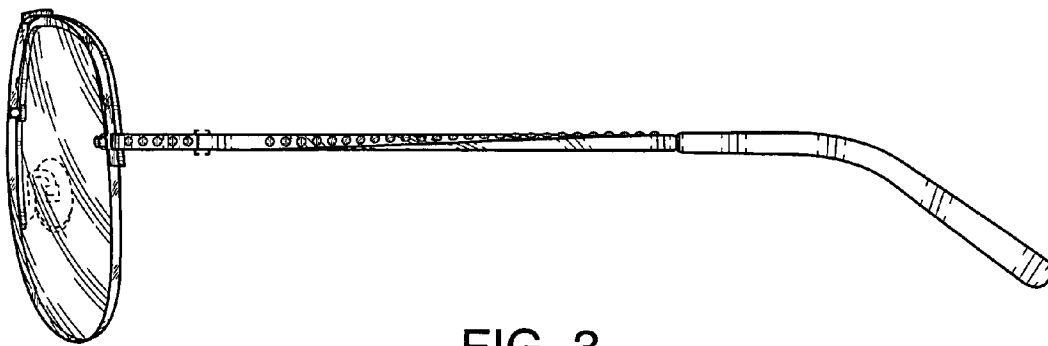


FIG. 3




FIG. 4

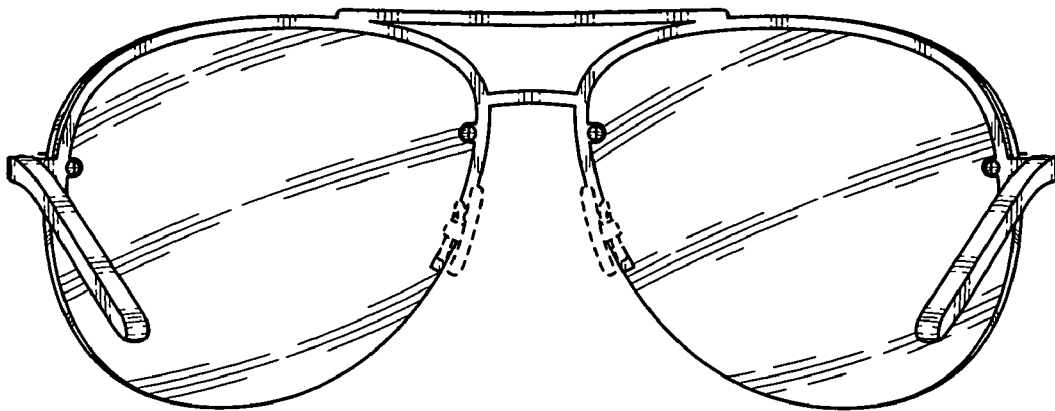


FIG. 5

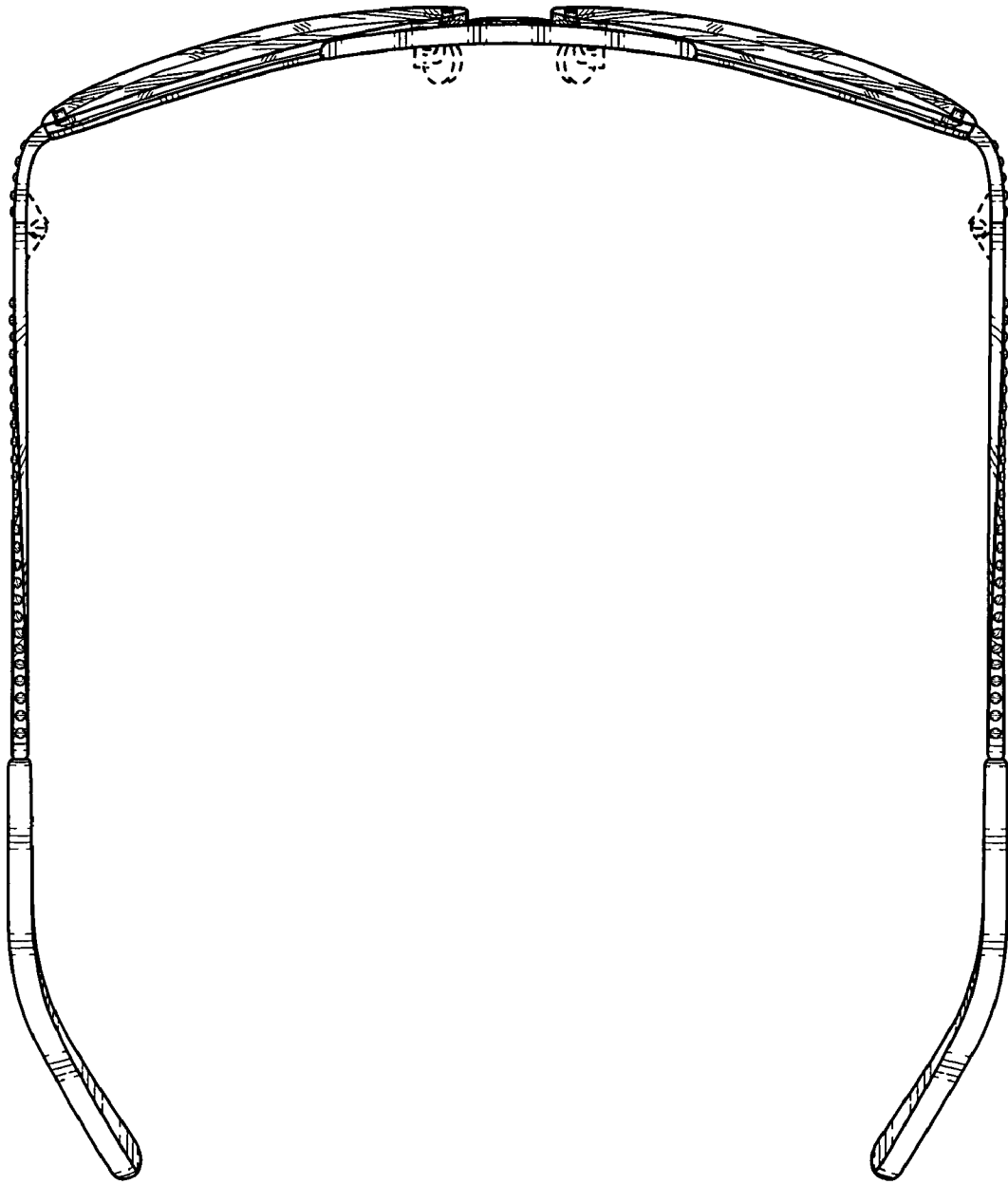


FIG. 6




FIG. 7