



US00D433488S

United States Patent [19]

[11] **Patent Number: Des. 433,488**

Milrud et al.

[45] **Date of Patent: ** Nov. 7, 2000**

[54] **SHOWER CONTROL ASSEMBLY**

[75] Inventors: **Eduardo Milrud**, Chagrin Falls; **Daniel C. Buchner**, Lorain, both of Ohio; **John C. Costello**, Wellesley, Mass.; **Svenja Leggewie**; **Stephanie C. Schwarz**, both of Boston, Mass.; **Roy A. Thompson**, Mattapan, Mass.; **Kevin R. Young**, Newton, Mass.

[73] Assignee: **Moen Incorporated**, North Olmsted, Ohio

[**] Term: **14 Years**

[21] Appl. No.: **29/117,744**

[22] Filed: **Jan. 31, 2000**

[51] **LOC (7) Cl.** **23-01**

[52] **U.S. Cl.** **D23/254**

[58] **Field of Search** D23/238-257; D8/300-308, 350-354; 4/675-678; 137/801

- D. 318,214 7/1991 Fleming D8/301
- D. 329,008 9/1992 Marques .
- D. 339,190 9/1993 Pieramico et al. D23/252
- D. 357,305 4/1995 Fabian .
- D. 357,525 4/1995 Fabian .
- D. 375,785 11/1996 Spano D23/252
- D. 379,453 5/1997 Fabrizi .
- D. 380,036 6/1997 Short et al. .
- D. 384,730 10/1997 Doughty et al. .
- D. 387,855 12/1997 Spangler .
- D. 390,638 2/1998 Ko .
- D. 391,351 2/1998 Ko .
- D. 391,831 3/1998 Doughty et al. .
- D. 392,720 3/1998 Doughty et al. .
- D. 395,812 7/1998 Doughty et al. .
- D. 402,005 12/1998 Ko .
- D. 402,009 12/1998 Gottwald D23/254
- D. 404,802 1/1999 Delker .
- D. 406,042 2/1999 Klinker .

Primary Examiner—Louis S. Zarfaz
Assistant Examiner—Gregory Andoll
Attorney, Agent, or Firm—McEachran, Jambor, Keating, Bock & Kurtz

[56] **References Cited**

U.S. PATENT DOCUMENTS

- D. 22,025 11/1892 Schwendner .
- D. 56,023 8/1920 Newton .
- D. 56,140 8/1920 Greene .
- D. 60,383 2/1922 Steeple .
- D. 113,399 2/1939 Reinecke .
- D. 115,796 7/1939 Reinecke .
- D. 145,604 9/1946 Rausch .
- D. 179,659 2/1957 Schoepe .
- D. 212,093 8/1968 De Smidt .
- D. 219,782 1/1971 Tiller .
- D. 244,003 4/1977 Grieb D8/250
- D. 277,933 3/1985 Valli .
- D. 285,597 9/1986 Miller et al. .
- D. 299,515 1/1989 Fabian D23/250
- D. 304,071 10/1989 Haung et al. D23/250
- D. 314,129 1/1991 Zanini .

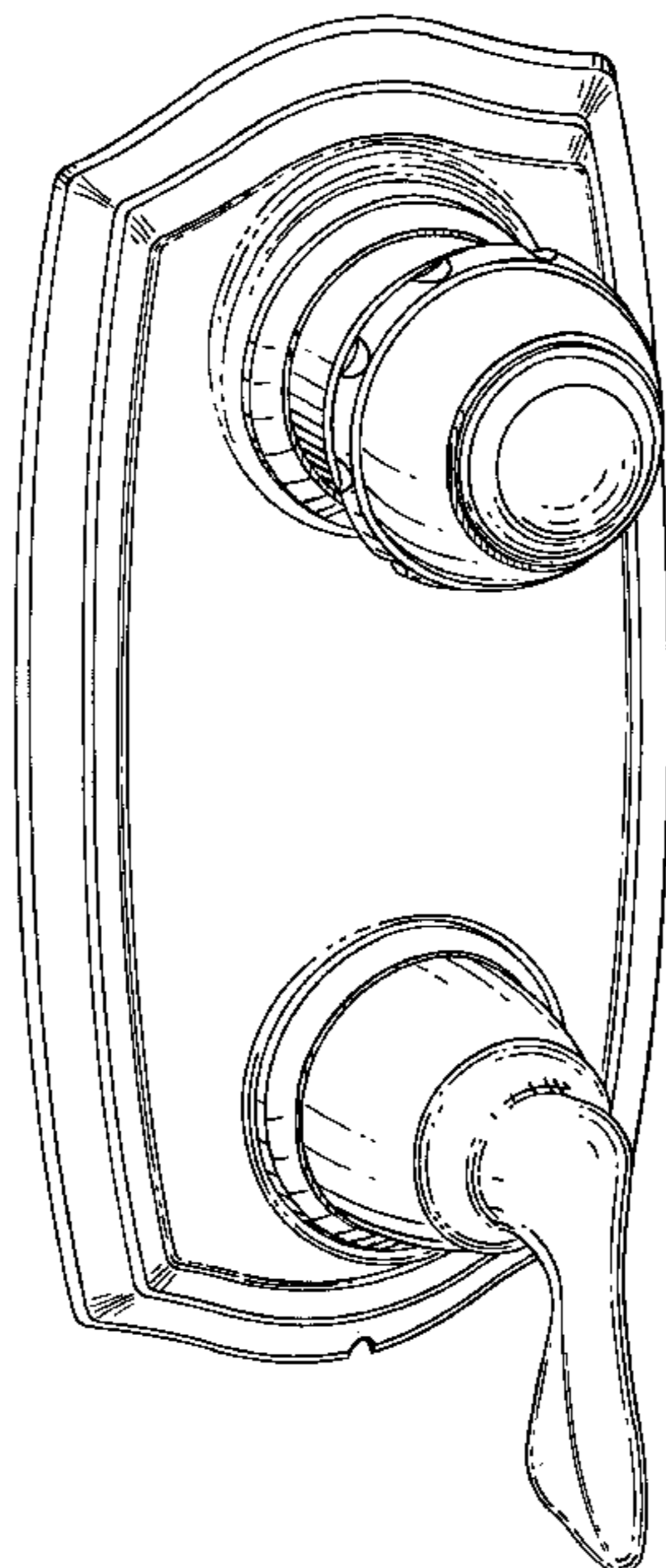
[57] **CLAIM**

The ornamental design for a shower control assembly, as shown and described.

DESCRIPTION

FIG. 1 is a front perspective view of our new design for a shower control assembly;
FIG. 2 is a front view thereof;
FIG. 3 is a right side view thereof, the left side being a mirror image thereof;
FIG. 4 is a bottom view thereof;
FIG. 5 is a top view thereof; and
FIG. 6 is a rear view thereof.
The broken lines in the Figures are for illustrative purposes only and form no part of the claimed design.

1 Claim, 5 Drawing Sheets



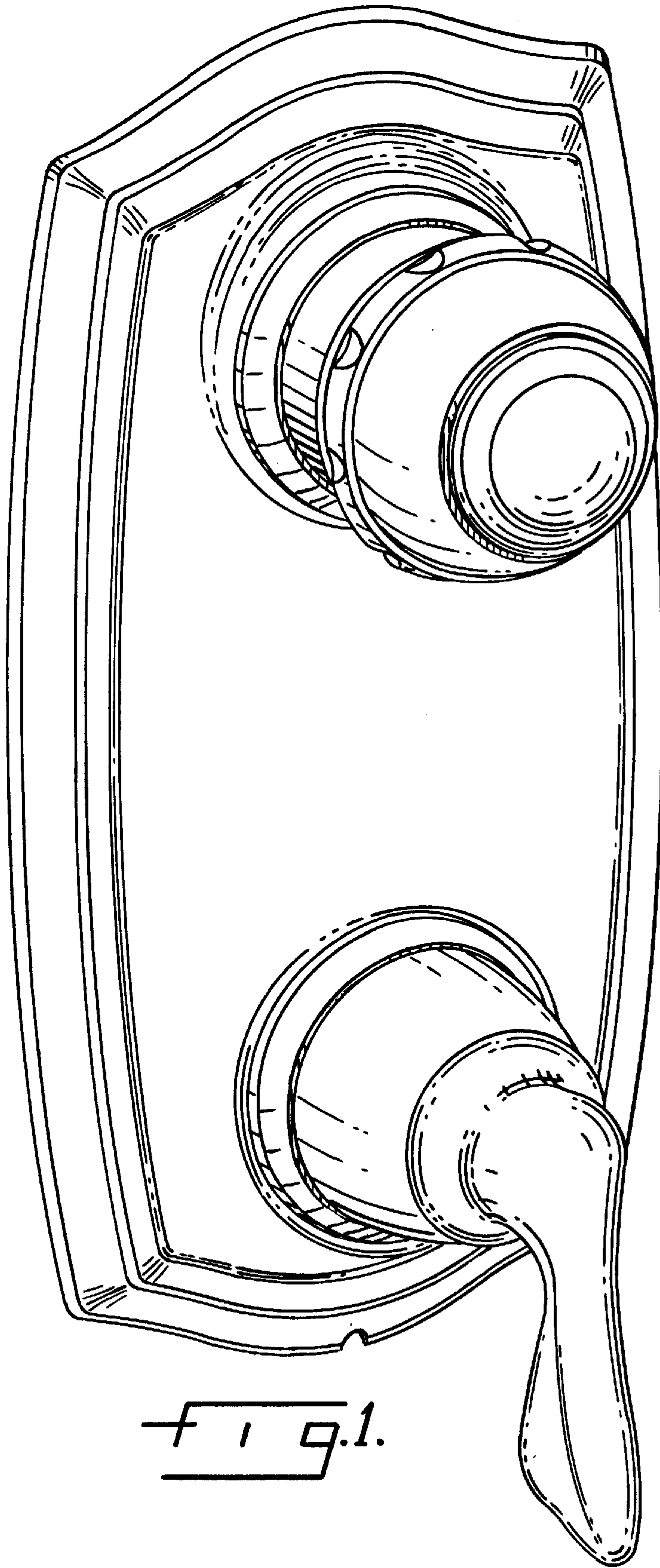


FIG. 1.

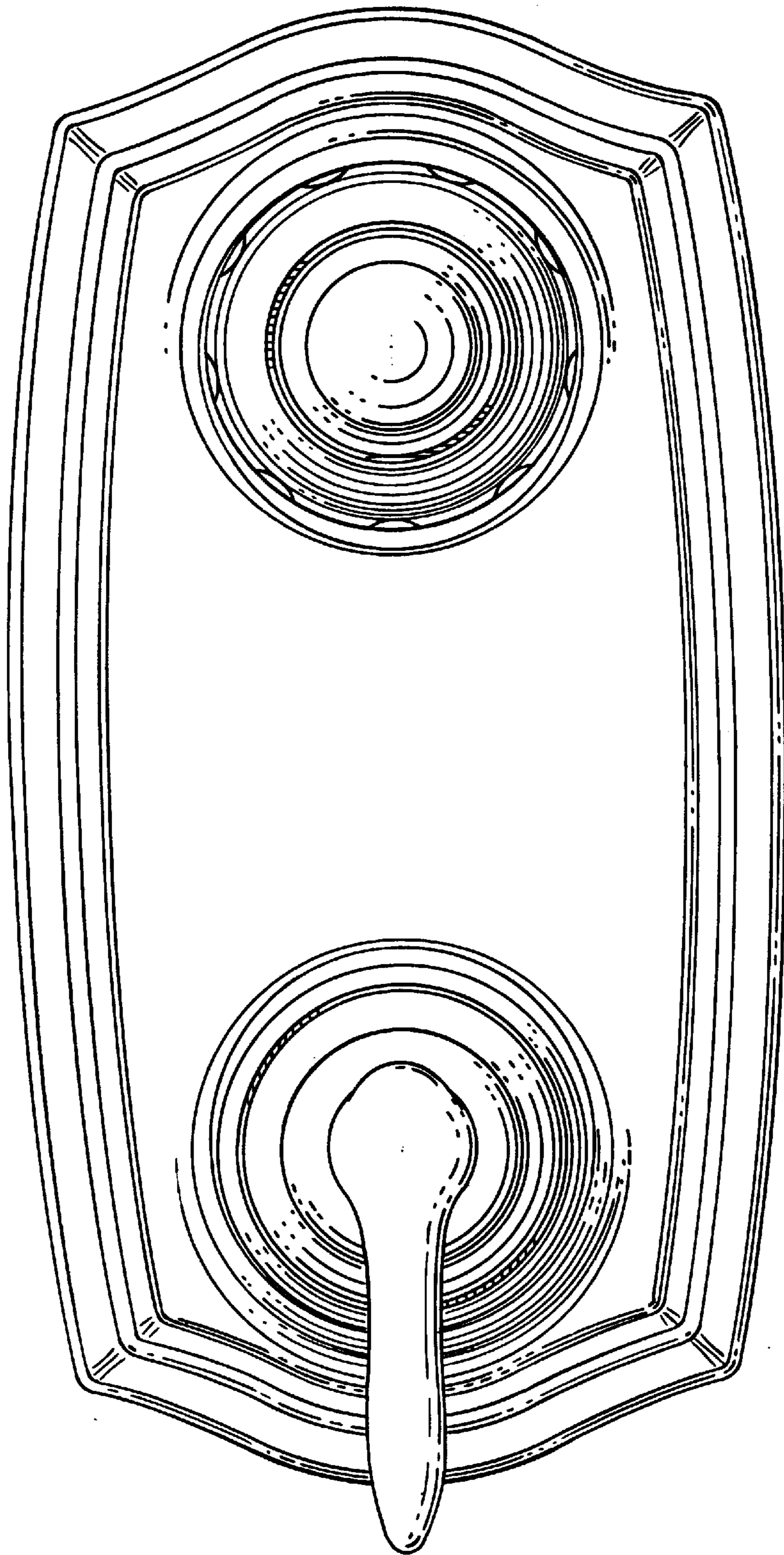


FIG. 2.

Fig. 3.

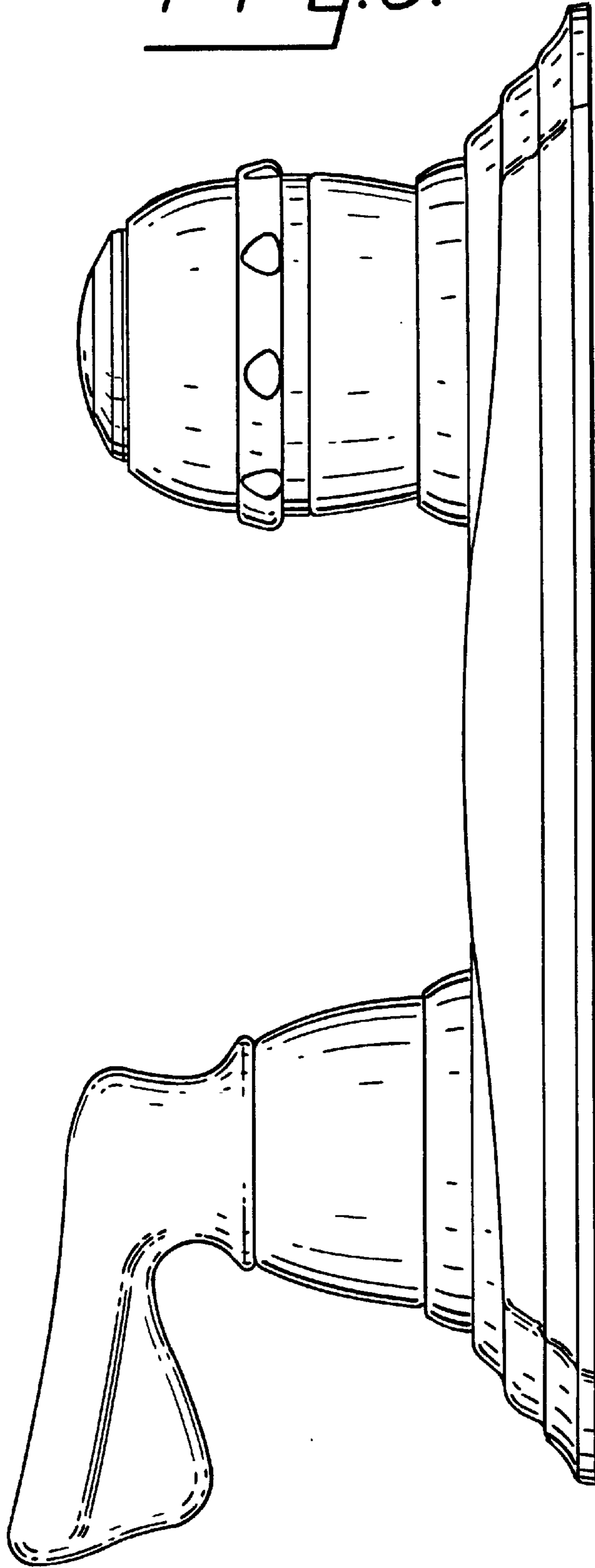


Fig. 4.

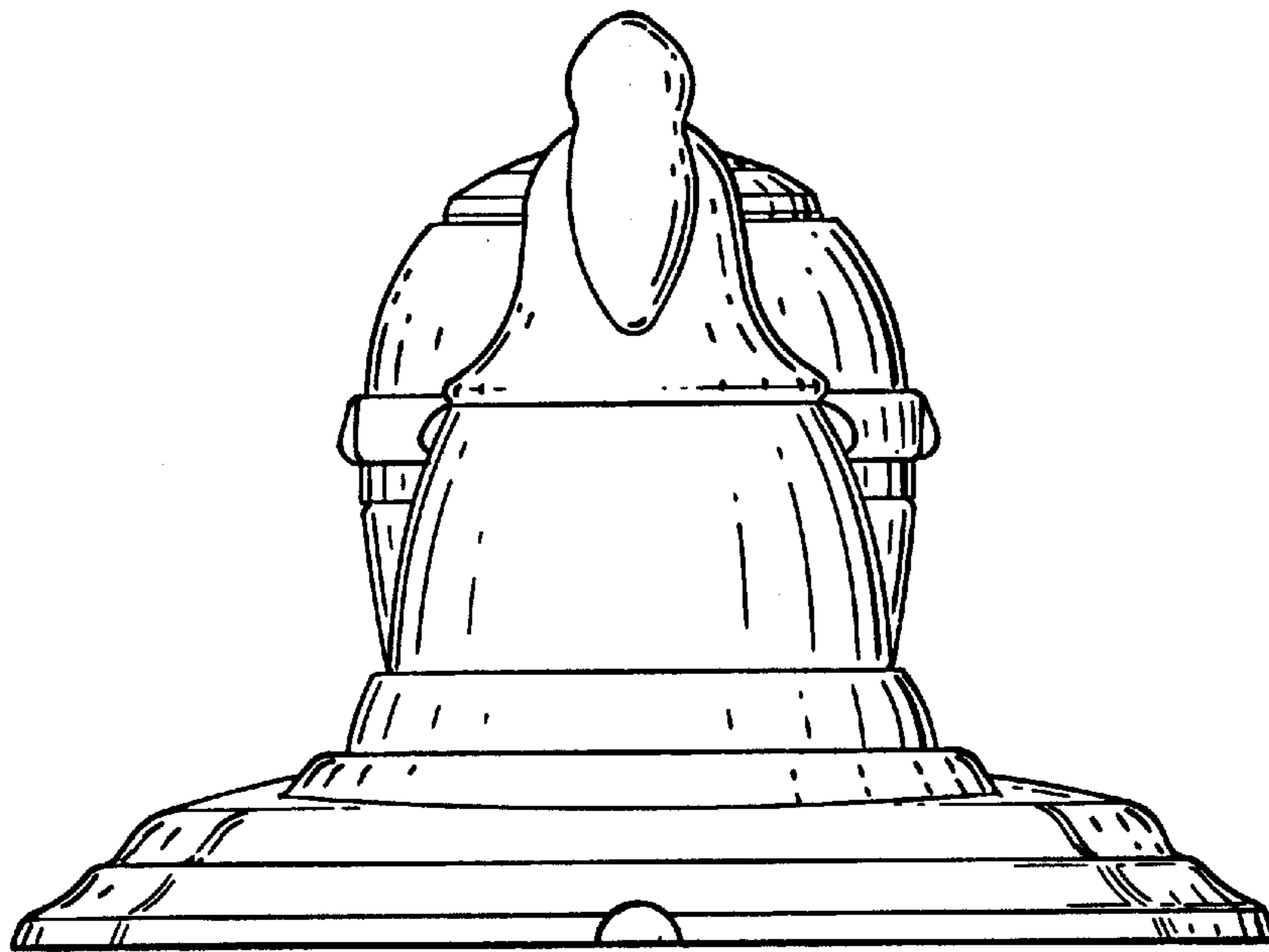
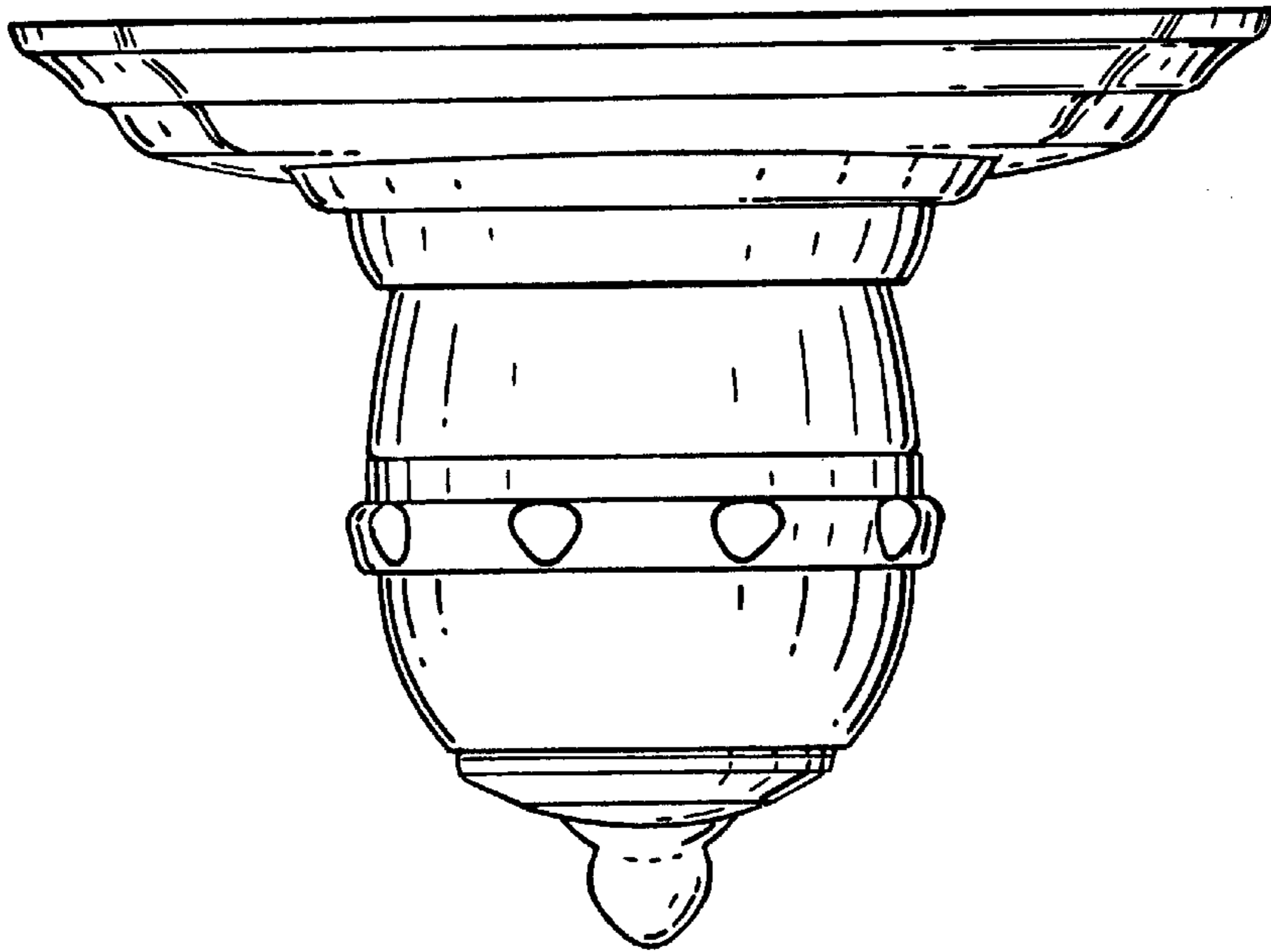


Fig. 5.

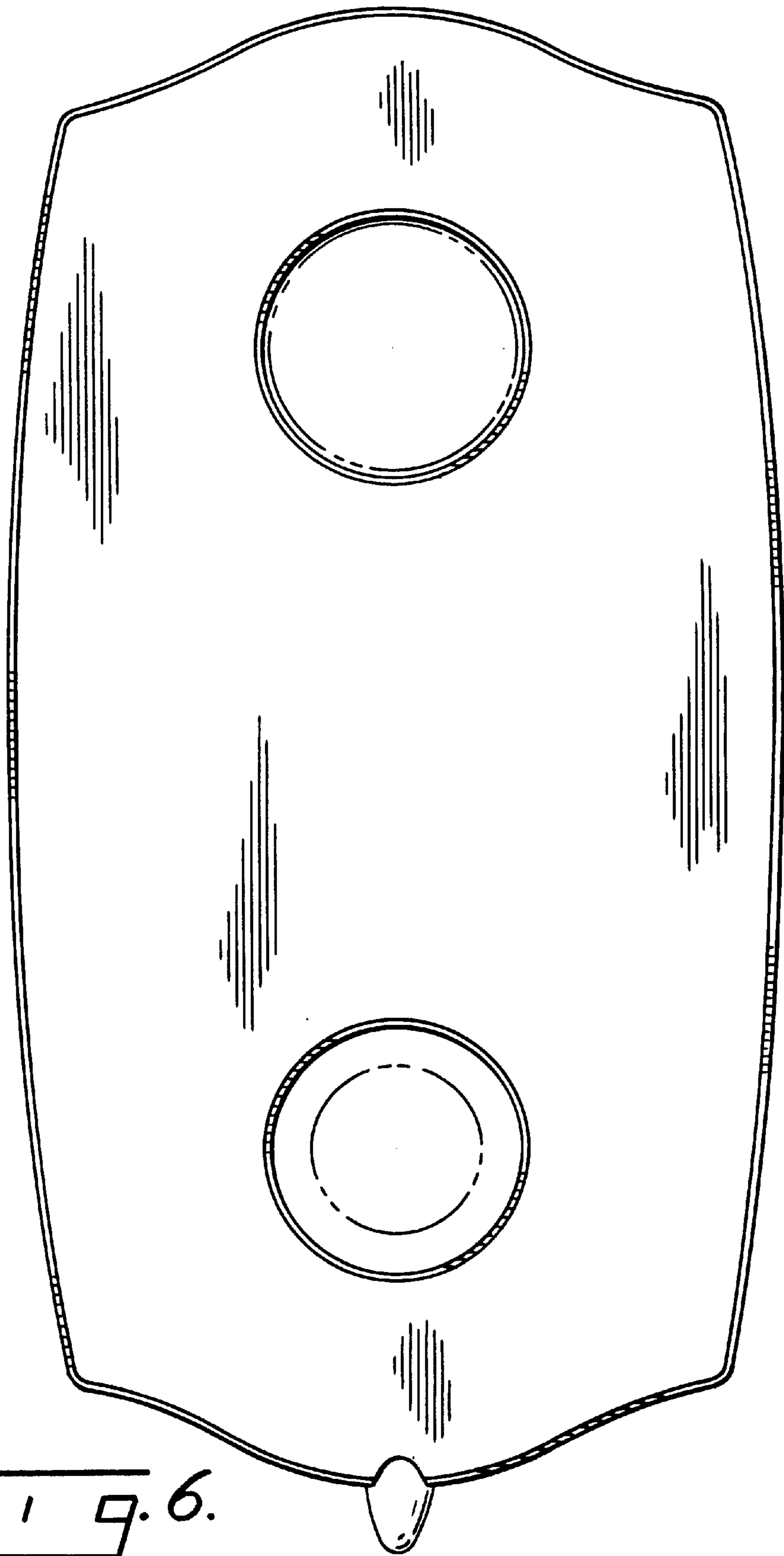


Fig. 6.